

QUARTERLY STATEMENT

OF THE

**NEW ENGLAND LIFE INSURANCE
COMPANY**

OF THE STATE OF

MASSACHUSETTS

TO THE

INSURANCE DEPARTMENT

OF THE

STATE OF

FOR THE QUARTER
ENDED JUNE 30, 2016

LIFE AND ACCIDENT AND HEALTH

2016



LIFE AND ACCIDENT AND HEALTH COMPANIES – ASSOCIATION EDITION

QUARTERLY STATEMENT

AS OF JUNE 30, 2016
OF THE CONDITION AND AFFAIRS OF THE

NEW ENGLAND LIFE INSURANCE COMPANY

NAIC Group Code 0241 (Current) 0241 (Prior) NAIC Company Code 91626 Employer's ID Number 04-2708937

Organized under the Laws of Massachusetts State of Domicile or Port of Entry Massachusetts
County of Domicile United States of America
Incorporated/Organized 09/12/1980 Commenced Business 12/30/1980
Statutory Home Office One Financial Plaza Boston, MA 02111
Main Administrative Office One Financial Plaza Boston, MA 02111
Mail Address 18210 Crane Nest Drive, 3rd Floor Tampa, FL 33647
Primary Location of Books and Records 18210 Crane Nest Drive, 3rd Floor Tampa, FL 33647
Internet Web Site Address www.metlife.com
Statutory Statement Contact Richard Andrew Stevens 813-983-4100
rstevens@metlife.com 813-983-4404

OFFICERS

Chairman, President and Chief Executive Officer ERIC THOMAS STEIGERWALT
Vice President and Secretary TYLA LYNN REYNOLDS
Executive Vice President and Chief Accounting Officer PETER MARTIN CARLSON
Senior Vice President and Treasurer MARLENE BEVERLY DEBEL

OTHER

ANNE MARIE BELDEN Vice President and Chief Financial Officer
FRANS WILLEM TE GROEN Vice President, Actuary and Appointed Actuary
ROBIN nmn LENNA Executive Vice President
RICHARD ANDREW STEVENS Vice President

DIRECTORS OR TRUSTEES

KIMBERLY ANN BERWANGER PETER MARTIN CARLSON KUMAR nmn DAS GUPTA
CHRISTINE MARIE DEBIASE MEGHAN SMITH DOSCHER JEFFREY PAUL HALPERIN
ERIC THOMAS STEIGERWALT

State of New York
County of New York } SS

The officers of this reporting entity being duly sworn, each depose and say that they are the described officers of said reporting entity, and that on the reporting period stated above, all of the herein described assets were the absolute property of the said reporting entity, free and clear from any liens or claims thereon, except as herein stated, and that this statement, together with related exhibits, schedules and explanations therein contained, annexed or referred to, is a full and true statement of all the assets and liabilities and of the condition and affairs of the said reporting entity as of the reporting period stated above, and of its income and deductions there from for the period ended, and have been completed in accordance with the NAIC Quarterly Statement Instructions and Accounting Practices and Procedures manual except to the extent that; (1) state law may differ, or, (2) that state rules or regulations require differences in reporting not related to accounting practices and procedures, according to the best of their information, knowledge and belief, respectively. Furthermore, the scope of this attestation by the described officers also includes the related corresponding electronic filing with the NAIC, when required, that is an exact copy (except for formatting differences due to electronic filing) of the enclosed statement. The electronic filing may be requested by various regulators in lieu of or in addition to the enclosed statement.

PETER MARTIN CARLSON
Executive Vice President and Chief Accounting Officer

TYLA LYNN REYNOLDS
Vice President and Secretary

Subscribed and sworn to before me this

14 day of July, 2016.

Yesenia Polanco
Notary for Carlson & Reynolds

YESENIA POLANCO
Notary Public - State of New York
No. 01PO629513
Qualified in New York County
My Commission Expires Jan. 06, 2018

- a. Is this an original filing? Yes [X] No []
b. If no,
1. State the amendment number
2. Date filed
3. Number of pages attached

ASSETS

	Current Statement Date			4
	1	2	3	December 31 Prior Year Net Admitted Assets
	Assets	Nonadmitted Assets	Net Admitted Assets (Cols. 1 - 2)	
1. Bonds.....	1,536,738,362		1,536,738,362	1,479,384,400
2. Stocks:				
2.1 Preferred stocks.....			0	
2.2 Common stocks.....			0	
3. Mortgage loans on real estate:				
3.1 First liens.....	104,948,588		104,948,588	121,258,948
3.2 Other than first liens.....			0	
4. Real estate:				
4.1 Properties occupied by the company (less \$.....0 encumbrances).....			0	
4.2 Properties held for the production of income (less \$.....0 encumbrances).....			0	
4.3 Properties held for sale (less \$.....0 encumbrances).....			0	
5. Cash (\$.....9,091,483), cash equivalents (\$.....3,997,886) and short-term investments (\$.....9,985,371).....	23,074,740		23,074,740	14,018,210
6. Contract loans (including \$.....0 premium notes).....	419,703,879		419,703,879	426,874,388
7. Derivatives.....	16,540,780		16,540,780	16,797,021
8. Other invested assets.....	64,068,131		64,068,131	57,244,537
9. Receivables for securities.....	2,262,272		2,262,272	131,302
10. Securities lending reinvested collateral assets.....			0	
11. Aggregate write-ins for invested assets.....	0	0	0	0
12. Subtotals, cash and invested assets (Lines 1 to 11).....	2,167,336,752	0	2,167,336,752	2,115,708,806
13. Title plants less \$.....0 charged off (for Title insurers only).....			0	
14. Investment income due and accrued.....	26,060,854		26,060,854	26,687,482
15. Premiums and considerations:				
15.1 Uncollected premiums and agents' balances in the course of collection.....	3,327,458	310,444	3,017,014	3,628,449
15.2 Deferred premiums, agents' balances and installments booked but deferred and not yet due (including \$.....0 earned but unbilled premiums).....	12,042,197		12,042,197	13,561,776
15.3 Accrued retrospective premiums (\$.....0) and contracts subject to redetermination (\$.....0).....			0	
16. Reinsurance:				
16.1 Amounts recoverable from reinsurers.....	34,613,844		34,613,844	20,674,793
16.2 Funds held by or deposited with reinsured companies.....			0	
16.3 Other amounts receivable under reinsurance contracts.....	5,857,213		5,857,213	4,612,095
17. Amounts receivable relating to uninsured plans.....			0	
18.1 Current federal and foreign income tax recoverable and interest thereon.....			0	
18.2 Net deferred tax asset.....	123,412,104	84,670,020	38,742,084	45,604,381
19. Guaranty funds receivable or on deposit.....	800,864		800,864	903,857
20. Electronic data processing equipment and software.....	1,787,886	1,787,886	0	
21. Furniture and equipment, including health care delivery assets (\$.....0).....	1,740,291	1,740,291	0	
22. Net adjustment in assets and liabilities due to foreign exchange rates.....			0	
23. Receivables from parent, subsidiaries and affiliates.....	23,269,295		23,269,295	21,521,811
24. Health care (\$.....0) and other amounts receivable.....	1,649	1,649	0	
25. Aggregate write-ins for other than invested assets.....	1,418,686	1,418,686	0	0
26. Total assets excluding Separate Accounts, Segregated Accounts and Protected Cell Accounts (Lines 12 through 25).....	2,401,669,093	89,928,976	2,311,740,117	2,252,903,450
27. From Separate Accounts, Segregated Accounts and Protected Cell Accounts.....	7,691,311,802		7,691,311,802	7,919,937,374
28. Total (Lines 26 and 27).....	10,092,980,895	89,928,976	10,003,051,919	10,172,840,824

DETAILS OF WRITE-INS

1101.....			0	
1102.....			0	
1103.....			0	
1198. Summary of remaining write-ins for Line 11 from overflow page.....	0	0	0	0
1199. Totals (Lines 1101 thru 1103 plus 1198) (Line 11 above).....	0	0	0	0
2501. Overfunding of pension plan.....	780,500	780,500	0	
2502. Miscellaneous.....	593,138	593,138	0	
2503. Leasehold improvements.....	45,048	45,048	0	
2598. Summary of remaining write-ins for Line 25 from overflow page.....	0	0	0	0
2599. Totals (Lines 2501 thru 2503 plus 2598) (Line 25 above).....	1,418,686	1,418,686	0	0

LIABILITIES, SURPLUS AND OTHER FUNDS

	1 Current Statement Date	2 December 31 Prior Year
1. Aggregate reserve for life contracts \$.....1,262,207,997 less \$.....0 included in Line 6.3 (including \$.....0 Modco Reserve).....	1,262,207,997	1,253,574,618
2. Aggregate reserve for accident and health contracts (including \$.....0 Modco Reserve).....	8,356,046	8,837,392
3. Liability for deposit-type contracts (including \$.....0 Modco Reserve).....	7,798,160	7,354,522
4. Contract claims:		
4.1 Life.....	13,753,889	21,638,302
4.2 Accident and health.....	80,838	67,088
5. Policyholders' dividends \$.....17,526 and coupons \$.....0 due and unpaid.....	17,526	22,066
6. Provision for policyholders' dividends and coupons payable in following calendar year - estimated amounts:		
6.1 Dividends apportioned for payment (including \$.....0 Modco).....	5,400,000	5,550,000
6.2 Dividends not yet apportioned (including \$.....0 Modco).....		
6.3 Coupons and similar benefits (including \$.....0 Modco).....		
7. Amount provisionally held for deferred dividend policies not included in Line 6.....		
8. Premiums and annuity considerations for life and accident and health contracts received in advance less \$.....0 discount; including \$.....104,506 accident and health premiums.....	570,515	570,299
9. Contract liabilities not included elsewhere:		
9.1 Surrender values on canceled contracts.....		
9.2 Provision for experience rating refunds, including the liability of \$.....0 accident and health experience rating refunds of which \$.....0 is for medical loss ratio rebate per the Public Health Service Act.....		
9.3 Other amounts payable on reinsurance, including \$.....0 assumed and \$.....25,576,298 ceded.....	25,576,298	17,730,724
9.4 Interest Maintenance Reserve.....	4,798,618	6,046,195
10. Commissions to agents due or accrued - life and annuity contracts \$.....183,293, accident and health \$.....0 and deposit-type contract funds \$.....0.....	183,293	195,791
11. Commissions and expense allowances payable on reinsurance assumed.....		
12. General expenses due or accrued.....	105,568	131,760
13. Transfers to Separate Accounts due or accrued (net) (including \$.....(43,498,812) accrued for expense allowances recognized in reserves, net of reinsured allowances).....	(43,994,216)	(54,242,756)
14. Taxes, licenses and fees due or accrued, excluding federal income taxes.....	1,003,901	1,558,035
15.1 Current federal and foreign income taxes, including \$.....(248,281) on realized capital gains (losses).....	16,463,190	25,732,916
15.2 Net deferred tax liability.....		
16. Unearned investment income.....	5,879	0
17. Amounts withheld or retained by company as agent or trustee.....	97,236,617	98,395,012
18. Amounts held for agents' account, including \$.....5,167 agents' credit balances.....	8,927,618	8,719,282
19. Remittances and items not allocated.....	1,648,660	3,302,467
20. Net adjustment in assets and liabilities due to foreign exchange rates.....		
21. Liability for benefits for employees and agents if not included above.....	64,897,486	64,901,817
22. Borrowed money \$.....0 and interest thereon \$.....0.....		
23. Dividends to stockholders declared and unpaid.....		
24. Miscellaneous liabilities:		
24.01 Asset valuation reserve.....	19,439,034	21,288,810
24.02 Reinsurance in unauthorized and certified (\$.....0) companies.....		
24.03 Funds held under reinsurance treaties with unauthorized and certified (\$.....0) reinsurers.....	78,578,897	77,822,049
24.04 Payable to parent, subsidiaries and affiliates.....	444,667	798,472
24.05 Drafts outstanding.....		
24.06 Liability for amounts held under uninsured plans.....		
24.07 Funds held under coinsurance.....		
24.08 Derivatives.....	60,549	91,827
24.09 Payable for securities.....	2,006,616	0
24.10 Payable for securities lending.....		
24.11 Capital notes \$.....0 and interest thereon \$.....0.....		
25. Aggregate write-ins for liabilities.....	61,000,033	50,900,613
26. Total liabilities excluding Separate Accounts business (Lines 1 to 25).....	1,636,567,679	1,620,987,301
27. From Separate Accounts statement.....	7,691,311,802	7,919,937,374
28. Total liabilities (Lines 26 and 27).....	9,327,879,481	9,540,924,675
29. Common capital stock.....	2,500,000	2,500,000
30. Preferred capital stock.....		
31. Aggregate write-ins for other-than-special surplus funds.....	0	0
32. Surplus notes.....		
33. Gross paid in and contributed surplus.....	334,272,848	334,272,848
34. Aggregate write-ins for special surplus funds.....	0	0
35. Unassigned funds (surplus).....	338,399,590	295,143,301
36. Less treasury stock, at cost:		
36.10.000 shares common (value included in Line 29 \$.....0).....		
36.20.000 shares preferred (value included in Line 30 \$.....0).....		
37. Surplus (Total Lines 31 + 32 + 33 + 34 + 35 - 36) (including \$.....0 in Separate Accounts Statement).....	672,672,438	629,416,149
38. Totals of Lines 29, 30 and 37.....	675,172,438	631,916,149
39. Totals of Lines 28 and 38 (Page 2, Line 28, Col. 3).....	10,003,051,919	10,172,840,824

DETAILS OF WRITE-INS

2501. Post retirement benefit liability.....	39,864,680	31,293,117
2502. Cash collateral on derivatives.....	16,255,328	15,210,844
2503. Miscellaneous.....	4,880,025	4,396,652
2598. Summary of remaining write-ins for Line 25 from overflow page.....	0	0
2599. Totals (Lines 2501 thru 2503 plus 2598) (Line 25 above).....	61,000,033	50,900,613
3101.		
3102.		
3103.		
3198. Summary of remaining write-ins for Line 31 from overflow page.....	0	0
3199. Totals (Lines 3101 thru 3103 plus 3198) (Line 31 above).....	0	0
3401.		
3402.		
3403.		
3498. Summary of remaining write-ins for Line 34 from overflow page.....	0	0
3499. Totals (Lines 3401 thru 3403 plus 3498) (Line 34 above).....	0	0

SUMMARY OF OPERATIONS

	1 Current Year to Date	2 Prior Year to Date	3 Prior Year Ended December 31
1. Premiums and annuity considerations for life and accident and health contracts.....	100,833,302	105,142,309	203,961,541
2. Considerations for supplementary contracts with life contingencies.....	5,920,414	3,229,725	5,043,269
3. Net investment income.....	53,671,527	55,390,075	110,795,736
4. Amortization of Interest Maintenance Reserve (IMR).....	483,788	523,601	1,048,115
5. Separate Accounts net gain from operations excluding unrealized gains or losses.....			
6. Commissions and expense allowances on reinsurance ceded.....	7,248,649	5,472,421	13,105,681
7. Reserve adjustments on reinsurance ceded.....	(210,056,647)	(301,328,384)	(538,633,077)
8. Miscellaneous Income:			
8.1 Income from fees associated with investment management, administration and contract guarantees from Separate Accounts.....	62,791,938	70,827,028	137,799,094
8.2 Charges and fees for deposit-type contracts.....	52,769	65,493	108,671
8.3 Aggregate write-ins for miscellaneous income.....	21,340,104	29,558,042	55,132,128
9. Totals (Lines 1 to 8.3).....	42,285,844	(31,119,690)	(11,638,842)
10. Death benefits.....	77,600,260	70,348,611	130,978,888
11. Matured endowments (excluding guaranteed annual pure endowments).....	7,818	0	0
12. Annuity benefits.....	7,884,234	7,669,581	14,613,743
13. Disability benefits and benefits under accident and health contracts.....	1,341,243	2,173,879	3,870,990
14. Coupons, guaranteed annual pure endowments and similar benefits.....			
15. Surrender benefits and withdrawals for life contracts.....	151,253,120	164,226,023	319,769,905
16. Group conversions.....			
17. Interest and adjustments on contract or deposit-type contract funds.....	924,336	476,540	1,022,622
18. Payments on supplementary contracts with life contingencies.....	2,454,814	2,364,061	4,933,013
19. Increase in aggregate reserves for life and accident and health contracts.....	8,152,033	(709,832)	(2,515,669)
20. Totals (Lines 10 to 19).....	249,617,858	246,548,863	472,673,492
21. Commissions on premiums, annuity considerations and deposit-type contract funds (direct business only).....	3,846,691	3,748,474	4,580,095
22. Commissions and expense allowances on reinsurance assumed.....			
23. General insurance expenses.....	45,625,734	25,883,697	43,157,831
24. Insurance taxes, licenses and fees, excluding federal income taxes.....	2,381,697	3,329,814	6,187,753
25. Increase in loading on deferred and uncollected premiums.....	(19,670)	593,974	346,922
26. Net transfers to or (from) Separate Accounts net of reinsurance.....	(328,867,667)	(412,209,329)	(750,405,039)
27. Aggregate write-ins for deductions.....	6,430,900	2,053,163	3,667,917
28. Totals (Lines 20 to 27).....	(20,984,457)	(130,051,344)	(219,791,029)
29. Net gain from operations before dividends to policyholders and federal income taxes (Line 9 minus Line 28).....	63,270,301	98,931,654	208,152,187
30. Dividends to policyholders.....	2,239,659	1,909,646	4,807,539
31. Net gain from operations after dividends to policyholders and before federal income taxes (Line 29 minus Line 30).....	61,030,642	97,022,008	203,344,648
32. Federal and foreign income taxes incurred (excluding tax on capital gains).....	20,885,507	21,005,624	46,816,403
33. Net gain from operations after dividends to policyholders and federal income taxes and before realized capital gains or (losses) (Line 31 minus Line 32).....	40,145,135	76,016,384	156,528,245
34. Net realized capital gains (losses) (excluding gains (losses) transferred to the IMR) less capital gains tax of \$.....256,038 (excluding taxes of \$.....(411,270) transferred to the IMR).....	10,501	282,893	273,462
35. Net income (Line 33 plus Line 34).....	40,155,636	76,299,277	156,801,707
CAPITAL AND SURPLUS ACCOUNT			
36. Capital and surplus, December 31, prior year.....	631,916,149	675,237,527	675,237,527
37. Net income (Line 35).....	40,155,636	76,299,277	156,801,707
38. Change in net unrealized capital gains (losses) less capital gains tax of \$.....(290,359).....	(514,405)	(521,631)	107,655
39. Change in net unrealized foreign exchange capital gain (loss).....	(24,831)	219,790	184,637
40. Change in net deferred income tax.....	5,284,449	(7,905,319)	(16,656,141)
41. Change in nonadmitted assets.....	(6,994,200)	10,090,238	21,990,207
42. Change in liability for reinsurance in unauthorized and certified companies.....			
43. Change in reserve on account of change in valuation basis, (increase) or decrease.....	0	0	0
44. Change in asset valuation reserve.....	1,849,776	451,394	554,988
45. Change in treasury stock.....			
46. Surplus (contributed to) withdrawn from Separate Accounts during period.....			
47. Other changes in surplus in Separate Accounts Statement.....			
48. Change in surplus notes.....			
49. Cumulative effect of changes in accounting principles.....			
50. Capital changes:			
50.1 Paid in.....			
50.2 Transferred from surplus (Stock Dividend).....			
50.3 Transferred to surplus.....			
51. Surplus adjustment:			
51.1 Paid in.....	0	0	0
51.2 Transferred to capital (Stock Dividend).....			
51.3 Transferred from capital.....			
51.4 Change in surplus as a result of reinsurance.....	(668,586)	(668,586)	(1,337,172)
52. Dividends to stockholders.....	0	0	(199,000,000)
53. Aggregate write-ins for gains and losses in surplus.....	4,168,450	(242,450)	(5,967,259)
54. Net change in capital and surplus (Lines 37 through 53).....	43,256,289	77,722,713	(43,321,378)
55. Capital and surplus as of statement date (Lines 36 + 54).....	675,172,438	752,960,240	631,916,149

DETAILS OF WRITE-INS

08.301. Management and service fee income.....	18,648,079	23,474,492	46,443,427
08.302. Miscellaneous.....	1,469,823	3,624,233	4,918,953
08.303. Income from cross selling agreements.....	1,222,202	2,459,317	3,769,748
08.398. Summary of remaining write-ins for Line 8.3 from overflow page.....	0	0	0
08.399. Totals (Lines 08.301 thru 08.303 plus 08.398) (Line 8.3 above).....	21,340,104	29,558,042	55,132,128
2701. Interest credited to reinsurer.....	6,430,900	2,053,163	3,667,917
2702.			
2703.			
2798. Summary of remaining write-ins for Line 27 from overflow page.....	0	0	0
2799. Totals (Lines 2701 thru 2703 plus 2798) (Line 27 above).....	6,430,900	2,053,163	3,667,917
5301. Benefit plans curtailment impact.....	4,179,500	0	0
5302. Transition amortization of unfunded pension liability.....	(263,250)	(639,600)	(1,279,200)
5303. Amortization of pension and postretirement unrecognized items.....	252,200	397,150	794,300
5398. Summary of remaining write-ins for Line 53 from overflow page.....	0	0	(5,482,359)
5399. Totals (Lines 5301 thru 5303 plus 5398) (Line 53 above).....	4,168,450	(242,450)	(5,967,259)

CASH FLOW

	1 Current Year to Date	2 Prior Year To Date	3 Prior Year Ended December 31
CASH FROM OPERATIONS			
1. Premiums collected net of reinsurance.....	110,559,825	114,152,220	216,224,700
2. Net investment income.....	53,112,936	54,366,887	106,247,965
3. Miscellaneous income.....	90,240,273	106,891,372	207,922,447
4. Total (Lines 1 through 3).....	253,913,034	275,410,479	530,395,112
5. Benefit and loss related payments.....	467,223,011	549,495,387	1,014,101,603
6. Net transfers to Separate Accounts, Segregated Accounts and Protected Cell Accounts.....	(339,116,207)	(425,685,165)	(776,909,189)
7. Commissions, expenses paid and aggregate write-ins for deductions.....	60,488,323	40,808,434	64,637,554
8. Dividends paid to policyholders.....	2,394,199	2,376,632	5,278,474
9. Federal and foreign income taxes paid (recovered) net of \$.....0 tax on capital gains (losses).....	30,000,000	68,004,231	58,423,177
10. Total (Lines 5 through 9).....	220,989,326	234,999,519	365,531,619
11. Net cash from operations (Line 4 minus Line 10).....	32,923,708	40,410,960	164,863,493
CASH FROM INVESTMENTS			
12. Proceeds from investments sold, matured or repaid:			
12.1 Bonds.....	174,537,561	200,791,901	548,646,050
12.2 Stocks.....			
12.3 Mortgage loans.....	16,319,041	3,012,960	22,431,168
12.4 Real estate.....			
12.5 Other invested assets.....	3,690,248	59,872,588	70,372,226
12.6 Net gains or (losses) on cash, cash equivalents and short-term investments.....	(270,077)	3,417	45,098
12.7 Miscellaneous proceeds.....	2,020,808	3,156,866	5,662,185
12.8 Total investment proceeds (Lines 12.1 to 12.7).....	196,297,581	266,837,732	647,156,727
13. Cost of investments acquired (long-term only):			
13.1 Bonds.....	231,538,332	254,825,904	509,662,678
13.2 Stocks.....			
13.3 Mortgage loans.....	0	0	10,500,000
13.4 Real estate.....			
13.5 Other invested assets.....	11,329,344	28,052,591	41,494,659
13.6 Miscellaneous applications.....	692,547	48,667,225	55,640,928
13.7 Total investments acquired (Lines 13.1 to 13.6).....	243,560,223	331,545,720	617,298,265
14. Net increase or (decrease) in contract loans and premium notes.....	(7,170,509)	2,035,810	4,953,944
15. Net cash from investments (Line 12.8 minus Line 13.7 and Line 14).....	(40,092,133)	(66,743,798)	24,904,518
CASH FROM FINANCING AND MISCELLANEOUS SOURCES			
16. Cash provided (applied):			
16.1 Surplus notes, capital notes.....			
16.2 Capital and paid in surplus, less treasury stock.....			
16.3 Borrowed funds.....			
16.4 Net deposits on deposit-type contracts and other insurance liabilities.....	443,638	726,153	911,878
16.5 Dividends to stockholders.....	0	0	199,000,000
16.6 Other cash provided (applied).....	15,781,317	32,712,713	14,639,270
17. Net cash from financing and miscellaneous sources (Lines 16.1 through 16.4 minus Line 16.5 plus Line 16.6).....	16,224,955	33,438,866	(183,448,852)
RECONCILIATION OF CASH, CASH EQUIVALENTS AND SHORT-TERM INVESTMENTS			
18. Net change in cash, cash equivalents and short-term investments (Line 11 plus Line 15 plus Line 17).....	9,056,530	7,106,028	6,319,159
19. Cash, cash equivalents and short-term investments:			
19.1 Beginning of year.....	14,018,210	7,699,051	7,699,051
19.2 End of period (Line 18 plus Line 19.1).....	23,074,740	14,805,079	14,018,210
Note: Supplemental disclosures of cash flow information for non-cash transactions:			
20.0001 Security exchange.....	22,225,603	6,294,009	39,980,821
20.0002 Capitalized interest on bonds.....	201,553	203,830	401,891
20.0003 Tax on prior period adjustment.....	0	0	110,110

EXHIBIT 1

DIRECT PREMIUMS AND DEPOSIT-TYPE CONTRACTS

	1 Current Year To Date	2 Prior Year To Date	3 Prior Year Ended December 31
1. Industrial life.....			
2. Ordinary life insurance.....	112,013,172	119,613,253	234,950,895
3. Ordinary individual annuities.....	31,134,915	31,745,286	59,008,807
4. Credit life (group and individual).....			
5. Group life insurance.....			
6. Group annuities.....	279,799	228,333	486,176
7. A&H - group.....			
8. A&H - credit (group and individual).....			
9. A&H - other.....	3,789,227	4,007,997	7,750,722
10. Aggregate of all other lines of business.....	0	0	0
11. Subtotal.....	147,217,113	155,594,869	302,196,600
12. Deposit-type contracts.....			
13. Total.....	147,217,113	155,594,869	302,196,600

DETAILS OF WRITE-INS

1001.			
1002.			
1003.			
1098. Summary of remaining write-ins for Line 10 from overflow page.....	0	0	0
1099. Total (Lines 1001 thru 1003 plus 1098) (Line 10 above).....	0	0	0

NOTES TO THE FINANCIAL STATEMENTS**1. Summary of Significant Accounting Policies****A. Accounting Practices**

New England Life Insurance Company (the “Company”) presents the accompanying financial statements on the basis of accounting practices prescribed or permitted (“MA SAP”) by the Commonwealth of Massachusetts (“Massachusetts”) Division of Insurance (the “Division”).

The Division recognizes only the statutory accounting practices prescribed or permitted by Massachusetts in determining and reporting the financial condition and results of operations of an insurance company, in determining its solvency under the Massachusetts Insurance Law. In 2001, the National Association of Insurance Commissioners (“NAIC”) *Accounting Practices and Procedures Manual* (“NAIC SAP”) was adopted as a component of MA SAP.

Massachusetts has adopted certain prescribed accounting practices that differ from those found in NAIC SAP, none of which affect the financial statements of the Company. A reconciliation of the Company’s net income and capital and surplus between MA SAP and NAIC SAP is as follows:

	State of Domicile	For the Six Months Ended June 30, 2016	For the Year Ended December 31, 2015
Net income, MA SAP	MA	\$ 40,155,636	\$ 156,801,707
State prescribed practices: NONE	MA	—	—
State permitted practices: NONE	MA	—	—
Net income, NAIC SAP	MA	<u>\$ 40,155,636</u>	<u>\$ 156,801,707</u>
		June 30, 2016	December 31, 2015
Statutory capital and surplus, MA SAP	MA	\$ 675,172,438	\$ 631,916,149
State prescribed practices: NONE	MA	—	—
State permitted practices: NONE	MA	—	—
Statutory capital and surplus, NAIC SAP	MA	<u>\$ 675,172,438</u>	<u>\$ 631,916,149</u>

B. No significant change.**C. Accounting Policy**

(1-5) No significant change.

(6) Mortgage-backed bonds, included in bonds, are generally stated at amortized cost using the scientific method unless they have a NAIC rating designation of 6, which are stated at the lower of amortized cost or fair value. Amortization of the discount or premium from the purchase of these securities considers the estimated timing and amount of prepayments of the underlying mortgage loans. Actual prepayment experience is periodically reviewed and effective yields are recalculated when differences arise between the prepayments originally anticipated and the actual prepayments received and currently anticipated. For credit-sensitive mortgage-backed and asset-backed bonds and certain prepayment-sensitive bonds (e.g., interest-only securities), the effective yield is recalculated on a prospective basis. For all other mortgage-backed and asset-backed bonds, the effective yield is recalculated on a retrospective basis.

For certain residential mortgage-backed securities (“RMBS”) and commercial mortgage-backed securities (“CMBS”), both an initial and final NAIC designation is determined on a security-by-security basis based on a range of values published by the NAIC. The initial designation is used to determine the carrying value of the RMBS or CMBS. RMBS and CMBS with initial designations of 1 to 5 are stated at amortized cost, while RMBS and CMBS with initial designations of 6 are stated at the lower of amortized cost or fair value. The final designation calculation compares this carrying value with a range of values, resulting in a final NAIC designation reported herein, which is used for all other accounting and reporting purposes.

For loan-backed securities, including asset-backed securities (“ABS”), which are not modeled, the NAIC relies on the second lowest NAIC Credit Rating Provider (“CRP”) rating to determine the initial NAIC designation. The second lowest CRP rating is used to determine the carrying value of the security, which is based on the NAIC’s estimate of expected losses, using an NAIC published formula. The carrying value of the security determines its final NAIC designation, which is used for reporting in the Annual Statement and in risk-based capital (“RBC”) calculations. This revised methodology does not apply to NAIC 1 and NAIC 6 securities which are rated at the second lowest CRP designation.

(7-13) No significant change.

2. Accounting Changes and Corrections of Errors

No significant change.

3. Business Combinations and Goodwill

No significant change.

NOTES TO THE FINANCIAL STATEMENTS**4. Discontinued Operations**

No significant change.

5. Investments**A. Mortgage Loans, including Mezzanine Real Estate Loans**

(1-3) No significant change.

(4) The Company's age analysis of mortgage loans, aggregated by type, was as follows:

	Farm	Residential		Commercial		Mezzanine	Total
		Insured	All Other	Insured	All Other		
a. June 30, 2016							
1. Recorded Investment (All)							
(a) Current	\$ 57,308,625	\$ —	\$ —	\$ —	\$ 47,639,963	\$ —	\$ 104,948,588
(b) 30-59 days past due	\$ —	\$ —	\$ —	\$ —	\$ —	\$ —	\$ —
(c) 60-89 days past due	\$ —	\$ —	\$ —	\$ —	\$ —	\$ —	\$ —
(d) 90-179 days past due	\$ —	\$ —	\$ —	\$ —	\$ —	\$ —	\$ —
(e) 180+ days past due	\$ —	\$ —	\$ —	\$ —	\$ —	\$ —	\$ —
2. Accruing Interest 90-179 Days Past Due							
(a) Recorded investment	\$ —	\$ —	\$ —	\$ —	\$ —	\$ —	\$ —
(b) Interest accrued	\$ —	\$ —	\$ —	\$ —	\$ —	\$ —	\$ —
3. Accruing Interest 180+ Days Past Due							
(a) Recorded investment	\$ —	\$ —	\$ —	\$ —	\$ —	\$ —	\$ —
(b) Interest accrued	\$ —	\$ —	\$ —	\$ —	\$ —	\$ —	\$ —
4. Interest Reduced							
(a) Recorded investment	\$ —	\$ —	\$ —	\$ —	\$ —	\$ —	\$ —
(b) Number of loans	—	—	—	—	—	—	—
(c) Percent reduced	—%	—%	—%	—%	—%	—%	—%
b. December 31, 2015							
1. Recorded Investment							
(a) Current	\$ 58,619,729	\$ —	\$ —	\$ —	\$ 62,639,219	\$ —	\$ 121,258,948
(b) 30-59 days past due	\$ —	\$ —	\$ —	\$ —	\$ —	\$ —	\$ —
(c) 60-89 days past due	\$ —	\$ —	\$ —	\$ —	\$ —	\$ —	\$ —
(d) 90-179 days past due	\$ —	\$ —	\$ —	\$ —	\$ —	\$ —	\$ —
(e) 180+ days past due	\$ —	\$ —	\$ —	\$ —	\$ —	\$ —	\$ —
2. Accruing Interest 90-179 Days Past Due							
(a) Recorded investment	\$ —	\$ —	\$ —	\$ —	\$ —	\$ —	\$ —
(b) Interest accrued	\$ —	\$ —	\$ —	\$ —	\$ —	\$ —	\$ —
3. Accruing Interest 180+ Days Past Due							
(a) Recorded investment	\$ —	\$ —	\$ —	\$ —	\$ —	\$ —	\$ —
(b) Interest Accrued	\$ —	\$ —	\$ —	\$ —	\$ —	\$ —	\$ —
4. Interest Reduced							
(a) Recorded investment	\$ —	\$ —	\$ —	\$ —	\$ —	\$ —	\$ —
(b) Number of loans	—	—	—	—	—	—	—
(c) Percent reduced	—%	—%	—%	—%	—%	—%	—%

(5-9) No significant change.

B-C. No significant change.

D. Loan-backed Securities

(1) Prepayment assumptions were obtained from published broker dealer values and internal estimates.

(2) a. The Company did not recognize any other-than-temporary impairments ("OTTI") on the basis of the intent to sell during the six months ended June 30, 2016.

b. The Company did not recognize any OTTI on the basis of the inability or lack of intent to retain the investment in the security for a period of time sufficient to recover the amortized cost basis during the six months ended June 30, 2016.

c. Impairments where the present value of cash flows expected to be collected is less than the amortized cost basis of the security are shown in Note 5D(3).

NOTES TO THE FINANCIAL STATEMENTS

(3) As of June 30, 2016, the Company has not recognized any OTTI on its loan-backed securities based on cash flow analysis.

(4) At June 30, 2016, the estimated fair value and gross unrealized losses for loan-backed securities, aggregated by length of time the securities have been in a continuous loss position were as follows:

a. The aggregate amount of unrealized losses:		
1. Less than 12 Months	\$	184,056
2. 12 Months or Longer	\$	203,338
b. The aggregate related fair value of securities with unrealized losses:		
1. Less than 12 Months	\$	17,966,728
2. 12 Months or Longer	\$	14,458,692

(5) The Company performs a regular evaluation, on a security-by-security basis, of its securities holdings in accordance with its OTTI policy in order to evaluate whether such investments are other than temporarily impaired. Management considers a wide range of factors about the security issuer and uses its best judgment in evaluating the cause of the decline in the estimated fair value of the security and in assessing the prospects for near-term recovery. Factors considered include fundamentals of the industry and geographic area in which the security issuer operates, as well as overall macroeconomic conditions. Projected future cash flows are estimated using assumptions derived from management's best estimates of likely scenario-based outcomes after giving consideration to a variety of variables that include, but are not limited to: (i) general payment terms of the security; (ii) the likelihood that the issuer can service the scheduled interest and principal payments; (iii) the quality and amount of any credit enhancements; (iv) the security's position within the capital structure of the issuer; (v) possible corporate restructurings or asset sales by the issuer; and (vi) changes to the rating of the security or the issuer by rating agencies. Additional considerations are made when assessing the unique features that apply to certain loan-backed securities including, but are not limited to: (i) the quality of underlying collateral; (ii) expected prepayment speeds; (iii) current and forecasted loss severity; (iv) consideration of the payment terms of the underlying assets backing the security; and (v) the payment priority within the tranche structure of the security. For loan-backed securities in an unrealized loss position as summarized in the immediately preceding table, the Company does not have the intent to sell the securities, believes it has the intent and ability to retain the security for a period of time sufficient to recover the carrying value of the security and based on the cash flow modeling and other considerations as described above, believes these securities are not other than temporarily impaired.

E. Repurchase Agreements and/or Securities Lending Transactions

(1) No significant change.

(2) The Company did not have any pledged assets as collateral for repurchase agreements, securities lending transactions or dollar repurchase agreements as of June 30, 2016.

(3) The Company did not receive any collateral as of June 30, 2016.

(4-7) No significant change.

F-H. No significant change.

I. Working Capital Finance Investments

The Company had no working capital finance investments during the six months ended June 30, 2016.

J. Offsetting and Netting of Assets and Liabilities

The Company had no assets and liabilities which are offset and reported net in accordance with a valid right to offset.

NOTES TO THE FINANCIAL STATEMENTS**K. Structured Notes**

A structured note is a direct debt issuance by a corporation, municipality, or government entity, ranking pari-passu with the issuer's other debt issuances of equal seniority where either: 1) the coupon and/or principal payments are linked, in whole or in part, to prices or payment streams from an index or indices, or assets deriving their value from other than the issuer's credit quality, or 2) the coupon and/or principal payments are leveraged by a formula that is different from either a fixed coupon, or a non-leveraged floating rate coupon linked to an interest rate index, including but not limited to London Interbank Offered Rate or the prime rate. Information regarding structured notes as of June 30, 2016 was as follows:

CUSIP Identification	Actual Cost	Fair Value	Book/Adjusted Carrying Value	Mortgage-Referenced Security (YES/NO)
03938LAQ7	\$ 1,000,000	\$ 1,042,500	\$ 1,000,000	NO
03938LAU8	2,102,500	2,042,500	2,065,618	NO
044209AF1	294,750	297,000	295,784	NO
539830AW9	2,696,493	3,759,345	2,713,596	NO
761735AD1	600,000	621,000	600,000	NO
761735AF6	300,000	312,750	300,000	NO
Total	\$ 6,993,743	\$ 8,075,095	\$ 6,974,998	

6. Joint Ventures, Partnerships and Limited Liability Companies

No significant change.

7. Investment Income

No significant change.

8. Derivative Instruments

As of June 30, 2016, there were no significant changes in the Company's derivative policy or investments other than those described below.

Credit Risk

The Company enters into various collateral arrangements, which may require both the pledging and accepting of collateral in connection with its derivatives.

The table below summarizes the collateral pledged in connection with its over-the-counter ("OTC") derivatives at:

	Securities ⁽¹⁾	
	June 30, 2016	December 31, 2015
Initial Margin:		
OTC-cleared	\$ 1,074,566	\$ 1,075,506

⁽¹⁾ Securities pledged as collateral are reported in bonds. Subject to certain constraints, the counterparties are permitted by contract to sell or repledge this collateral.

The table below summarizes the collateral received in connection with its OTC derivatives at:

	Cash ⁽¹⁾		Securities ⁽²⁾		Total	
	June 30, 2016	December 31, 2015	June 30, 2016	December 31, 2015	June 30, 2016	December 31, 2015
Variation Margin:						
OTC-bilateral	\$ 16,050,000	\$ 14,950,000	\$ 3,953,021	\$ 1,110,853	\$ 20,003,021	\$ 16,060,853
OTC-cleared	205,328	260,844	—	—	205,328	260,844
Total OTC	\$ 16,255,328	\$ 15,210,844	\$ 3,953,021	\$ 1,110,853	\$ 20,208,349	\$ 16,321,697

⁽¹⁾ Cash collateral received is reported in cash, cash equivalents and short-term investments and the obligation to return the collateral is reported in aggregate write-ins for liabilities as cash collateral on derivatives.

⁽²⁾ Securities collateral received is held in separate custodial accounts and is not reflected in the financial statements. These amounts are also reported in Note 16 because the securities are held off-balance sheet.

NOTES TO THE FINANCIAL STATEMENTS**9. Income Taxes**

A. The components of net deferred tax assets (“DTA”) and deferred tax liabilities (“DTL”) consisted of the following:

	June 30, 2016		
	Ordinary	Capital	Total
Gross DTA	\$ 129,778,323	—	\$ 129,778,323
Statutory valuation allowance adjustments		—	—
Adjusted gross DTA	129,778,323	—	129,778,323
DTA nonadmitted	(84,670,020)	—	(84,670,020)
Subtotal net admitted DTA	45,108,303	—	45,108,303
DTL	(6,366,219)	—	(6,366,219)
Net admitted DTA/(Net DTL)	<u>\$ 38,742,084</u>	<u>\$ —</u>	<u>\$ 38,742,084</u>
	December 31, 2015		
	Ordinary	Capital	Total
Gross DTA	\$ 132,565,414	4,551	\$ 132,569,965
Statutory valuation allowance adjustments	—	—	—
Adjusted gross DTA	132,565,414	4,551	132,569,965
DTA nonadmitted	(74,472,914)	(4,551)	(74,477,465)
Subtotal net admitted DTA	58,092,500	—	58,092,500
DTL	(12,488,119)	—	(12,488,119)
Net admitted DTA/(Net DTL)	<u>\$ 45,604,381</u>	<u>\$ —</u>	<u>\$ 45,604,381</u>
	Change		
	Ordinary	Capital	Total
Gross DTA	\$ (2,787,091)	(4,551)	\$ (2,791,642)
Statutory valuation allowance adjustments	—	—	—
Adjusted gross DTA	(2,787,091)	(4,551)	(2,791,642)
DTA nonadmitted	(10,197,106)	4,551	(10,192,555)
Subtotal net admitted DTA	(12,984,197)	—	(12,984,197)
DTL	6,121,900	—	6,121,900
Net admitted DTA/(Net DTL)	<u>\$ (6,862,297)</u>	<u>\$ —</u>	<u>\$ (6,862,297)</u>

Admission calculation components – SSAP No. 101, *Income Taxes*, (“SSAP 101”):

	June 30, 2016		
	Ordinary	Capital	Total
Federal income taxes paid in prior years recoverable through loss carrybacks	\$ 5,664,000	\$ —	\$ 5,664,000
Adjusted gross DTA expected to be realized (excluding the amount of DTA from above) after application of the threshold limitation (the lesser of 1 and 2 below)	33,078,084	—	33,078,084
1. Adjusted gross DTA expected to be realized following the balance sheet date	33,078,084	—	33,078,084
2. Adjusted gross DTA allowed per limitation threshold	XXX	XXX	95,464,553
Adjusted gross DTA (excluding the amount of DTA from above) offset by gross DTL	6,366,219	—	6,366,219
DTA admitted as the result of application of SSAP 101 total	<u>\$ 45,108,303</u>	<u>\$ —</u>	<u>\$ 45,108,303</u>

NOTES TO THE FINANCIAL STATEMENTS

	December 31, 2015		
	Ordinary	Capital	Total
Federal income taxes paid in prior years recoverable through loss carrybacks	\$ 5,664,000	\$ —	\$ 5,664,000
Adjusted gross DTA expected to be realized (excluding the amount of DTA from above) after application of the threshold limitation (the lesser of 1 and 2 below)	39,940,381	—	39,940,381
1. Adjusted gross DTA expected to be realized following the balance sheet date	39,940,381	—	39,940,381
2. Adjusted gross DTA allowed per limitation threshold	XXX	XXX	87,946,765
Adjusted gross DTA (excluding the amount of DTA from above) offset by gross DTL	12,488,119	—	12,488,119
DTA admitted as the result of application of SSAP 101 total	<u>\$ 58,092,500</u>	<u>\$ —</u>	<u>\$ 58,092,500</u>

	Change		
	Ordinary	Capital	Total
Federal income taxes paid in prior years recoverable through loss carrybacks	\$ —	\$ —	\$ —
Adjusted gross DTA expected to be realized (excluding the amount of DTA from above) after application of the threshold limitation (the lesser of 1 and 2 below)	(6,862,297)	—	(6,862,297)
1. Adjusted gross DTA expected to be realized following the balance sheet date	(6,862,297)	—	(6,862,297)
2. Adjusted gross DTA allowed per limitation threshold	XXX	XXX	7,517,788
Adjusted gross DTA (excluding the amount of DTA from above) offset by gross DTL	(6,121,900)	—	(6,121,900)
DTA admitted as the result of application of SSAP 101 total	<u>\$ (12,984,197)</u>	<u>\$ —</u>	<u>\$ (12,984,197)</u>

	June 30, 2016	December 31, 2015
RBC percentage used to determine recovery period and threshold limitation amount	3,387%	3,140%
Amount of total adjusted capital used to determine recovery period and threshold limitation	\$ 658,569,388	\$ 610,373,896

Management believes the Company will be able to utilize the DTA in the future without any tax planning strategies.

Do the Company's tax planning strategies include the use of reinsurance? No

B. No significant change.

C. Current income taxes incurred consisted of the following major components:

	June 30, 2016	December 31, 2015
Federal	\$ 20,885,507	\$ 46,812,172
Foreign	—	4,231
Subtotal	20,885,507	46,816,403
Federal income tax on net capital gains/(losses)	(155,232)	218,488
Federal and foreign income taxes incurred	<u>\$ 20,730,275</u>	<u>\$ 47,034,891</u>

NOTES TO THE FINANCIAL STATEMENTS

The changes in the main components of deferred income tax amounts were as follows:

	<u>June 30, 2016</u>	<u>December 31, 2015</u>	<u>Change</u>
DTA:			
Ordinary:			
Discounting of unpaid losses	\$ —	\$ —	\$ —
Unearned premium reserve	—	—	—
Policyholder reserves	14,283,034	15,275,272	(992,238)
Investments	—	—	—
Deferred acquisition costs	26,989,303	30,403,697	(3,414,394)
Policyholder dividends accrual	—	—	—
Fixed assets	—	—	—
Compensation and benefits accrual	—	—	—
Pension accrual	—	—	—
Receivables - nonadmitted	—	—	—
Net operating loss carry forward	—	—	—
Tax credit carry forwards	11,114,246	11,760,981	(646,735)
Other (including items <5% of total ordinary tax assets)	11,348,573	9,594,908	1,753,665
Ceding commissions	13,260,290	13,494,295	(234,005)
Employee benefits	50,942,243	49,076,203	1,866,040
Nonadmitted assets	1,840,634	2,960,058	(1,119,424)
Subtotal	<u>129,778,323</u>	<u>132,565,414</u>	<u>(2,787,091)</u>
Statutory valuation allowance adjustment	—	—	—
Nonadmitted	<u>(84,670,020)</u>	<u>(74,472,914)</u>	<u>(10,197,106)</u>
Admitted ordinary DTA	<u>45,108,303</u>	<u>58,092,500</u>	<u>(12,984,197)</u>
Capital:			
Investments	—	4,551	(4,551)
Net capital loss carryforward	—	—	—
Real estate	—	—	—
Other (including items <5% of total ordinary tax assets)	—	—	—
Subtotal	<u>—</u>	<u>4,551</u>	<u>(4,551)</u>
Statutory valuation allowance adjustment	—	—	—
Nonadmitted	<u>—</u>	<u>(4,551)</u>	<u>4,551</u>
Admitted capital DTA	<u>—</u>	<u>—</u>	<u>—</u>
Admitted DTA	<u>\$ 45,108,303</u>	<u>\$ 58,092,500</u>	<u>\$ (12,984,197)</u>
DTL:			
Ordinary:			
Investments	\$ (6,366,219)	\$ (12,488,119)	\$ 6,121,900
Fixed assets	—	—	—
Deferred and uncollected premiums	—	—	—
Policyholder reserves	—	—	—
Other (including items <5% of total ordinary tax liabilities)	—	—	—
Subtotal	<u>(6,366,219)</u>	<u>(12,488,119)</u>	<u>6,121,900</u>
Capital:			
Investments	—	—	—
Real estate	—	—	—
Other (including items <5% of total ordinary tax liabilities)	—	—	—
Subtotal	<u>—</u>	<u>—</u>	<u>—</u>
DTL	<u>\$ (6,366,219)</u>	<u>\$ (12,488,119)</u>	<u>\$ 6,121,900</u>
Net DTA/ (DTL)	<u>\$ 38,742,084</u>	<u>\$ 45,604,381</u>	<u>\$ (6,862,297)</u>
			10,192,555
			(290,359)
			2,244,550
			<u>\$ 5,284,449</u>

NOTES TO THE FINANCIAL STATEMENTS

- D. The provision for Federal and foreign income taxes incurred is different from that which would be obtained by applying the statutory Federal income tax rate to net gain (loss) from operations after dividends to policyholders and before Federal income tax. The significant items causing the difference were as follows:

	<u>June 30, 2016</u>
Net gain (loss) from operations after dividends to policyholders and before Federal income tax @ 35%	\$ 21,360,724
Net realized capital gains (losses) @ 35%	(317,982)
Tax effect of:	
Change in nonadmitted assets	1,119,424
Prior years adjustments and accruals	82,523
Interest maintenance reserve	(169,326)
Meals and entertainment	1,872
Tax exempt income	(18,165)
Tax credits	(413,615)
Separate Account dividend received deduction	(6,053,529)
Other	(308,850)
Nondeductible expenses	162,750
Total statutory income taxes (benefit)	<u>\$ 15,445,826</u>
Federal and foreign income taxes incurred including tax on realized capital gains	\$ 20,730,275
Change in net DTA	(5,284,449)
Total statutory income taxes (benefit)	<u>\$ 15,445,826</u>

E-G. No significant change.

10. Information Concerning Parents, Subsidiaries, Affiliates and Other Related Parties

A-C. No significant change.

- D. The Company had \$23,269,295 receivable and \$444,667 payable with affiliates as of June 30, 2016. The Company had \$21,521,811 receivable and \$798,472 payable with affiliates as of December 31, 2015. Amounts receivable and payable are expected to be settled within 90 days.

E-N. No significant change.

11. Debt

A. No significant change.

B. The Company has not issued any debt to the Federal Home Loan Bank.

12. Retirement Plans, Deferred Compensation, Postemployment Benefits and Compensated Absences and Other Postretirement Benefit Plans

A. (1-3) No significant change.

(4) Components of net periodic benefit cost:

	<u>Pension Benefits</u>		<u>Postretirement Benefits</u>	
	<u>June 30, 2016</u>	<u>December 31, 2015</u>	<u>June 30, 2016</u>	<u>December 31, 2015</u>
Service cost	\$ 105,000	\$ 209,000	\$ 18,000	\$ 219,000
Interest cost	4,741,000	9,021,000	802,000	1,419,000
Expected return on plan assets	(4,182,500)	(8,778,000)	—	—
Transition asset or obligation	—	—	—	—
Gains and losses	(69,500)	(428,000)	177,200	461,000
Prior service cost or credit	—	—	243,000	1,683,000
Gain or loss recognized due to a settlement or curtailment	—	—	15,349,000	—
Total net periodic benefit cost	<u>\$ 733,000</u>	<u>\$ 880,000</u>	<u>\$ 16,234,800</u>	<u>\$ 2,860,000</u>

(5-21) No significant change.

B-I. No significant change.

13. Capital Surplus, Shareholder's Dividend Restrictions and Quasi Reorganizations

No significant change.

NOTES TO THE FINANCIAL STATEMENTS**14. Liabilities, Contingencies and Assessments**

A. No significant change.

B. Assessments

As of June 30, 2016, the Company had a \$500,000 liability for retrospective premium-based guaranty fund assessments and a \$800,864 asset for the related premium tax offset. As of June 30, 2015, the Company had a \$500,000 liability for retrospective premium-based guaranty fund assessments and an \$903,857 asset for the related premium tax offset. The periods over which the guaranty fund assessments are expected to be paid and the related premium tax offsets are expected to be realized are unknown at this time.

The change in the guaranty asset balance summarized below reflects 2016 premium tax offsets used and revised estimated premium tax offsets for accrued liabilities.

Assets Recognized from Paid and Accrued Premium Tax Offsets	
a. Balance as of December 31, 2015	\$ 903,857
b. Decreases current year:	
Premium tax offset applied	100,945
Est. premium tax offset	2,048
c. Increases current year:	
d. Balance as of June 30, 2016	<u>\$ 800,864</u>

C-E. No significant change.

F. All Other Contingencies

Uncollectible Premium Receivables

The Company had admitted assets of \$3,017,014 and \$3,628,449 at June 30, 2016 and December 31, 2015, respectively, in uncollected premiums and agents' balances in the course of collection. The Company routinely assesses the ability to collect these receivables. Based upon Company experience, the amount of premiums and other accounts receivable that may become uncollectible and result in a potential loss is not material to the Company's financial condition.

Litigation

Unclaimed Property Inquiries. On November 21, 2012, the West Virginia Treasurer filed an action against the Company in West Virginia state court (*West Virginia ex. rel. John D. Perdue v. New England Life Insurance Company, Circuit County Court of Putnam County, Civil Action No. 12-C-376*), alleging that the Company violated the West Virginia Uniform Unclaimed Property Act ("Act"), seeking to compel compliance with the Act, and seeking payment of unclaimed property, interest and penalties. The Company intends to defend this action vigorously.

Sales Practice Claims and Regulatory Matters. The Company and certain of its affiliates have faced numerous claims, including class action lawsuits, alleging improper marketing or sales of individual life insurance policies, annuities, mutual funds or other products. Regulatory authorities in a small number of states and the Financial Industry Regulatory Authority, and occasionally the U.S. Securities and Exchange Commission ("SEC"), have also conducted investigations or inquiries relating to sales of individual life insurance policies or annuities or other products issued by the Company. These investigations often focus on the conduct of particular financial service representatives and the sale of unregistered or unsuitable products or the misuse of client assets. Over the past several years, these and a number of investigations by other regulatory authorities were resolved for monetary payments and certain other relief, including restitution payments. The Company may continue to resolve investigations in a similar manner.

Diversified Lending Group. The Company has been named in fourteen related lawsuits currently pending in California state court in connection with losses that plaintiffs suffered as a result of their investments in Diversified Lending Group. Six of the matters have settled and eight of the cases are still pending. The Company intends to defend these actions vigorously.

Various litigation, claims and assessments against the Company, in addition to those discussed above and those otherwise provided for in the Company's financial statements, have arisen in the course of the Company's business, including, but not limited to, in connection with its activities as an insurer, employer, investor, investment advisor or taxpayer. Further, state insurance regulatory and other federal and state authorities regularly make inquiries and conduct investigations concerning the Company's compliance with applicable insurance and other laws and regulations.

It is not possible to predict the ultimate outcome of all pending investigations and legal proceedings. In some of the matters, large and/or indeterminate amounts, including punitive and treble damages, may be sought. Although, in light of these considerations, it is possible that an adverse outcome in certain cases could have a material effect upon the Company's financial position, based on information currently known by the Company's management, in its opinion, the outcomes of pending investigations and legal proceedings are not likely to have such an effect. However, given the large and/or indeterminate amounts that may be sought in certain of these matters and the inherent unpredictability of litigation, it is

NOTES TO THE FINANCIAL STATEMENTS

possible that an adverse outcome in certain matters could, from time to time, have a material effect on the Company's net income or cash flows in any particular period.

15. Leases**A. Lease Expense and Commitments****(1) Lessee leasing arrangements**

Rental expense for the six months ended June 30, 2016 and year ended December 31, 2015 were \$74,712 and \$504,219, respectively.

(2) Leases having initial or remaining noncancelable lease terms in excess of one year

No significant change.

(3) Sale-leaseback transactions

No significant change.

B. Lease Income

No significant change.

16. Information about Financial Instruments with Off-Balance Sheet Risk and Financial Instruments with Concentrations of Credit Risk

- (1) The table below summarizes the notional amount of the Company's financial instruments (derivatives that are designated as effective hedging instruments and derivatives used in replications) with off-balance sheet credit risk at:

	Assets		Liabilities	
	June 30, 2016	December 31, 2015	June 30, 2016	December 31, 2015
Swaps	\$ 110,070,958	\$ 85,386,958	\$ —	\$ 11,000,000
Futures	—	—	—	—
Options	—	—	—	—
Total	\$ 110,070,958	\$ 85,386,958	\$ —	\$ 11,000,000

- (2) No significant change.
- (3) The Company may be exposed to credit-related losses in the event of nonperformance by counterparties to derivatives. Generally, the current credit exposure of the Company's derivatives is limited to the net positive estimated fair value of derivatives at the reporting date after taking into consideration the existence of master netting or similar agreements and any collateral received pursuant to such agreements.

The Company manages its credit risk related to derivatives by entering into transactions with creditworthy counterparties and establishing and monitoring exposure limits. The Company's OTC-bilateral derivative transactions are governed by International Swaps and Derivatives Association, Inc. ("ISDA") Master Agreements which provide for legally enforceable set-off and close-out netting of exposures to specific counterparties in the event of early termination of a transaction, which includes, but is not limited to, events of default and bankruptcy. In the event of an early termination, the Company is permitted to set-off receivables from the counterparty against payables to the same counterparty arising out of all included transactions. Substantially all of the Company's ISDA Master Agreements also include Credit Support Annex provisions which may require both the pledging and accepting of collateral in connection with its OTC-bilateral derivatives.

The Company's OTC-cleared derivatives are affected through central clearing counterparties. Such positions are marked to market and margined on a daily basis (both initial margin and variation margin), and the Company has minimal exposure to credit-related losses in the event of nonperformance by clearing brokers or central clearing counterparties to such derivatives.

Off-balance sheet credit exposure is the excess of positive estimated fair value over positive book/adjusted carrying value for the Company's highly effective hedges and derivatives used in replications at the reporting date. All collateral received from counterparties to mitigate credit-related losses is deemed worthless for the purpose of calculating the Company's off-balance sheet credit exposure. The off-balance sheet credit exposure of the Company's swaps was \$4,736,725 and \$2,352,839 at June 30, 2016 and December 31, 2015, respectively.

- (4) At June 30, 2016 and December 31, 2015, the estimated fair value of collateral consisting of various securities received by the Company on its OTC-bilateral derivatives was \$3,953,021 and \$1,110,853, respectively, which was held in separate custodial accounts and is not reflected in the financial statements.

17. Sale, Transfer and Servicing of Financial Assets and Extinguishments of Liabilities**A. Transfers of Receivables Reported as Sales**

No significant change.

NOTES TO THE FINANCIAL STATEMENTS**B. Transfer and Servicing of Financial Assets**

The Company did not participate in the transfer or servicing of financial assets during the six months ended June 30, 2016.

C. Wash Sales

- (1) In the course of the Company's asset management, securities are not sold and reacquired within 30 days of the sale date to enhance the Company's yield on its investment portfolio. There may be occasional isolated incidents where wash sales occur.
- (2) The Company had no wash sales with an NAIC designation 3 or below or unrated securities during the quarter ended June 30, 2016.

18. Gain or Loss to the Reporting Entity from Uninsured Plans and the Uninsured Portion of Partially Insured Plans

No significant change.

19. Direct Premium Written/Produced by Managing General Agents/Third Party Administrators

No significant change.

20. Fair Value Information**A. (1) Assets and Liabilities Measured and Reported at Estimated Fair Value at Reporting Date****Hierarchy Table**

The following table provides information about financial assets and liabilities measured and reported at estimated fair value at:

	June 30, 2016			
	Fair Value Measurements at Reporting Date Using			Total
	Level 1	Level 2	Level 3	
Assets				
Bonds				
Industrial & Miscellaneous	\$ —	\$ 121,250	\$ 208,250	\$ 329,500
Derivative assets ⁽¹⁾				
Foreign currency exchange rate	—	2,289,159	—	2,289,159
Separate Account assets ⁽²⁾	—	7,691,317,748	—	7,691,317,748
Total assets	\$ —	\$ 7,693,606,907	\$ —	\$ 7,693,606,907
Liabilities				
Derivative liabilities ⁽¹⁾				
Credit	\$ —	\$ 29,824	\$ —	\$ 29,824
Total liabilities	\$ —	\$ 29,824	\$ —	\$ 29,824

⁽¹⁾ Derivative assets and derivative liabilities presented in the table above represent only those derivatives that are carried at estimated fair value. Accordingly, the amounts above exclude derivatives carried at amortized cost, which include highly effective derivatives and replication synthetic asset transactions.

⁽²⁾ Separate Account assets are subject to General Account claims only to the extent that the value of such assets exceeds the Separate Account liabilities. Investments (stated generally at estimated fair value) and liabilities of the Separate Accounts are reported separately as assets and liabilities. Separate Account assets as presented in the table above may differ from the amounts presented in the Statutory Statements of Assets, Liabilities, Surplus and Other Funds because certain of these investments are not measured at estimated fair value.

Transfers between Levels 1 and 2 - During the quarter ended June 30, 2016, transfers between Levels 1 and 2 were not significant. Transfers between levels are assumed to occur at the beginning of the period.

(2) Assets and Liabilities Measured and Reported at Estimated Fair Value at Reporting Date

NOTES TO THE FINANCIAL STATEMENTS**Rollforward Table – Level 3 Assets and Liabilities**

A rollforward of the estimated fair value measurements for all assets and liabilities measured and reported at estimated fair value using significant unobservable (Level 3) inputs for their respective time periods was as follows:

Estimated Fair Value Measurements in Level 3 of the Fair Value Hierarchy										
	Balance, March 31, 2016	Transfer into Level 3	Transfer out of Level 3	Total Gains and Losses included in Net Income ⁽¹⁾	Total Gains and Losses included in Capital and Surplus	Purchases ⁽²⁾	Sales ⁽²⁾	Issuances ⁽³⁾	Settlements ⁽³⁾	Balance, June 30, 2016
Assets										
Bonds - Industrial & miscellaneous	\$ —	\$ 246,527	\$ —	\$ (52)	\$ (37,600)	\$ —	\$ (625)	\$ —	\$ —	\$ 208,250
Total	\$ —	\$ 246,527	\$ —	\$ (52)	\$ (37,600)	\$ —	\$ (625)	\$ —	\$ —	\$ 208,250

Transfers between Levels

Overall, transfers between levels occur when there are changes in the observability of inputs and market activity. Transfers into or out of any level are assumed to occur at the beginning of the period.

Transfers into or out of Level 3

Transfers into or out of Level 3 are presented in the table. Assets and liabilities are transferred into Level 3 when a significant input cannot be corroborated with market observable data. This occurs when market activity decreases significantly and underlying inputs cannot be observed, current prices are not available and/or when there are significant variances in quoted prices, thereby affecting transparency. Assets and liabilities are transferred out of Level 3 when circumstances change such that a significant input can be corroborated with market observable data. This may be due to a significant increase in market activity, a specific event or one or more significant input(s) becoming observable.

During the quarter ended June 30, 2016, transfers into Level 3, for bonds of \$246,527 resulted primarily from current market conditions characterized by a lack of trading activity and decreased liquidity. These current market conditions have resulted in decreased transparency of valuations and an increased use of broker quotations and unobservable inputs to determine estimated fair value.

During the quarter ended June 30, 2016, there were no transfers out of Level 3.

(3) Transfers between levels are assumed to occur at the beginning of the period.

(4) Assets and Liabilities Measured and Reported at Estimated Fair Value at Reporting Date.

Valuation Techniques and Inputs for Level 2 and Level 3 Assets and Liabilities by Major Classes of Assets and Liabilities:

When developing estimated fair values, the Company considers two broad valuation techniques: (i) the market approach and (ii) the income approach. The Company determines the most appropriate valuation technique to use, given what is being measured and the availability of sufficient inputs, giving priority to observable inputs.

The Company categorizes its financial assets and liabilities into a three-level hierarchy, based on the significant input with the lowest level in their valuation. The input levels are as follows. Level 1 - Unadjusted quoted prices for identical assets or liabilities. Level 2 - Quoted prices in markets that are not active or inputs that are observable either directly or indirectly. These inputs can include quoted prices for similar but not identical assets or liabilities other than quoted prices in Level 1, quoted prices in markets that are not active, or other significant inputs that are observable or can be derived principally from or corroborated by observable market data for substantially the full term of the assets or liabilities. Level 3 - Unobservable inputs that are supported by little or no market activity and are significant to the determination of estimated fair value of the assets and liabilities. Unobservable inputs reflect the reporting entity's own assumptions about the assumptions that market participants would use in pricing the asset or liability.

The valuation of most instruments listed below are determined using independent pricing sources, matrix pricing, discounted cash flow methodologies or other similar techniques that use either observable market inputs or unobservable inputs.

NOTES TO THE FINANCIAL STATEMENTS

Instrument	Level 2 Observable Inputs	Level 3 Unobservable Inputs
Bonds		
U.S. corporate and Foreign corporate securities - included within Industrial & Miscellaneous		
	Valuation Techniques: Principally the market and income approaches. Key Inputs: <ul style="list-style-type: none"> quoted prices in markets that are not active benchmark yields; spreads off benchmark yields; new issuances; issuer rating trades of identical or comparable securities; duration Privately-placed securities are valued using the additional key inputs: <ul style="list-style-type: none"> market yield curve; call provisions observable prices and spreads for similar public or private securities that incorporate the credit quality and industry sector of the issuer delta spread adjustments to reflect specific credit-related issues 	Valuation Techniques: Principally the market approach. Key Inputs: <ul style="list-style-type: none"> illiquidity premium delta spread adjustments to reflect specific credit-related issues credit spreads quoted prices in markets that are not active for identical or similar securities that are less liquid and based on lower levels of trading activity than securities classified in Level 2 independent non-binding broker quotations
Separate Account Assets ⁽¹⁾		
Mutual funds and hedge funds without readily determinable fair values as prices are not published publicly		
	Key Inputs: <ul style="list-style-type: none"> quoted prices or reported Net Asset Value ("NAV") provided by the fund managers 	<ul style="list-style-type: none"> not applicable
Derivatives ⁽²⁾		
Foreign Currency Exchange Rate		
	Valuation Techniques: Principally the income approach Key Inputs: <ul style="list-style-type: none"> swap yield curves basis curves currency spot rates cross currency basis curves 	<ul style="list-style-type: none"> not applicable
Credit		
	Valuation Techniques: Principally the income approach Key Inputs: <ul style="list-style-type: none"> swap yield curves credit curves recovery rates 	<ul style="list-style-type: none"> not applicable

⁽¹⁾ Estimated fair value equals carrying value, based on the value of the underlying assets.

⁽²⁾ Valuations of non-option-based derivatives utilize present value techniques, whereas valuations of option-based derivatives utilize option pricing models.

B. The Company provides additional fair value information in Notes 5 and 16.

C. Estimated Fair Value of All Financial Instruments

Information related to the aggregate fair value of financial instruments is shown below at:

	June 30, 2016					
	Aggregate Fair Value	Admitted Value	Level 1	Level 2	Level 3	Not Practicable (Carrying Value)
Assets						
Bonds	\$ 1,677,756,707	\$ 1,536,738,362	\$ 52,045,813	\$ 1,524,530,798	\$ 101,180,096	\$ —
Mortgage loans	110,400,614	104,948,588	—	—	110,400,614	—
Cash, cash equivalents and short-term investments	23,074,740	23,074,740	9,091,483	13,983,257	—	—
Contract loans	625,129,501	419,703,879	—	33,302,276	591,827,225	—
Derivative assets ⁽¹⁾	21,270,140	16,540,780	—	21,270,140	—	—
Investment income due and accrued	26,060,854	26,060,854	—	26,060,854	—	—
Separate Account assets	7,691,317,748	7,691,317,748	—	7,691,317,748	—	—
Total assets	<u>\$ 10,175,010,304</u>	<u>\$ 9,818,384,951</u>	<u>\$ 61,137,296</u>	<u>\$ 9,310,465,073</u>	<u>\$ 803,407,935</u>	<u>\$ —</u>
Liabilities						
Investment contracts included in:						
Liability for deposit-type contracts	\$ 8,288,432	\$ 7,426,356	\$ —	\$ —	\$ 8,288,432	\$ —
Derivative liabilities ⁽¹⁾	55,338	60,549	—	55,338	—	—
Payable for collateral received	16,255,328	16,255,328	—	16,255,328	—	—
Investment contracts included in Separate Account liabilities	6,960,519	6,960,519	—	6,960,519	—	—
Total liabilities	<u>\$ 31,559,617</u>	<u>\$ 30,702,752</u>	<u>\$ —</u>	<u>\$ 23,271,185</u>	<u>\$ 8,288,432</u>	<u>\$ —</u>

NOTES TO THE FINANCIAL STATEMENTS

	December 31, 2015					
	Aggregate Fair Value	Admitted Value	Level 1	Level 2	Level 3	Not Practicable (Carrying Value)
Assets						
Bonds	\$ 1,534,701,491	\$ 1,479,384,400	\$ 23,740,990	\$ 1,402,042,110	\$ 108,918,391	\$ —
Mortgage loans	125,794,879	121,258,948	—	—	125,794,879	—
Cash, cash equivalents and short-term investments	14,018,210	14,018,210	14,018,210	—	—	—
Contract loans	588,053,695	426,874,388	—	32,672,581	555,381,114	—
Derivative assets ⁽¹⁾	18,898,492	16,797,021	—	18,898,492	—	—
Investment income due and accrued	26,687,482	26,687,482	—	26,687,482	—	—
Separate Account assets	7,919,937,377	7,919,937,377	—	7,919,937,377	—	—
Total assets	<u>\$ 10,228,091,626</u>	<u>\$ 10,004,957,826</u>	<u>\$ 37,759,200</u>	<u>\$ 9,400,238,042</u>	<u>\$ 790,094,384</u>	<u>\$ —</u>
Liabilities						
Investment contracts included in:						
Liability for deposit-type contracts	\$ 7,515,459	\$ 6,982,943	\$ —	\$ —	\$ 7,515,459	\$ —
Derivative liabilities ⁽¹⁾	(57,431)	91,827	—	(57,431)	—	—
Payable for collateral received	15,210,844	15,210,844	—	15,210,844	—	—
Investment contracts included in Separate Account liabilities	8,295,602	8,295,602	—	8,295,602	—	—
Total liabilities	<u>\$ 30,964,474</u>	<u>\$ 30,581,216</u>	<u>\$ —</u>	<u>\$ 23,449,015</u>	<u>\$ 7,515,459</u>	<u>\$ —</u>

⁽¹⁾ Classification of derivatives is based on each derivative's positive (asset) or negative (liability) book/adjusted carrying value, which equals the net admitted assets and liabilities.

Assets and Liabilities

The methods and significant assumptions used to estimate the fair value of all financial instruments are presented below.

The Company defines fair value as the price that would be received to sell an asset or paid to transfer a liability (an exit price) in the principal or most advantageous market for the asset or liability in an orderly transaction between market participants on the measurement date. In most cases, the exit price and the transaction (or entry) price will be the same at initial recognition.

When developing estimated fair values, the Company considers two broad valuation techniques: (i) the market approach and (ii) the income approach. The Company determines the most appropriate valuation technique to use, given what is being measured and the availability of sufficient inputs, giving priority to observable inputs.

The Company categorizes its financial assets and liabilities into a three-level hierarchy, based on the significant input with the lowest level in their valuation. The input levels are as follows. Level 1 - Unadjusted quoted prices for identical assets or liabilities. The size of the bid/ask spread is used as an indicator of market activity for bonds. Level 2 - Quoted prices in markets that are not active or inputs that are observable either directly or indirectly. These inputs can include quoted prices for similar but not identical assets or liabilities other than quoted prices in Level 1, quoted prices in markets that are not active, or other significant inputs that are observable or can be derived principally from or corroborated by observable market data for substantially the full term of the assets or liabilities. Level 3 - Unobservable inputs that are supported by little or no market activity and are significant to the determination of estimated fair value of the assets and liabilities. Unobservable inputs reflect the reporting entity's own assumptions about the assumptions that market participants would use in pricing the asset or liability.

In general, investments classified within Level 3 use many of the same valuation techniques and inputs as described in the Level 2 discussions. However, if key inputs are unobservable, or if the investments are less liquid and there is very limited trading activity, the investments are generally classified as Level 3. The use of independent non-binding broker quotations to value investments generally indicates there is a lack of liquidity or the general lack of transparency in the process to develop the valuation estimates generally causing such investments to be classified in Level 3.

Excluded from the disclosure are investments accounted for under the equity method.

Bonds and Cash, Cash Equivalents and Short-term Investments

When available, the estimated fair value for bonds, including loan-backed securities, cash equivalents and short-term investments are based on quoted prices in active markets that are readily and regularly obtainable. Generally, these investments are classified in Level 1, are the most liquid of the Company's securities holdings and valuation of these securities does not involve management's judgment.

When quoted prices in active markets are not available, the determination of estimated fair value is based on market standard valuation methodologies, giving priority to observable inputs. The significant inputs to the market standard valuation methodologies for certain types of securities with reasonable levels of price transparency are inputs that are observable in the market or can be derived principally from or corroborated by observable market data. Generally, these investments are classified in Level 2.

When observable inputs are not available, the market standard valuation methodologies rely on inputs that are significant to the estimated fair value that are not observable in the market or cannot be derived principally from or corroborated by observable market data. These unobservable inputs can be based in large part on management's judgment or estimation, and cannot be supported by reference to market activity. Even though these inputs are unobservable, management believes they are consistent with what other market participants would use when pricing such securities and are considered appropriate given the circumstances. Generally, these investments are classified in Level 3.

The estimated fair value for cash approximates carrying value and is classified as Level 1 given the nature of cash.

NOTES TO THE FINANCIAL STATEMENTS

The use of different methodologies, assumptions and inputs may have a material effect on the estimated fair values of the Company's securities holdings.

Mortgage Loans

For mortgage loans, estimated fair value is primarily determined by estimating expected future cash flows and discounting them using current interest rates for similar mortgage loans with similar credit risk, or is determined from pricing for similar mortgage loans. The estimated fair values for impaired mortgage loans are principally obtained by estimating the fair value of the underlying collateral using market standard appraisal and valuation methods. Mortgage loans valued using significant unobservable inputs are classified in Level 3.

Contract Loans

The estimated fair value for contract loans with variable interest rates approximates carrying value due to the absence of borrower credit risk and the short time period between interest rate resets, using observable inputs and is classified as Level 2. For contract loans with fixed interest rates, estimated fair values are determined using a discounted cash flow model applied to groups of similar contract loans determined based on the nature of the underlying insurance liabilities, using unobservable inputs and is classified in Level 3.

Derivatives

The estimated fair value of OTC derivatives is determined through the use of pricing models for OTC-bilateral and OTC-cleared derivatives. The determination of estimated fair value, when quoted market values are not available, is based on market standard valuation methodologies and inputs that management believes are consistent with what other market participants would use when pricing such instruments. The significant inputs to the pricing models for most OTC-bilateral and OTC-cleared derivatives are inputs that are observable in the market or can be derived principally from, or corroborated by, observable market data. Significant inputs that are observable generally include interest rates, foreign currency exchange rates, interest rate curves, credit curves and volatility. Derivative valuations can be affected by changes in interest rates, foreign currency exchange rates, financial indices, credit spreads, default risk, nonperformance risk, volatility, liquidity and changes in estimates and assumptions used in pricing models. Generally, these derivatives are classified in Level 2.

Certain OTC-bilateral and OTC-cleared derivatives may rely on inputs that are significant to the estimated fair value that are not observable in the market or cannot be derived principally from, or corroborated by, observable market data. Significant inputs that are unobservable generally include references to emerging market currencies and inputs that are outside the observable portion of the interest rate curve, credit curve, volatility or other relevant market measure. These unobservable inputs may involve significant management judgment or estimation. Even though unobservable, these inputs are based on assumptions deemed appropriate given the circumstances and management believes they are consistent with what other market participants would use when pricing such instruments.

Most inputs for OTC-bilateral and OTC-cleared derivatives are mid-market inputs but, in certain cases, liquidity adjustments are used when they are deemed more representative of exit value. Market liquidity, as well as the use of different methodologies, assumptions and inputs may have a material effect on the estimated fair values of the Company's derivatives and could materially affect the net change in capital and surplus.

Investment Income Due and Accrued

Due to the short-term nature of investment income due and accrued, the Company believes there is minimal risk of material changes in interest rates or the credit of the issuer such that estimated fair value approximates carrying value. These amounts are generally classified as Level 2.

Investment Contracts Included in Liability for Deposit-Type Contracts

The fair value of investment contracts included in the liability for deposit-type contracts is estimated by discounting best estimate future cash flows based on assumptions that market participants would use in pricing such liabilities, with consideration of the Company's non-performance risk (own-credit risk) not reflected in the fair value calculation. The assumptions used in estimating these fair values are based in part on unobservable inputs classified in Level 3.

Payable for Collateral Received

The estimated fair value of amounts payable for collateral received approximates carrying value as these obligations are short-term in nature. These amounts are generally classified in Level 2.

Separate Accounts

Separate Account assets and liabilities are generally carried at estimated fair value on the Statutory Statements of Assets, Liabilities, Surplus and Other Funds. These assets are comprised of certain mutual funds and hedge funds without readily determinable fair values given prices are not published publicly. Valuation of the mutual funds and hedge funds are based upon quoted prices or reported net asset values provided by the fund managers.

The difference between the estimated fair value of Separate Account assets in the table above and the total recognized in the Statutory Statements of Assets, Liabilities, Surplus and Other Funds represents amounts that are considered non-financial instruments.

NOTES TO THE FINANCIAL STATEMENTS

Investment contracts included in Separate Account liabilities represent those balances due to policyholders under contracts that are classified as investment contracts. The carrying value of these Separate Account liabilities, which represents an equivalent summary total of the Separate Account assets supporting these liabilities, approximates the estimated fair value. These investment contracts are classified as Level 2 to correspond with the Separate Account assets backing the investment contracts.

The difference between the estimated fair value of investment contracts included in Separate Account liabilities in the table above and the total recognized in the Statutory Statements of Assets, Liabilities, Surplus and Other Funds represents amounts due under contracts that are accounted for as insurance contracts.

D. At June 30, 2016, the Company had no investments where it was not practicable to estimate fair value.

21. Other Items

A-B. No significant change.

C. Other Disclosures

In July 2016, MetLife, Inc. (“MetLife”) completed the sale to Massachusetts Mutual Life Insurance Company (“MassMutual”) of MetLife’s U.S. Retail advisor force and certain assets and liabilities associated with the MetLife Premier Client Group, including MetLife’s affiliated broker-dealer, MetLife Securities, Inc. In connection with the disposition, certain of the company’s postretirement plans were re-measured on February 29, 2016 resulting in curtailment charges and actuarial gains/losses. The Company recorded a \$15,349,000 pre-tax curtailment loss, which consisted of a \$8,919,000 increase in the postretirement plan liability and \$6,430,000 recognition of prior costs previously recorded to unassigned surplus, for a net decrease to capital and surplus of \$8,919,000. Additionally, the Company recorded a \$2,637,901 impairment of computer software related to the transaction.

On January 12, 2016, MetLife announced its plan to pursue the separation of a substantial portion of its U.S. Retail Business (the “Separation”). On July 21, 2016, MetLife announced that the separated business will be rebranded as “Brighthouse Financial” after the Separation. Additionally, on August 4, 2016, MetLife indicated in its 10Q filing with the SEC that the Company, as well as other affiliates, would be included as part of the Separation. MetLife is currently evaluating structural alternatives for the proposed Separation, including a public offering of shares in an independent, publicly traded company, a spin-off, or a sale. The completion of a public offering would depend on, among other things, the SEC filing and review process, as well as market conditions. A Separation, depending on the specific form, would be subject to the satisfaction of various conditions and approvals, including, among other things, approval of any transaction by the MetLife Board of Directors, satisfaction of any applicable requirements of the SEC, and receipt of insurance and other regulatory approvals and other anticipated conditions.

D-H. No significant change.

22. Events Subsequent

The Company has evaluated events subsequent to June 30, 2016 through August 11, 2016, which is the date these financial statements were available to be issued, and has determined there are no material subsequent events requiring adjustment to or disclosure in the financial statements.

The Company is not subject to the annual fee imposed under section 9010 of the Affordable Care Act (“ACA”) due to the Company’s health insurance premium falling below the \$25 million threshold at which the fee applies.

23. Reinsurance

No significant change.

24. Retrospectively Rated Contracts & Contracts Subject to Redetermination

A-D. No significant change.

E. The Company is not subject to the risk sharing provision of the ACA.

25. Change in Incurred Losses and Loss Adjustment Expenses

Reserves as of December 31, 2015 were \$5,711,459. As of June 30, 2016, \$470,028 has been paid for incurred claims and claim adjustment expenses attributable to insured events of prior years. Reserves remaining for prior years are now \$5,098,446 as a result of re-estimation of unpaid claims and claims adjustment expenses. Therefore, there has been a \$142,985 favorable prior year development from December 31, 2015 to June 30, 2016. The decrease is generally the result of ongoing analysis of recent loss development trends. Original estimates are increased or decreased as additional information becomes known regarding individual claims.

26. Intercompany Pooling Arrangements

No significant change.

27. Structured Settlements

No significant change.

NOTES TO THE FINANCIAL STATEMENTS**28. Health Care Receivables**

No significant change.

29. Participating Policies

No significant change.

30. Premium Deficiency Reserves

No significant change.

31. Reserves for Life Contracts and Deposit-Type Contracts

No significant change.

32. Analysis of Annuity Actuarial Reserves and Deposit Liabilities by Withdrawal Characteristics

No significant change.

33. Premiums and Annuity Considerations Deferred and Uncollected

A. Deferred and uncollected life insurance premiums and annuity considerations as of June 30, 2016 were as follows:

Type	Gross	Net of Loading
Industrial	\$ —	\$ —
Ordinary new business	—	—
Ordinary renewal	17,427,511	14,972,550
Credit life	—	—
Group life	—	—
Group annuity	—	—
Total	\$ 17,427,511	\$ 14,972,550

34. Separate Accounts

A-B. No significant change.

C. Reconciliation of Net Transfers to or (from) Separate Accounts:

(1) Transfers as reported in the Summary of Operations of the Separate Accounts Annual Statement:	
a. Transfers to Separate Accounts (Page 4, Line 1.4)	\$ 97,641,654
b. Transfers from Separate Accounts (Page 4, Line 10)	426,509,321
c. Net transfers to or (from) Separate Accounts (a) - (b)	(328,867,667)
(2) Reconciling Adjustments	—
(3) Transfers as reported in the Summary of Operations of the Life, Accident & Health Annual Statement (1c) + (2) = (Page 4, Line 26)	\$ (328,867,667)

35. Loss/Claim Adjustment Expenses

No significant change.

GENERAL INTERROGATORIES

PART 1 - COMMON INTERROGATORIES

GENERAL

- 1.1 Did the reporting entity experience any material transactions requiring the filing of Disclosure of Material Transactions with the State of Domicile, as required by the Model Act? Yes [] No [X]
- 1.2 If yes, has the report been filed with the domiciliary state? Yes [] No []
- 2.1 Has any change been made during the year of this statement in the charter, by-laws, articles of incorporation, or deed of settlement of the reporting entity? Yes [] No [X]

2.2 If yes, date of change:

- 3.1 Is the reporting entity a member of an Insurance Holding Company System consisting of two or more affiliated persons, one or more of which is an insurer? If yes, complete Schedule Y, Parts 1 and 1A. Yes [X] No []
- 3.2 Have there been any substantial changes in the organizational chart since the prior quarter end? Yes [X] No []
- 3.3 If the response to 3.2 is yes, provide a brief description of those changes.

Various mergers, reorganizations and formations - See Schedule Y - Information concerning activities of insurer members of a holding company - Group Part 1 - Organizational Chart

- 4.1 Has the reporting entity been a party to a merger or consolidation during the period covered by this statement? Yes [] No [X]
- 4.2 If yes, provide name of entity, NAIC Company Code, and state of domicile (use two letter state abbreviation) for any entity that has ceased to exist as a result of the merger or consolidation.

1 Name of Entity	2 NAIC Company Code	3 State of Domicile

5. If the reporting entity is subject to a management agreement, including third-party administrator(s), managing general agent(s), attorney-in-fact, or similar agreement, have there been any significant changes regarding the terms of the agreement or principals involved? If yes, attach an explanation. Yes [] No [X] N/A []

6.1 State as of what date the latest financial examination of the reporting entity was made or is being made. 12/31/2012

6.2 State the as of date that the latest financial examination report became available from either the state of domicile or the reporting entity. This date should be the date of the examined balance sheet and not the date the report was completed or released. 12/31/2012

6.3 State as of what date the latest financial examination report became available to other states or the public from either the state of domicile or the reporting entity. This is the release date or completion date of the examination report and not the date of the examination (balance sheet date). 06/04/2014

6.4 By what department or departments?
Massachusetts Division of Insurance

6.5 Have all financial statement adjustments within the latest financial examination report been accounted for in a subsequent financial statement filed with Departments? Yes [] No [] N/A [X]

6.6 Have all of the recommendations within the latest financial examination report been complied with? Yes [] No [] N/A [X]

7.1 Has this reporting entity had any Certificates of Authority, licenses or registrations (including corporate registration, if applicable) suspended or revoked by any governmental entity during the reporting period? Yes [] No [X]

7.2 If yes, give full information:

8.1 Is the company a subsidiary of a bank holding company regulated with the Federal Reserve Board? Yes [] No [X]

8.2 If response to 8.1 is yes, please identify the name of the bank holding company.

8.3 Is the company affiliated with one or more banks, thrifts or securities firms? Yes [X] No []

8.4 If the response to 8.3 is yes, please provide below the names and location (city and state of the main office) of any affiliates regulated by a federal regulatory services agency [i.e. the Federal Reserve Board (FRB), the Office of the Comptroller of the Currency (OCC), the Federal Deposit Insurance Corporation (FDIC) and the Securities Exchange Commission (SEC)] and identify the affiliate's primary federal regulator.

1 Affiliate Name	2 Location (City, State)	3 FRB	4 OCC	5 FDIC	6 SEC
MetLife Advisers, LLC	Boston, MA				YES
MetLife Investment Advisers, LLC	Wilmington, DE				YES
MetLife Investors Distribution Company	New York, NY				YES
MetLife Securities, Inc.	New York, NY				YES

9.1 Are the senior officers (principal executive officer, principal financial officer, principal accounting officer or controller, or persons performing similar functions) of the reporting entity subject to a code of ethics, which includes the following standards? Yes [X] No []

- (a) Honest and ethical conduct, including the ethical handling of actual or apparent conflicts of interest between personal and professional relationships;
- (b) Full, fair, accurate, timely and understandable disclosure in the periodic reports required to be filed by the reporting entity;
- (c) Compliance with applicable governmental laws, rules and regulations;
- (d) The prompt internal reporting of violations to an appropriate person or persons identified in the code; and
- (e) Accountability for adherence to the code.

9.11 If the response to 9.1 is No, please explain:

9.2 Has the code of ethics for senior managers been amended? Yes [] No [X]

9.21 If the response to 9.2 is Yes, provide information related to amendment(s).

9.3 Have any provisions of the code of ethics been waived for any of the specified officers? Yes [] No [X]

GENERAL INTERROGATORIES

PART 1 - COMMON INTERROGATORIES

9.31 If the response to 9.3 is Yes, provide the nature of any waiver(s).

FINANCIAL

10.1 Does the reporting entity report any amounts due from parent, subsidiaries or affiliates on Page 2 of this statement? Yes No
 10.2 If yes, indicate any amounts receivable from parent included in the Page 2 amount: \$ 18,345,314

INVESTMENT

11.1 Were any of the stocks, bonds, or other assets of the reporting entity loaned, placed under option agreement, or otherwise made available for use by another person? (Exclude securities under securities lending agreements.) Yes No
 11.2 If yes, give full and complete information relating thereto:
ICE Clear US, Inc. \$1,074,566
 12. Amount of real estate and mortgages held in other invested assets in Schedule BA: \$ 3,614,454
 13. Amount of real estate and mortgages held in short-term investments: \$ 0
 14.1 Does the reporting entity have any investments in parent, subsidiaries and affiliates? Yes No

14.2 If yes, please complete the following:

	1 Prior Year-End Book/Adjusted Carrying Value	2 Current Quarter Book/Adjusted Carrying Value
14.21 Bonds	\$ 0	\$ 0
14.22 Preferred Stock	0	0
14.23 Common Stock	0	0
14.24 Short-Term Investments	0	0
14.25 Mortgage Loans on Real Estate	0	0
14.26 All Other	40,613,177	48,861,313
14.27 Total Investment in Parent, Subsidiaries and Affiliates (Subtotal Lines 14.21 to 14.26)	\$ 40,613,177	\$ 48,861,313
14.28 Total Investment in Parent included in Lines 14.21 to 14.26 above	\$ 0	\$ 0

15.1 Has the reporting entity entered into any hedging transactions reported on Schedule DB? Yes No
 15.2 If yes, has a comprehensive description of the hedging program been made available to the domiciliary state? Yes No
 If no, attach a description with this statement.

16. For the reporting entity's security lending program, state the amount of the following as of current statement date:

16.1 Total fair value of reinvested collateral assets reported on Schedule DL, Parts 1 and 2: \$ 0
 16.2 Total book adjusted/carrying value of reinvested collateral assets reported on Schedule DL, Parts 1 and 2: \$ 0
 16.3 Total payable for securities lending reported on the liability page: \$ 0

17. Excluding items in Schedule E-Part 3-Special Deposits, real estate, mortgage loans and investments held physically in the reporting entity's offices, vaults or safety deposit boxes, were all stocks, bonds and other securities, owned throughout the current year held pursuant to a custodial agreement with a qualified bank or trust company in accordance with Section 1, III - General Examination Considerations, F. Outsourcing of Critical Functions, Custodial or Safekeeping Agreements of the NAIC *Financial Condition Examiners Handbook*? Yes No

17.1 For all agreements that comply with the requirements of the NAIC *Financial Condition Examiners Handbook*, complete the following:

1 Name of Custodian(s)	2 Custodian Address
JPMorgan Chase & Co.	4 New York Plaza - 12th Floor, New York, NY, 10004

17.2 For all agreements that do not comply with the requirements of the NAIC *Financial Condition Examiners Handbook*, provide the name, location and a complete explanation:

1 Name(s)	2 Location(s)	3 Complete Explanation(s)

17.3 Have there been any changes, including name changes, in the custodian(s) identified in 17.1 during the current quarter? Yes No

17.4 If yes, give full and complete information relating thereto:

1 Old Custodian	2 New Custodian	3 Date of Change	4 Reason

17.5 Identify all investment advisors, broker/dealers or individuals acting on behalf of broker/dealers that have access to the investment accounts, handle securities and have authority to make investments on behalf of the reporting entity:

1 Central Registration Depository	2 Name(s)	3 Address
4095	Metropolitan Life Insurance Company	200 Park Avenue, New York, NY 10166

18.1 Have all the filing requirements of the *Purposes and Procedures Manual of the NAIC Investment Analysis Office* been followed? Yes No

18.2 If no, list exceptions:

GENERAL INTERROGATORIES (continued)

PART 2 - LIFE & HEALTH

1. Report the statement value of mortgage loans at the end of this reporting period for the following categories:		
1.1	Long-term mortgages in good standing	Amount
1.11	Farm mortgages.....	\$.....57,308,625
1.12	Residential mortgages.....	\$.....
1.13	Commercial mortgages.....	\$.....47,639,963
1.14	Total mortgages in good standing.....	\$.....104,948,588
1.2	Long-term mortgages in good standing with restructured terms	
1.21	Total mortgages in good standing with restructured terms.....	\$.....
1.3	Long-term mortgage loans upon which interest is overdue more than three months	
1.31	Farm mortgages.....	\$.....
1.32	Residential mortgages.....	\$.....
1.33	Commercial mortgages.....	\$.....
1.34	Total mortgages with interest overdue more than three months.....	\$.....0
1.4	Long-term mortgage loans in process of foreclosure	
1.41	Farm mortgages.....	\$.....
1.42	Residential mortgages.....	\$.....
1.43	Commercial mortgages.....	\$.....
1.44	Total mortgages in process of foreclosure.....	\$.....0
1.5	Total mortgage loans (Lines 1.14 + 1.21 + 1.34 + 1.44) (Page 2, Column 3, Lines 3.1 + 3.2)	\$.....104,948,588
1.6	Long-term mortgages foreclosed, properties transferred to real estate in current quarter	
1.61	Farm mortgages.....	\$.....
1.62	Residential mortgages.....	\$.....
1.63	Commercial mortgages.....	\$.....
1.64	Total mortgages foreclosed and transferred to real estate.....	\$.....0
2.	Operating Percentages:	
2.1	A&H loss percent.....2.4
2.2	A&H cost containment percent.....
2.3	A&H expense percent excluding cost containment expenses.....(243.1)
3.1	Do you act as a custodian for health savings accounts?.....	Yes [] No [X]
3.2	If yes, please provide the amount of custodial funds held as of the reporting date.....	\$.....
3.3	Do you act as an administrator for health savings accounts?.....	Yes [] No [X]
3.4	If yes, please provide the balance of the funds administered as of the reporting date.....	\$.....

SCHEDULE S - CEDED REINSURANCE

Showing All New Reinsurance Treaties - Current Year to Date

1 NAIC Company Code	2 ID Number	3 Effective Date	4 Name of Reinsurer	5 Domiciliary Jurisdiction	6 Type of Reinsurance Ceded	7 Type of Reinsurer	8 Certified Reinsurer Rating (1 through 6)	9 Effective Date of Certified Reinsurer Rating
------------------------------	-------------------	------------------------	------------------------	----------------------------------	--------------------------------------	---------------------------	---	---

NONE

SCHEDULE T - PREMIUMS AND ANNUITY CONSIDERATIONS

Allocated by States and Territories

1	States, Etc.	Active Status	Direct Business Only						
			Life Contracts		4	5	6	7	
			2	3					Accident and Health Insurance Premiums, Including Policy, Membership and Other Fees
1.	Alabama.....	AL	L	1,689,233	344,394	107,101		2,140,728	
2.	Alaska.....	AK	L	26,530	2,004	2,210		30,744	
3.	Arizona.....	AZ	L	1,932,415	45,198	64,648		2,042,261	
4.	Arkansas.....	AR	L	403,886	18,715	8,353		430,954	
5.	California.....	CA	L	7,627,688	588,462	17,912		8,234,062	
6.	Colorado.....	CO	L	2,918,608	168,533	82,171		3,169,312	
7.	Connecticut.....	CT	L	3,878,386	1,284,874	131,690		5,294,950	
8.	Delaware.....	DE	L	1,902,736	22,317	41,801		1,966,854	
9.	District of Columbia.....	DC	L	316,133	43,000	36,259		395,392	
10.	Florida.....	FL	L	5,968,889	2,428,346	73,937		8,471,172	
11.	Georgia.....	GA	L	1,971,981	204,760	82,911		2,259,652	
12.	Hawaii.....	HI	L	595,294	22,680	31,361		649,335	
13.	Idaho.....	ID	L	115,365		3,885		119,250	
14.	Illinois.....	IL	L	4,577,535	361,137	74,562		5,013,234	
15.	Indiana.....	IN	L	887,112	160,504	10,998		1,058,614	
16.	Iowa.....	IA	L	1,305,729	36,848	19,911		1,362,488	
17.	Kansas.....	KS	L	2,303,666	322,951	35,035		2,661,652	
18.	Kentucky.....	KY	L	397,056	5,600	13,426		416,082	
19.	Louisiana.....	LA	L	1,156,615	204,346	24,870		1,385,831	
20.	Maine.....	ME	L	582,652	536,514	52,733		1,171,899	
21.	Maryland.....	MD	L	1,491,616	223,988	92,657		1,808,261	
22.	Massachusetts.....	MA	L	8,475,901	9,605,506	691,145		18,772,552	
23.	Michigan.....	MI	L	1,937,657	378,216	27,931		2,343,804	
24.	Minnesota.....	MN	L	3,649,696	63,919	90,636		3,804,251	
25.	Mississippi.....	MS	L	795,138	80,725	21,042		896,905	
26.	Missouri.....	MO	L	1,924,332	31,526	43,709		1,999,567	
27.	Montana.....	MT	L	78,321	1,800	1,814		81,935	
28.	Nebraska.....	NE	L	1,038,385	22,136	26,133		1,086,654	
29.	Nevada.....	NV	L	264,510	69,804	(59)		334,255	
30.	New Hampshire.....	NH	L	930,874	558,106	55,660		1,544,640	
31.	New Jersey.....	NJ	L	6,833,242	2,903,954	256,586		9,993,782	
32.	New Mexico.....	NM	L	685,604	46,202	4,942		736,748	
33.	New York.....	NY	L	10,338,848	4,702,275	284,467		15,325,590	
34.	North Carolina.....	NC	L	1,655,209	102,250	86,301		1,843,760	
35.	North Dakota.....	ND	L	54,548		918		55,466	
36.	Ohio.....	OH	L	4,692,771	309,497	92,922		5,095,190	
37.	Oklahoma.....	OK	L	593,803	13,223	2,081		609,107	
38.	Oregon.....	OR	L	453,093	12,413	15,068		480,574	
39.	Pennsylvania.....	PA	L	9,356,132	3,331,191	292,997		12,980,320	
40.	Rhode Island.....	RI	L	504,362	135,238	20,831		660,431	
41.	South Carolina.....	SC	L	1,158,913	23,550	43,193		1,225,656	
42.	South Dakota.....	SD	L	40,633		2,115		42,748	
43.	Tennessee.....	TN	L	1,700,116	140,466	50,818		1,891,400	
44.	Texas.....	TX	L	5,636,966	473,277	162,954		6,273,197	
45.	Utah.....	UT	L	464,544		11,863		476,407	
46.	Vermont.....	VT	L	639,484	61,829	22,902		724,215	
47.	Virginia.....	VA	L	1,694,848	136,956	262,998		2,094,802	
48.	Washington.....	WA	L	750,554	198,512	22,699		971,765	
49.	West Virginia.....	WV	L	1,008,847	283,614	4,357		1,296,818	
50.	Wisconsin.....	WI	L	1,631,307	243,136	48,952		1,923,395	
51.	Wyoming.....	WY	L	63,518	300	1,823		65,641	
52.	American Samoa.....	AS	N					0	
53.	Guam.....	GU	N	905				905	
54.	Puerto Rico.....	PR	N	12,867				12,867	
55.	US Virgin Islands.....	VI	N	10,293		1,622		11,915	
56.	Northern Mariana Islands.....	MP	N					0	
57.	Canada.....	CAN	N					0	
58.	Aggregate Other Alien.....	OT	XXX	0	0	0		0	0
59.	Subtotal.....	(a) .51	XXX	111,125,346	30,954,792	3,659,851	0	145,739,989	0
90.	Reporting entity contributions for employee benefit plans.....	XXX						0	
91.	Dividends or refunds applied to purchase paid-up additions and annuities.....	XXX		1,987,735				1,987,735	
92.	Dividends or refunds applied to shorten endowment or premium paying period.....	XXX						0	
93.	Premium or annuity considerations waived under disability or other contract provisions.....	XXX		807,913		97,255		905,168	
94.	Aggregate other amounts not allocable by State.....	XXX		0	459,923	0	0	459,923	0
95.	Totals (Direct Business).....	XXX		113,920,994	31,414,715	3,757,106	0	149,092,815	0
96.	Plus reinsurance assumed.....	XXX						0	
97.	Totals (All Business).....	XXX		113,920,994	31,414,715	3,757,106	0	149,092,815	0
98.	Less reinsurance ceded.....	XXX		18,274,755	23,541,550	3,367,455		45,183,760	
99.	Totals (All Business) less reinsurance ceded.....	XXX		95,646,239	7,873,165	(b) 389,651	0	103,909,055	0

DETAILS OF WRITE-INS

58001.	XXX						0	
58002.	XXX						0	
58003.	XXX						0	
58998.	Summ. of remaining write-ins for line 58 from overflow page.....	XXX		0	0	0		0	0
58999.	Total (Lines 58001 thru 58003 plus 58998) (Line 58 above).....	XXX		0	0	0		0	0
9401.	Internal Exchanges.....	XXX			459,923			459,923	
9402.	XXX						0	
9403.	XXX						0	
9498.	Summ. of remaining write-ins for line 94 from overflow page.....	XXX		0	0	0		0	0
9499.	Total (Lines 9401 thru 9403 plus 9498) (Line 94 above).....	XXX		0	459,923	0		459,923	0

(L) - Licensed or Chartered - Licensed Insurance Carrier or Domiciled RRG; (R) - Registered - Non-domiciled RRGs; (Q) - Qualified - Qualified or Accredited Reinsurer; (E) - Eligible - Reporting Entities eligible or approved to write Surplus Lines in the state; (N) - None of the above - Not allowed to write business in the state.

Explanation of basis of allocation by states, etc., of premiums and annuity considerations.

Premiums for Individual Life and Health Policies are distributed according to the address to which the premium notices are sent (if applicable). Considerations for Individual Fixed and Variable Benefit Annuities are distributed according to the state in which the annuitant or owner resides or the address designated as the one to which business communications should be sent (if applicable). For Group Life and Health policies covering less than 500 lives, the premiums received are generally allocated to the state in which the employees are principally located or in which the principal office of the group policyholder is located; for such policies covering 500 or more lives, the premiums or considerations are generally allocated to the state in which the owner of the certificate resides (if applicable).

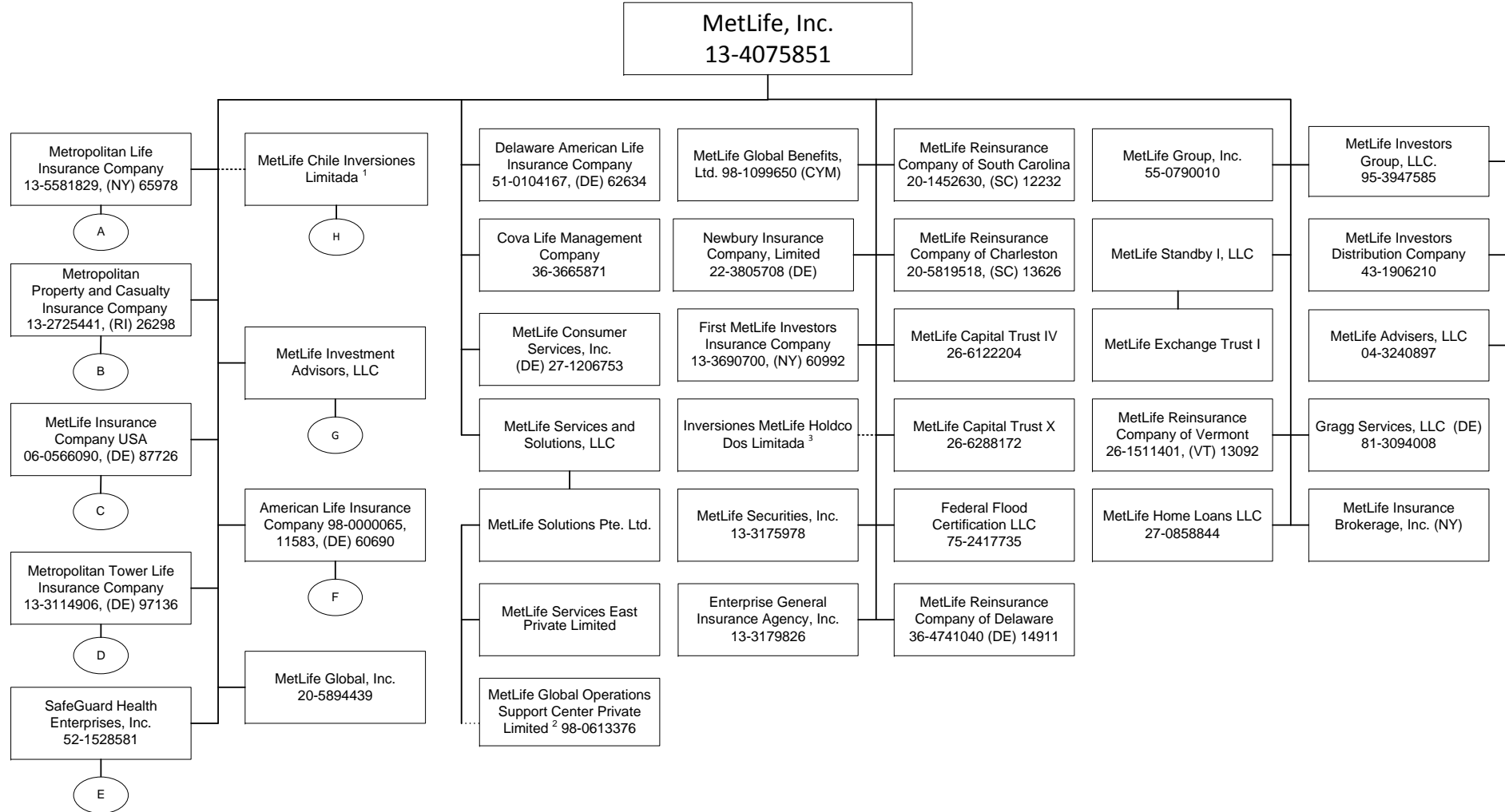
For Group Annuity contracts that are allocable, considerations are generally assigned to the state where the person making the contribution resides (if applicable). For Group Annuity contracts that are not allocable, considerations are assigned to the principal place of business of the contract sponsor (if applicable). Deposit-type funds for group contracts are allocated to the principal place of business of the plan sponsor, typically the employer that has established a pension or profit sharing plan for the benefit of its employees (if applicable). For individual agreements, deposit-type funds are allocated to the residence of the owner of the contract (if applicable).

(a) Insert the number of "L" responses except for Canada and Other Alien.

(b) Column 4 should balance with Exhibit 1, Lines 6.4, 10.4 and 16.4, Cols. 8, 9, and 10, or with Schedule H, Part 1, Column 1, Line 1. Indicate which:

SCHEDULE Y - INFORMATION CONCERNING ACTIVITIES OF INSURER MEMBERS OF A HOLDING COMPANY GROUP

PART 1 - ORGANIZATIONAL CHART

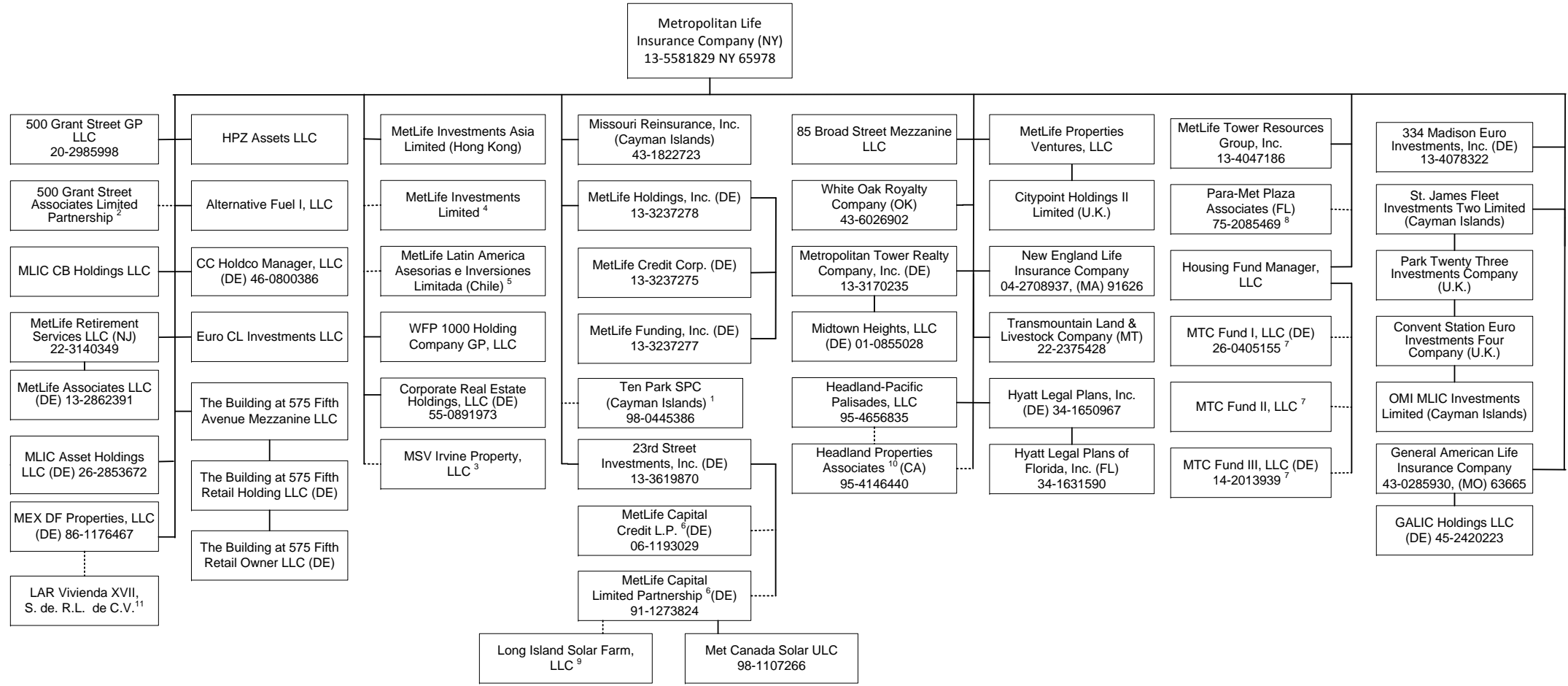


1 72.35% is owned by MetLife, Inc., 24.88236% by American Life Insurance Company, 2.76654% is owned by Inversiones MetLife Holdco Dos Limitada and 0.00000004% is owned by Natiloportem Holdings, LLC.
 2 99.99999% is owned by MetLife Solutions Pte. Ltd. and 0.00001% is owned by Natiloportem Holdings, LLC.
 3 99.99946% of Inversiones MetLife Holdco Dos Limitada is owned by MetLife, Inc., 0.000535% is owned by MetLife International Holdings, LLC. and 0.0000054% is owned by Natiloportem Holdings, LLC.

SCHEDULE Y - INFORMATION CONCERNING ACTIVITIES OF INSURER MEMBERS OF A HOLDING COMPANY GROUP

PART 1 - ORGANIZATIONAL CHART

A

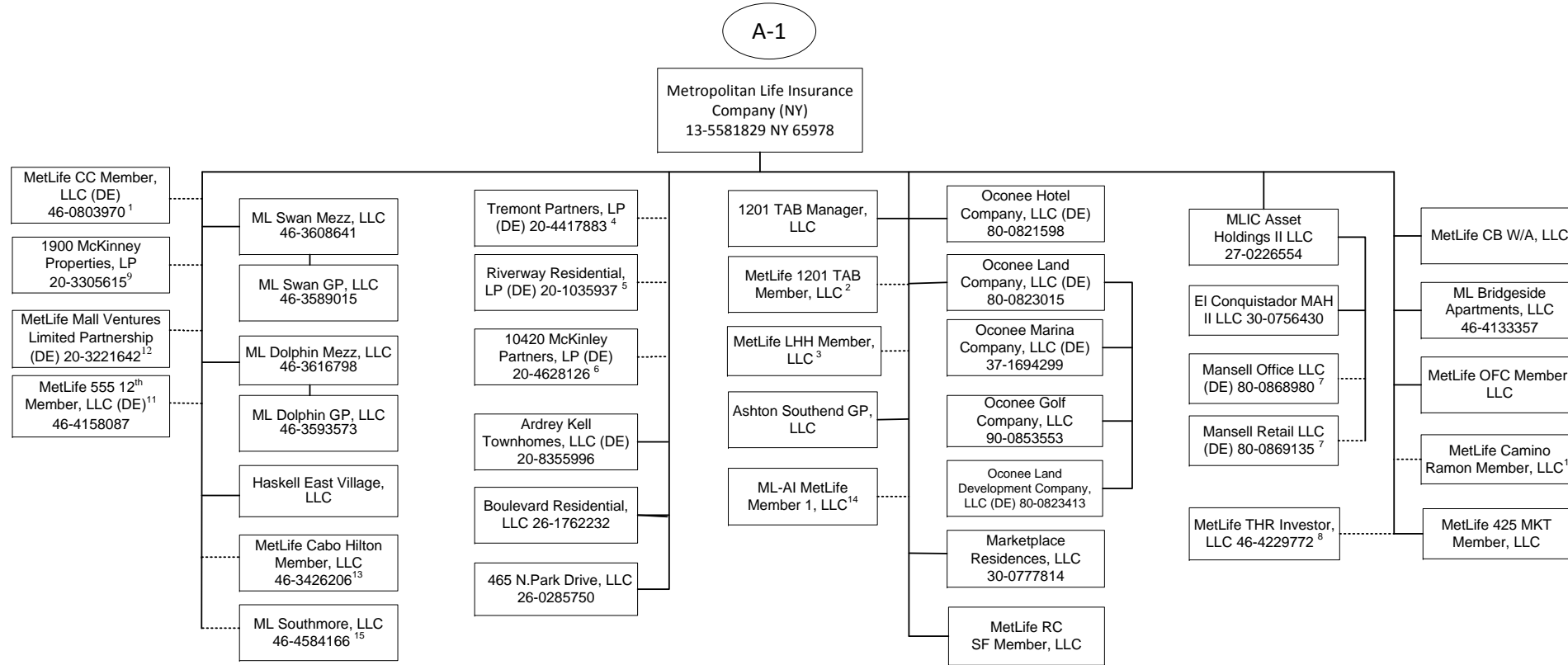


Q12.1

1 1% voting control of Ten Park SPC is held by 23rd Street Investments, Inc.
 2 99% of 500 Grant Street Associates Limited Partnership is held by Metropolitan Life Insurance Company and 1% by 500 Grant Street GP LLC.
 3 4% of MSV Irvine Property, LLC is owned by Metropolitan Tower Realty Company, Inc. and 96% is owned by Metropolitan Life Insurance Company.
 4 23rd Street Investments, Inc. holds one share of MetLife Investments Limited.
 5 23rd Street Investments, Inc. holds .01% of MetLife Latin American Asesorias e Inversiones Limitada.
 6 1% general partnership interest is held by 23rd Street Investment, Inc. and 99% limited partnership interest is held by Metropolitan Life Insurance Company.
 7 Housing Fund Manager, LLC is the managing member and the remaining interests are held by a third party member.
 8 75% of the general partnership is held by Metropolitan Life Insurance Company and 25% of the general partnership is held by Metropolitan Tower Realty Company, Inc.
 9 9.61% membership interest is held by MetLife Renewables Holding, LLC and 90.39% membership interest is held by LISF Solar Trust in which MetLife Capital Limited Partnership has a 100% beneficial interest.
 10 Metropolitan Life Insurance Company owns 99% of Headland Properties Associates and Headland-Pacific Palisades, LLC owns the other 1%.
 11 99.99% of LAR Vivienda XVII S. de R.L. de C.V. is owned by MEX DF Properties, LLC and 0.01% is owned by Euro CL Investments LLC.

SCHEDULE Y - INFORMATION CONCERNING ACTIVITIES OF INSURER MEMBERS OF A HOLDING COMPANY GROUP

PART 1 - ORGANIZATIONAL CHART



Q12.2

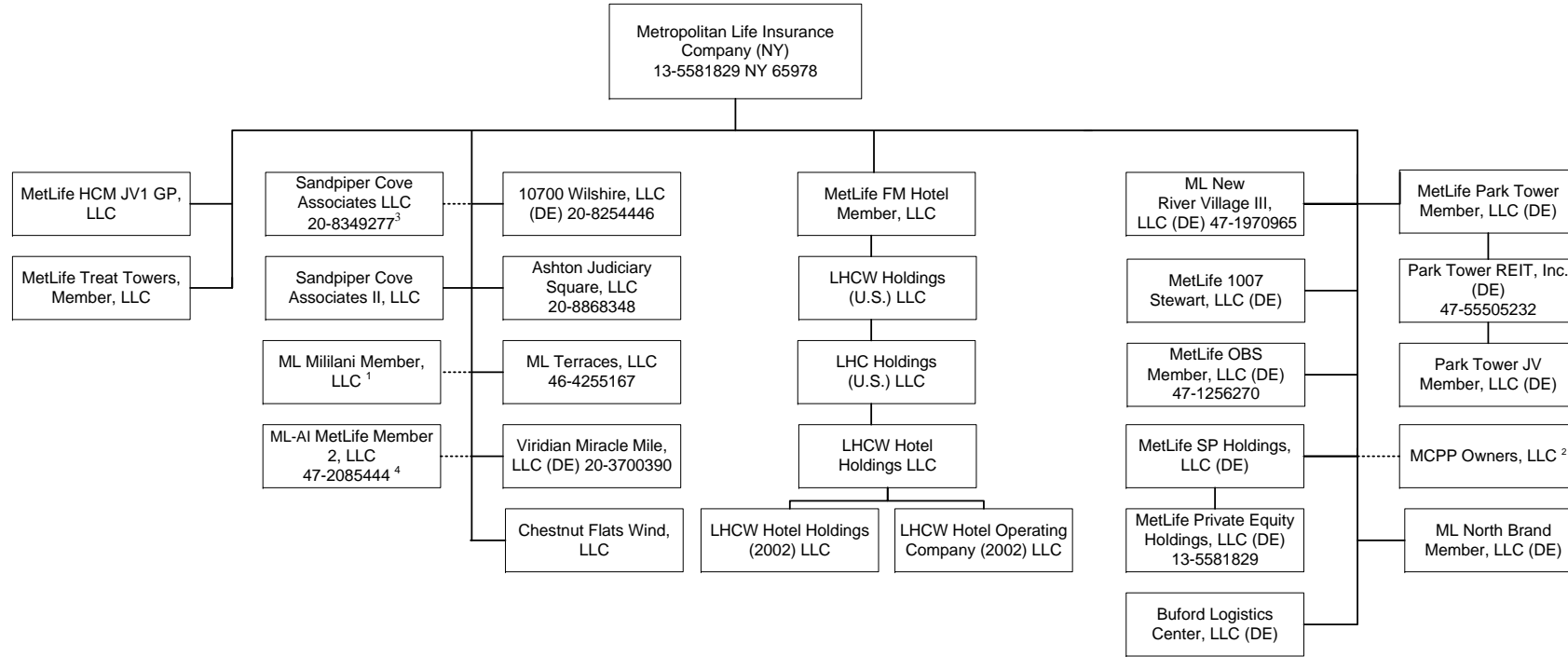
1 63.415% of MetLife CC Member, LLC is held by Metropolitan Life Insurance Company, 31.707% by MetLife Insurance Company USA and 4.878% by General American Life Insurance Company.
 2 96.9% of MetLife 1201 TAB Member, LLC is owned by Metropolitan Life Insurance Company and 3.10% is owned by Metropolitan Property and Casualty Insurance Company.
 3 69.23% of MetLife LHH Member, LLC is owned by Metropolitan Life Insurance Company, 19.78% is owned by MetLife Insurance Company USA and 10.99% is owned by New England Life Insurance Company.
 4 99.9% LP Interest of Tremont Partners, LP is owned by Metropolitan Life Insurance Company and .1% GP is owned by Ashton Southend GP, LLC.
 5 99.9% LP Interest of Riverway Residential, LP is owned by Metropolitan Life Insurance Company and .1% GP interest is owned by Metropolitan Tower Realty Company, Inc.
 6 99.9% LP interest of 10420 McKinley Partners, LP is owned by Metropolitan Life Insurance Company and .1% GP interest is owned by Metropolitan Tower Realty Company, Inc.
 7 73.0284% is owned by MLIC Asset Holdings II LLC and 26.9716% is owned by MLIC CB Holdings LLC.
 8 85% of MetLife THR Investors, LLC is owned by Metropolitan Life Insurance Company and 15% by MetLife Insurance Company USA.

9 99.9% LP interest of 1900 McKinley Properties, LP is owned by Metropolitan Life Insurance Company and 0.1% GP interest is owned by Metropolitan Tower Realty Company, Inc.
 10 78.6% of MetLife Camino Ramon Member, LLC is owned by Metropolitan Life Insurance Company and 21.4% by MetLife Insurance Company USA.
 11 MetLife 555 12th Member, LLC is owned at 69.4% by Metropolitan Life Insurance Company, 25.2% by MetLife Insurance Company USA and 5.4% by General American Life Insurance Company.
 12 99% LP interest of MetLife Mall Ventures Limited Partnership is owned by Metropolitan Life Insurance Company and 1% GP interest is owned by Metropolitan Tower Realty Company, Inc.
 13 54.129% of MetLife Cabo Hilton Member, LLC is owned by Metropolitan Life Insurance Company, 28.971% by MetLife Insurance Company USA and 16.9% by General American Life Insurance Company.
 14 83.675% of the membership interest is owned by Metropolitan Life Insurance Company, 11.524% by MetLife Insurance Company USA and 4.801% by Metropolitan Property and Casualty Insurance Company.
 15 75.12% of ML Southmore, LLC is owned by Metropolitan Life Insurance Company and 24.88% by MetLife Insurance Company USA.

SCHEDULE Y - INFORMATION CONCERNING ACTIVITIES OF INSURER MEMBERS OF A HOLDING COMPANY GROUP

PART 1 - ORGANIZATIONAL CHART

A-2



1 ML Mililani Member, LLC is owned at 70% by Metropolitan Life Insurance Company, 25% by MetLife Insurance Company USA and 5% by General American Life Insurance Company.

2 MCPPI Owners, LLC is owned at 60.42% by Metropolitan Life Insurance Company, 5.435% by MetLife Insurance Company USA, 0.603% by General American Life Insurance Company, 1.616% by Metropolitan Tower Life Insurance Company, 13.278% by MTL Leasing, LLC, and 18.641% by Daniel/MetLife Midtown Atlanta Master Limited Liability Company.

3 90.59% of the membership interest is owned by Metropolitan Life Insurance Company and 9.41% of the membership interest is owned by Metropolitan Tower Realty Company, Inc.

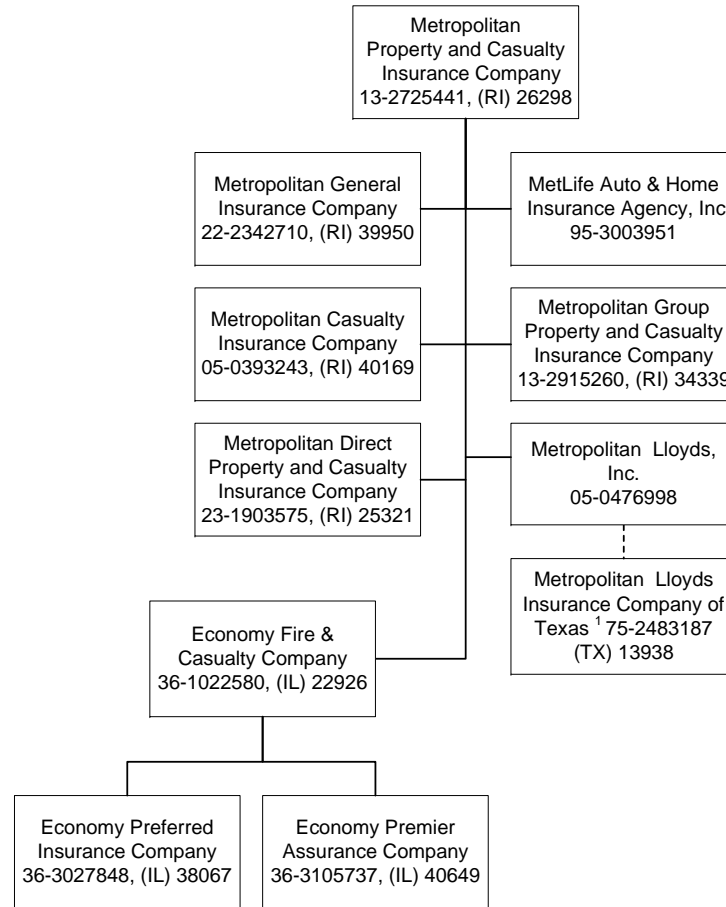
4 82% of ML-AI MetLife Member 2, LLC is owned by Metropolitan Life Insurance Company and 18% by MetLife Insurance Company USA.

Q12.3

SCHEDULE Y - INFORMATION CONCERNING ACTIVITIES OF INSURER MEMBERS OF A HOLDING COMPANY GROUP

PART 1 - ORGANIZATIONAL CHART

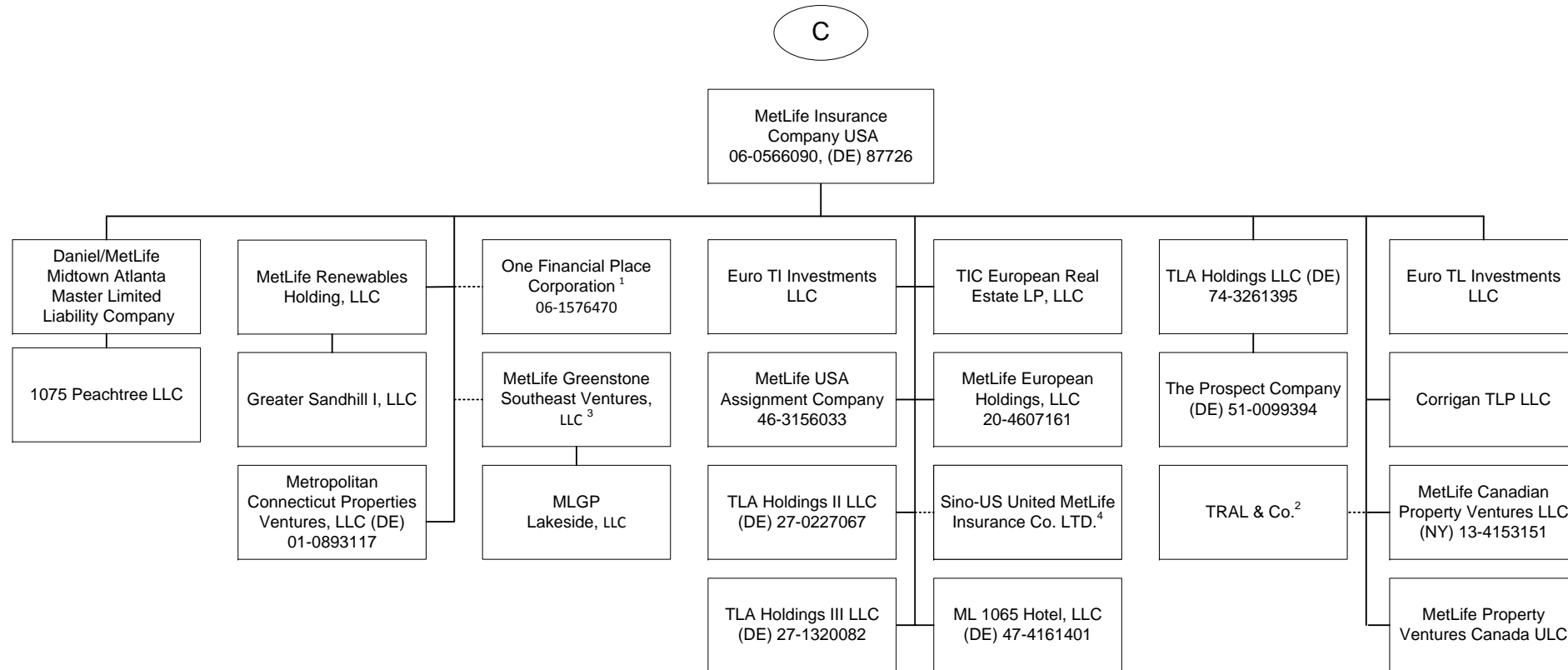
B



¹ Metropolitan Lloyds Insurance Company of Texas, an affiliated association, provides automobile, homeowner and related insurance for the Texas market. It is an association of individuals designated as underwriters. Metropolitan Lloyds, Inc., a subsidiary of Metropolitan Property and Casualty Insurance Company, serves as the attorney-in-fact and manages the association.

SCHEDULE Y - INFORMATION CONCERNING ACTIVITIES OF INSURER MEMBERS OF A HOLDING COMPANY GROUP

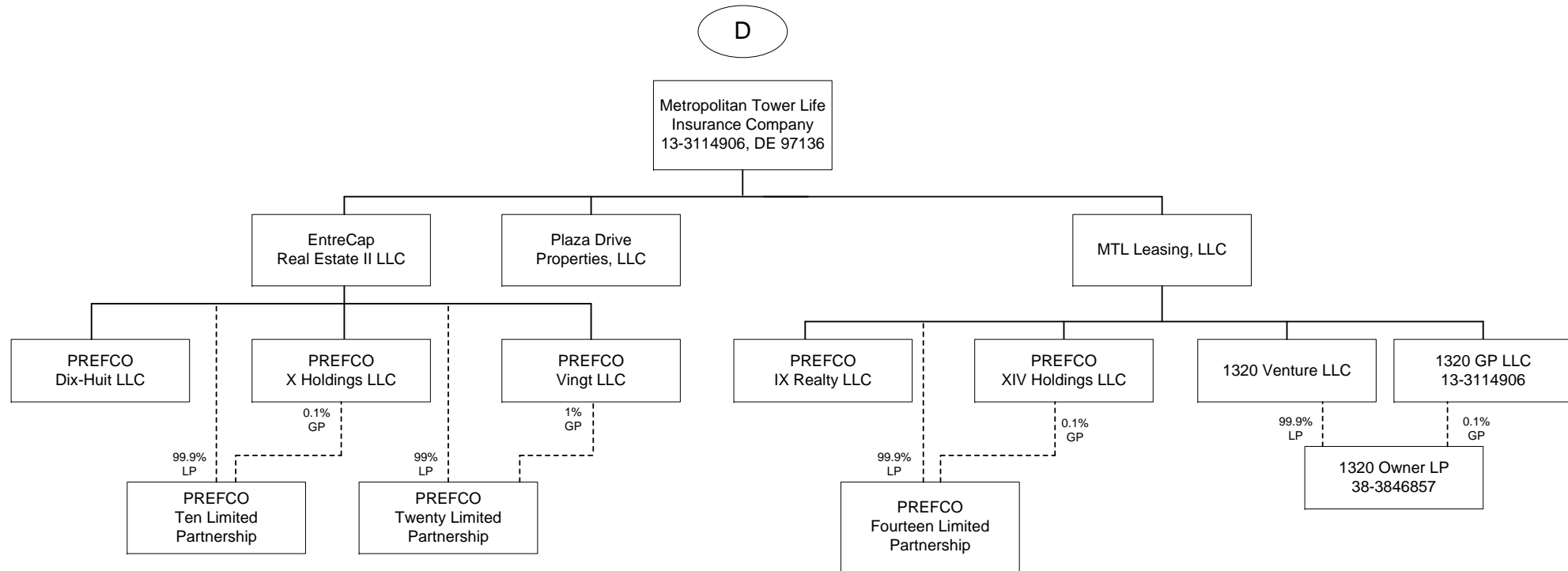
PART 1 - ORGANIZATIONAL CHART



1 100% is owned, in the aggregate, by MetLife Insurance Company USA.
 2 TRAL & Co. is a general partnership. Its partners are MetLife Insurance Company USA and Metropolitan Life Insurance Company.
 3 5% of MetLife Greenstone Southeast Ventures, LLC is owned by Metropolitan Connecticut Properties Ventures, LLC.
 4 Sino-US United MetLife Insurance Co. Ltd. is owned at 27.8% by MetLife Insurance Company USA, 22.2% by Metropolitan Life Insurance Company and 50% by a third party.

SCHEDULE Y - INFORMATION CONCERNING ACTIVITIES OF INSURER MEMBERS OF A HOLDING COMPANY GROUP

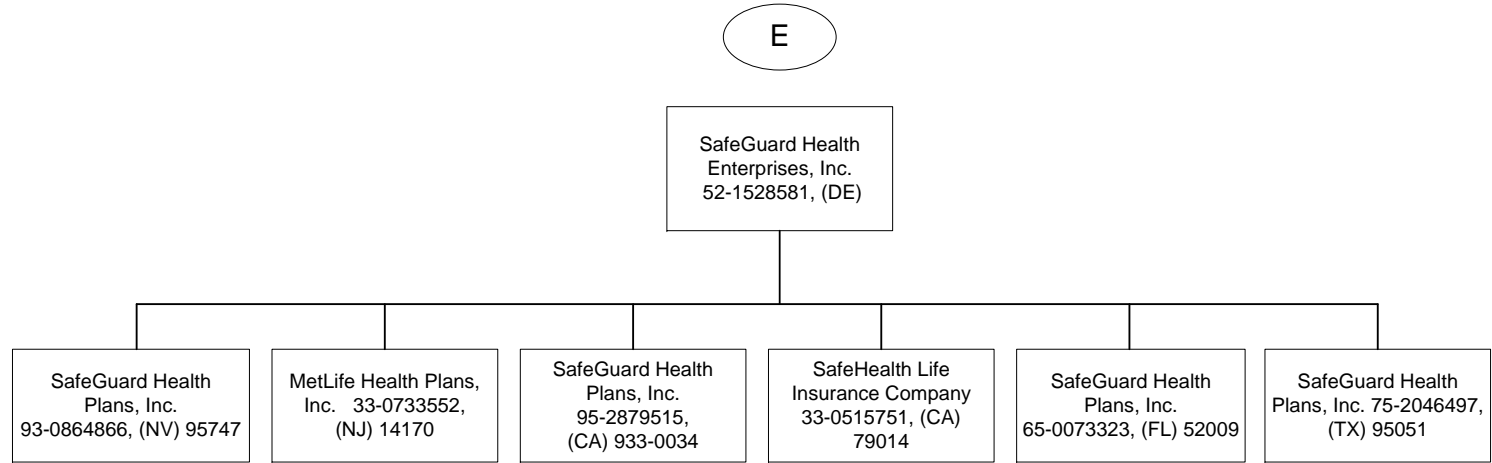
PART 1 - ORGANIZATIONAL CHART



Q12.6

SCHEDULE Y - INFORMATION CONCERNING ACTIVITIES OF INSURER MEMBERS OF A HOLDING COMPANY GROUP

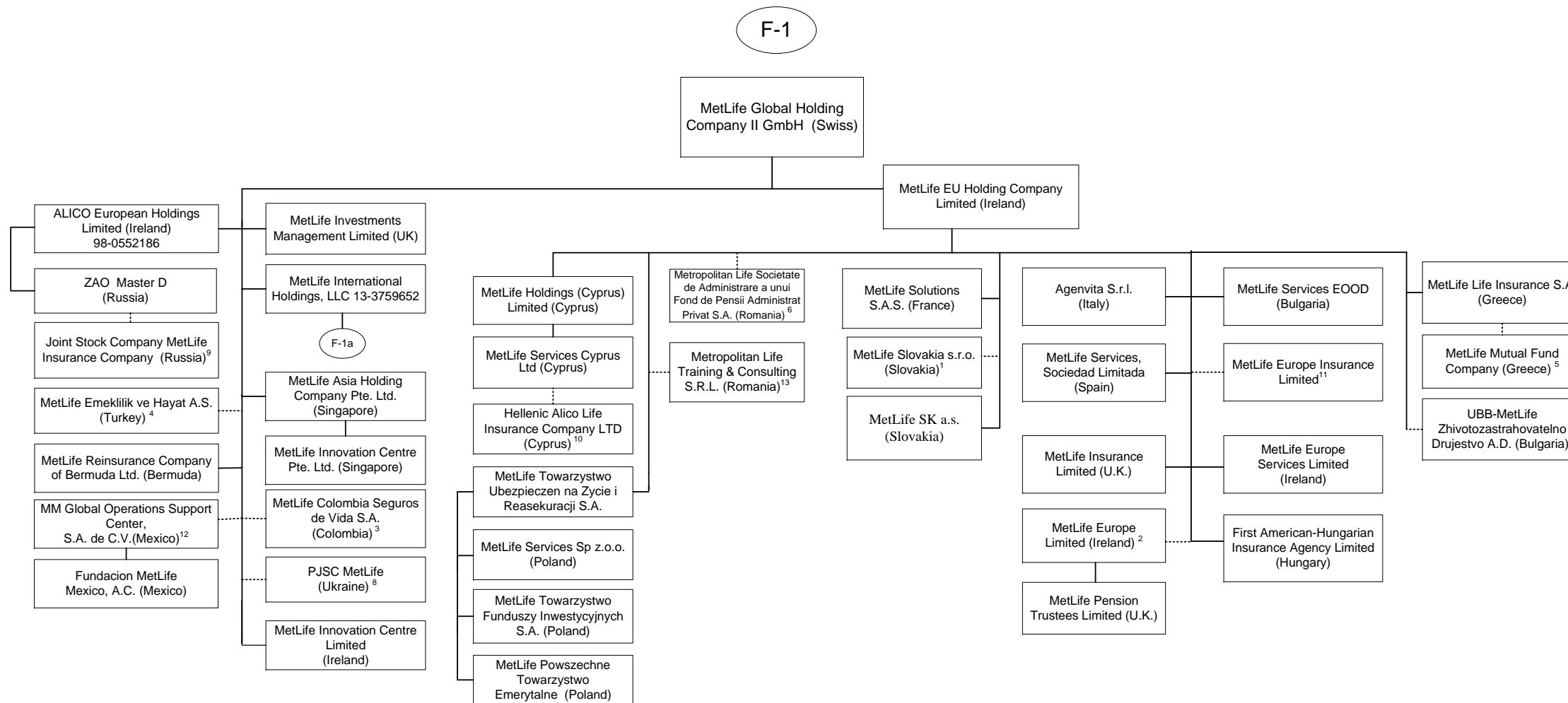
PART 1 - ORGANIZATIONAL CHART



SCHEDULE Y - INFORMATION CONCERNING ACTIVITIES OF INSURER MEMBERS OF A HOLDING COMPANY GROUP

PART 1 - ORGANIZATIONAL CHART

Q12.9

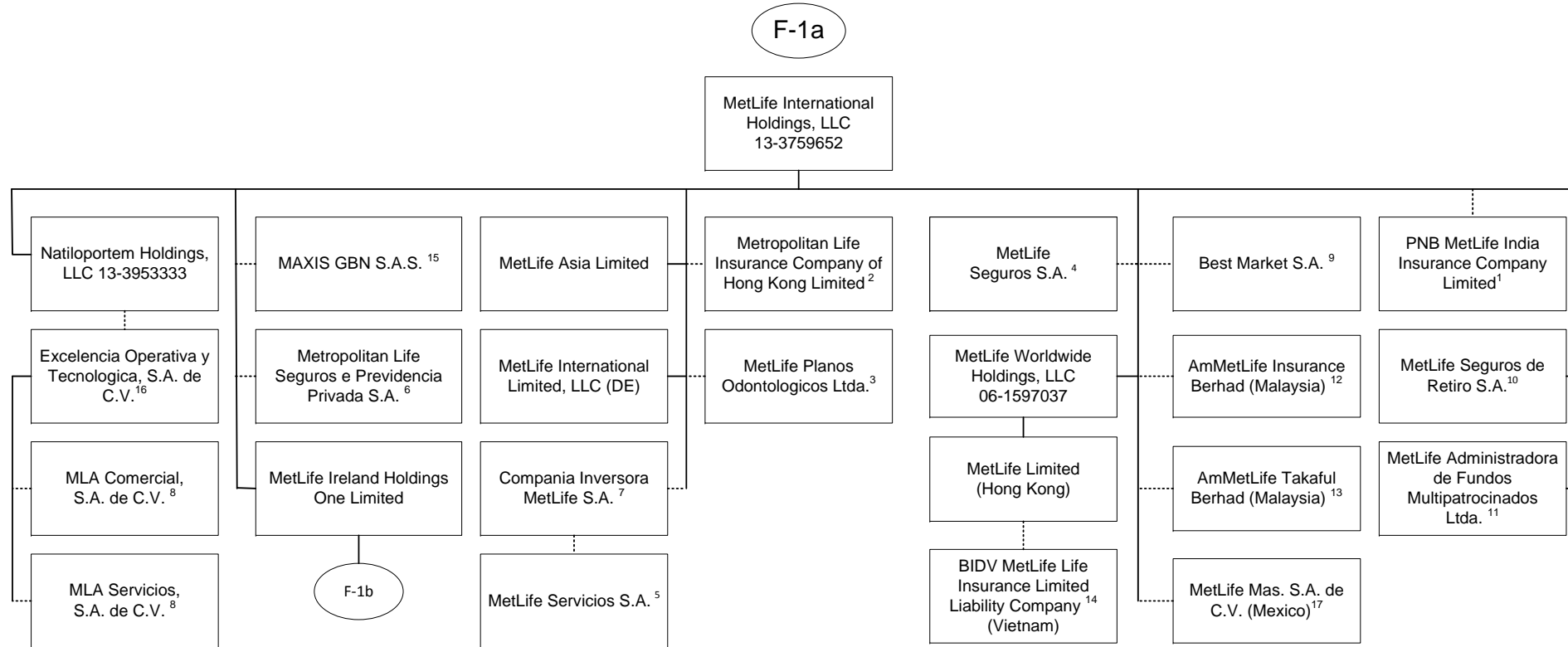


1 99.956% of MetLife Slovakia s.r.o. is owned by MetLife EU Holding Company Limited and 0.044% is owned by International Technical and Advisory Services Limited.
 2 American Life Insurance Company holds a 3.9967583% interest in this entity, MetLife Holding (Cyprus) Limited holds 0.0000228% interest in this entity, and International Technical and Advisory Services holds .0000913% interest in this entity.
 3 89.9999663% of MetLife Colombia Seguros de Vida S.A. is owned by MetLife Global Holding Company II GmbH, 10.0000295% is owned by MetLife Global Holding Company I GmbH, International Technical and Advisory Services Limited, Borderland Investments Limited, MetLife International Holdings, LLC and Natlioportem Holdings, LLC each owns 0.0000014%.
 4 99.98% of MetLife Emekliik ve Hayat A.S. is owned by MetLife Global Holding Company II GmbH (Swiss) and the remaining by third parties.
 5 90% of MetLife Mutual Fund Company is owned by MetLife Life Insurance S.A. and the remaining interest by a third party.
 6 99.9836% of Metropolitan Life Societate de Administrare a uni Fond de Pensii Administrat Privat S.A. is owned by MetLife EU Holding Company Limited and 0.0164% by MetLife Services Sp z.o.o.

7 40% of UBB-MetLife Zhivotozastrahovatelno Drujestvo AD is owned by MetLife EU Holding Company Limited and the remaining by third parties
 8 99.9988% of PJSC MetLife is owned by MetLife Global Holding Company II GmbH, .0006% is owned by International Technical and Advisory Services Limited and the remaining .0006% is owned by Borderland Investments Limited.
 9 ZAO Master D owns 51% of Joint Stock Company MetLife Insurance Company and MetLife Global Holding Company II GmbH owns the other 49%.
 10 27.5% of Hellenic Alico Life Insurance Company Ltd. is owned by MetLife Services Cyprus Ltd (Cyprus) and the remaining by a third party.
 11 MetLife Europe Insurance Limited is held by MetLife EU Holding Company Limited at 93% and the remaining 7% is held by American Life Insurance Company.
 12 99.999509% of MM Global Operations Support Center S.A. de C.V. (Mexico) is held by MetLife Global Holding Company II GmbH (Swiss) and 0.000491% is held by MetLife Global Holding Company I GmbH (Swiss).
 13 99.99% of Metropolitan Life Training & Consulting S.R.L. is owned by MetLife EU Holding Company limited and the remaining 0.01% is owned by MetLife Global Holding Company II GmbH.

SCHEDULE Y - INFORMATION CONCERNING ACTIVITIES OF INSURER MEMBERS OF A HOLDING COMPANY GROUP

PART 1 - ORGANIZATIONAL CHART

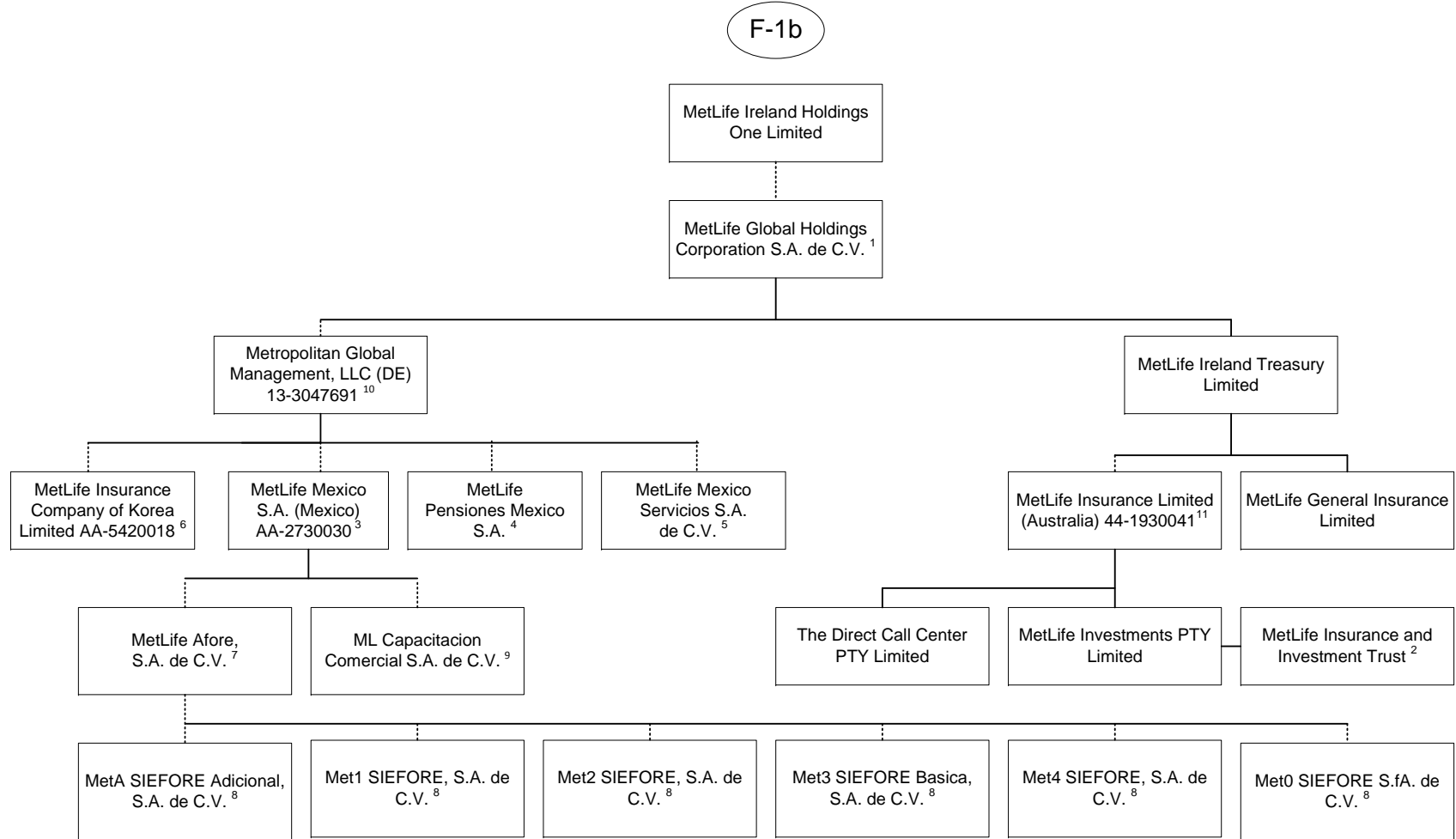


Q12.10

1 26% is owned by MetLife International Holdings, LLC and 74% is owned by third parties.
 2 99.99935% is owned by MetLife International Holdings, LLC and 0.00065% is owned by Natiloportem Holdings, LLC.
 3 99.999% is owned by MetLife International Holdings, LLC and .001% is owned by Natiloportem Holdings, LLC.
 4 95.5242% is owned by MetLife International Holdings, LLC and 2.6753% is owned by Natiloportem Holdings, LLC, and 1.8005% is owned by International Technical and Advisory Services Limited.
 5 18.87% of the shares of MetLife Servicios S.A. are held by Compania Inversora MetLife S.A., 79.88% is owned by MetLife Seguros S.A., .99% is held by Natiloportem Holdings, LLC and .26% is held by MetLife Seguros de Retiro S.A.
 6 66.662% is owned by MetLife International Holdings, LLC, 33.337% is owned by MetLife Worldwide Holdings, LLC and 0.001% is owned by Natiloportem Holdings, LLC.
 7 95.46% is owned by MetLife International Holdings, LLC and 4.54% is owned by Natiloportem Holdings, LLC.
 8 99% is owned by Excelencia Operativa y Tecnologica, S.A. de C.V. and 1% is owned by MetLife Mexico Servicios S.A. de C.V.
 9 5% of the shares are held by Natiloportem Holdings, LLC and 95% is owned by MetLife International Holdings, LLC.
 10 96.8897% is owned by MetLife International Holdings, LLC, 3.1102% is owned by Natiloportem Holdings, and .0001% is owned by International Technical and Advisory Services Limited.
 11 99.99998% of MetLife Administradora de Fondos Multipatrocinos Ltda. is owned by MetLife International Holdings, LLC and .00002% by Natiloportem Holdings, LLC.
 12 50.000001% of AmMetLife Insurance Berhad is owned by MetLife International Holdings, LLC and the remainder by a third party.
 13 49.999999% of AmMetLife Takaful Berhad is owned by MetLife International Holdings, LLC and the remainder by a third party.
 14 60% of BIDV MetLife Life Insurance Limited Liability Company is held by MetLife Limited (Hong Kong) and the remainder by third parties.
 15 50% of MAXIS GBN S.A.S. is held by MetLife International Holdings, LLC and the remainder by third parties.
 16 99% of Excelencia Operativa y Tecnologica, S.A. de C.V. is held by Natiloportem Holdings, LLC and 1% by MetLife Mexico Servicios S.A. de C.V.
 17 99.99964399% MetLife Mas, SA de CV is owned by MetLife International Holdings, LLC and .00035601% is owned by International Technical and Advisory Services Limited.

SCHEDULE Y - INFORMATION CONCERNING ACTIVITIES OF INSURER MEMBERS OF A HOLDING COMPANY GROUP

PART 1 - ORGANIZATIONAL CHART

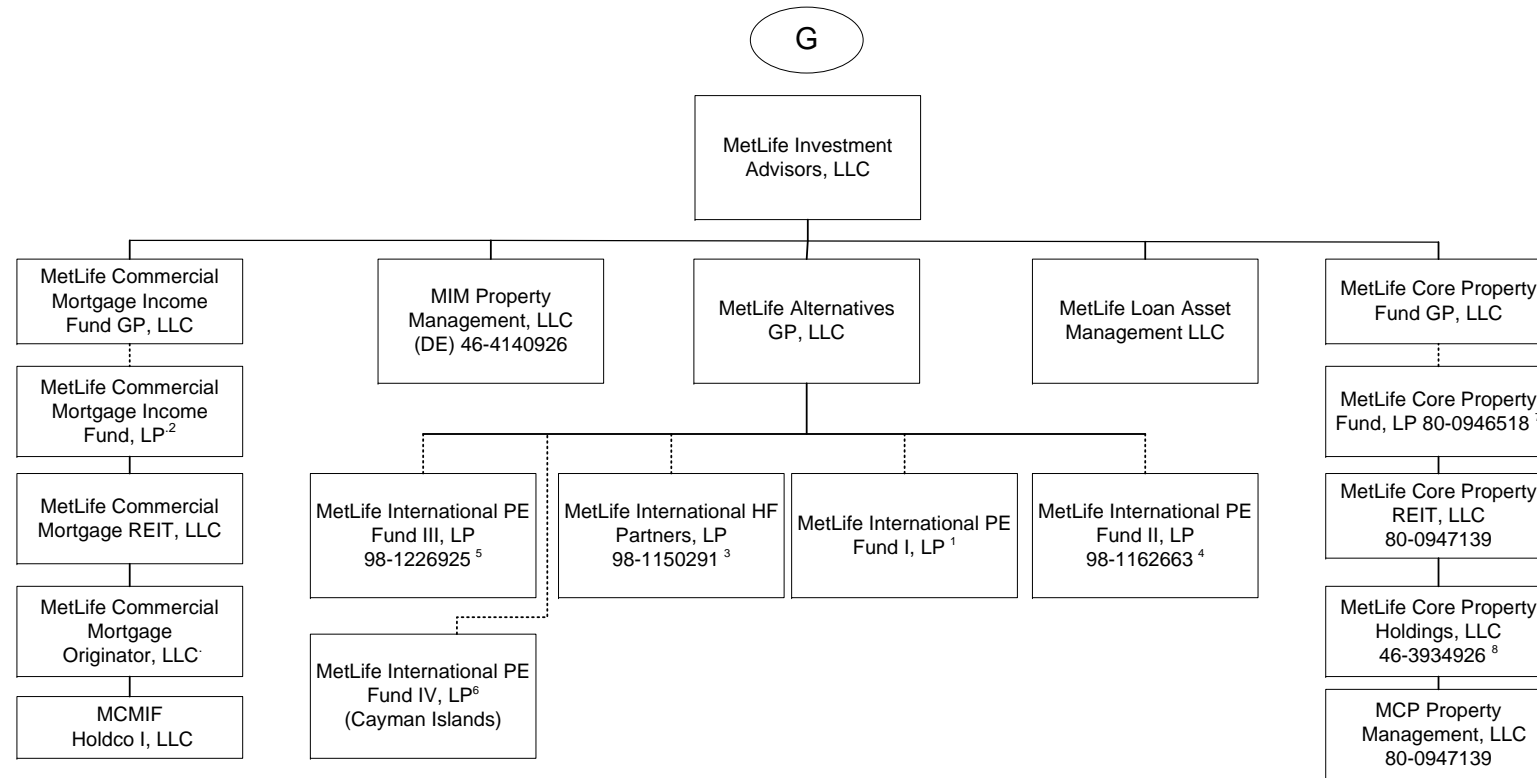


1 98.9% is owned by MetLife Ireland Holdings One Limited and 1.1% is owned by MetLife International Limited, LLC.
 2 MetLife Insurance and Investment Trust is a trust vehicle, the trustee of which is MetLife Investments PTY Limited ("MIPL"). MIPL is a wholly owned subsidiary of MetLife Insurance Limited.
 3 99.050271% is owned by Metropolitan Global Management, LLC and .949729% is owned by MetLife International Holdings, LLC.
 4 97.5125% is owned by Metropolitan Global Management, LLC and 2.4875% is owned by MetLife International Holdings, LLC.
 5 98% is owned by Metropolitan Global Management, LLC and 2% is owned by MetLife International Holdings, LLC.
 6 14.64% is owned by MetLife Mexico, S.A. and 85.36% is owned by Metropolitan Global Management, LLC.

7 99.99% is owned by MetLife Mexico S.A. (Mexico) and .01% is owned by MetLife Pensiones S.A.
 8 99.99% is owned by MetLife Afore, S.A. de C.V. and .01% is owned by MetLife Mexico S.A. (Mexico).
 9 99% is owned by MetLife Mexico S.A. and 1% is owned by MetLife Mexico Servicios, S.A. de C.V.
 10 99.7% is owned by MetLife Global Holdings Corporation S.A. de C.V. and 0.3% is owned by MetLife International Holdings, LLC.
 11 91.16468% of MetLife Insurance Limited (Australia) is owned by MetLife Ireland Treasury Limited and 8.83532% by MetLife Global Holdings Corp. S.A. de C.V.

SCHEDULE Y - INFORMATION CONCERNING ACTIVITIES OF INSURER MEMBERS OF A HOLDING COMPANY GROUP

PART 1 - ORGANIZATIONAL CHART



1 92.593% of the Limited partnership interests of this entity is owned by MetLife Insurance K.K, 4.115% is owned by MetLife Mexico S.A., 2.716% by MetLife Limited (Hong Kong) and the remaining 0.576% is owned by Metropolitan Life Insurance Company of Hong Kong Limited.

2 MetLife Commercial Mortgage Income Fund GP, LLC is the general partner of MetLife Commercial Mortgage Income Fund, LP (the "Fund"). A majority of the limited partnership interests in the Fund are held by third parties. The following affiliates hold a minority share of the limited partnership interests in the Fund: Metropolitan Life Insurance Company owns 28.87%, MetLife Insurance Company USA owns 9.62%, MetLife Insurance Co. of Korea, Limited owns 5.71%, MetLife Limited owns 3.64%, and Metropolitan Life Insurance Company of Hong Kong Limited owns .77%.

3 88.22% of the Limited partnership interests of this entity is owned by MetLife Insurance K.K (Japan), 9.47% is owned by MetLife Insurance Company of Korea Limited, 2.29% is owned by MetLife Limited (Hong Kong) and 0.02% is owned by MetLife Alternatives, GP.

4 94.54% of the limited partnership interest of MetLife International PE Fund II, LP is owned by MetLife Insurance K.K. (Japan), 2.77% is owned by MetLife Limited (Hong Kong), 2.1% is owned by MetLife Mexico, S.A. and 0.59% is owned by Metropolitan Life Insurance Company Hong Kong Limited.

5 88.93% of the limited partnership interest of MetLife International PE Fund III, LP is owned by MetLife Insurance K.K. (Japan), 7.91% is owned by MetLife Insurance Company of Korea Limited, 2.61% is owned by MetLife Limited (Hong Kong) and 0.55% is owned by Metropolitan Life Insurance Company Hong Kong Limited.

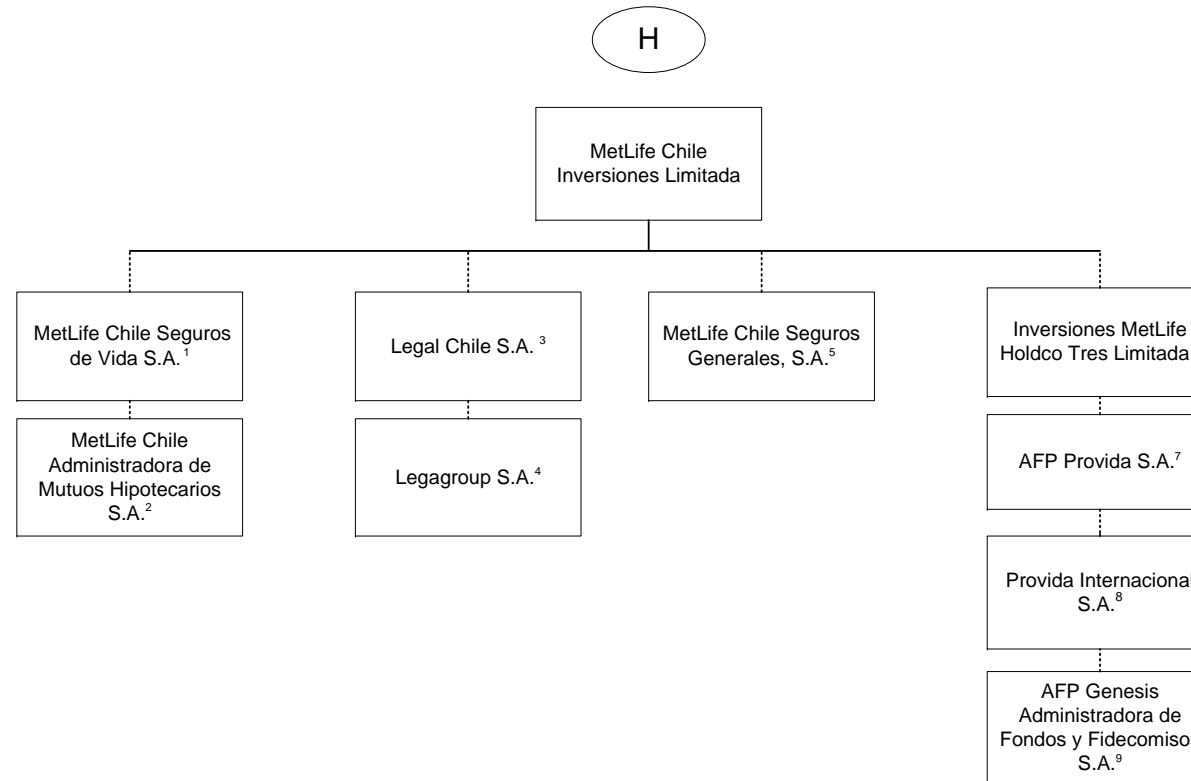
6 94.70% of the limited partnership interests of MetLife International PE Fund IV, LP is owned by MetLife Insurance K.K, 3.79% is owned by MetLife Insurance Company of Korea Limited, 1.51% is owned by MetLife Limited (Hong Kong).

7 MetLife Core Property Fund GP, LLC is the general partner of MetLife Core Property Fund, LP (the "Fund"). A substantial majority of the limited partnership interests in the Fund are held by third parties. The following affiliates hold a minority share of the limited partnership interests in the Fund: Metropolitan Life Insurance Company owns 20.06%, Metropolitan Life insurance Company (on behalf of Separate Account 746) owns 3.24%, MetLife Insurance Company of Korea Limited owns 2.91%, General American Life Insurance Company owns 0.07% and MetLife Insurance Company USA owns 0.14%.

8 MetLife Core Property Holdings, LLC holds the following single-property limited liability companies: MCP 7 Riverway, LLC, MCP SoCal Industry- Redondo, LLC, MCP SoCal Industrial-Bernardo, LLC, MCP SoCal IndustrialCanyon, LLC, MCP SoCal Industrial-Anaheim, LLC, MCP SoCal Industrial-LAX, LLC, MCP SoCal Industrial-Fullerton, LLC, MCP SoCal Industrial-Ontario, LLC, MCP SoCal Industrial-Loker, LLC, MCP Paragon Point, LLC, MCP 4600 South Syracuse, LLC, MCP The Palms Doral, LLC, MCP Waterford Atrium, LLC, MCP EnV Chicago, LLC, MCP 100 Congress, LLC, MCP 1900 McKinney, LLC, MCP 550 West Washington, LLC, MCP Main Street Village, LLC, MCP Lodge At Lakecrest, LLC, MCP Ashton South End, LLC, MCP 3040 Post Oak, LLC, MCP Plaza at Legacy, LLC, MCP VOA Holdings, LLC, MCP VOA I& III, LLC, MCP VOA II, LLC, MPC 9020 Murphy Road, LLC, MCP Trimble Campus, LLC, MCP Highland Park Lender, LLC, MCP Property Management, LLC, MCP One Westside, LLC, MCP SoCal Industrial Springdale, LLC, MCP SoCal Industrial Concourse, LLC, MCP SoCal Industrial Kellwood, LLC, MCP Denver Pavilions Member, LLC., MCP Acquisition, LLC, MCP Buford Logistics Center 2 Member LLC, MCP DMCBP Phase II Member LLC, MCP 60th 11th Street Member, LLC, MCP Magnolia Park Member, LLC, MCP Fife Enterprise Member, LLC, MCP Alley 24 East, LLC, MCP Northyards Holdco, LLC, MCP Northyards Owner, LLC, MCP Northyards Master Lessee, LLC, 60 11th Street, LLC, Magnolia Park Greenville Venture, LLC, Denver Pavilions Venture, LLC, Magnolia Park Greenville, LLC, Denver Pavilions OwnerCo, LLC, and MetLife Core Property TRS, LLC.

SCHEDULE Y - INFORMATION CONCERNING ACTIVITIES OF INSURER MEMBERS OF A HOLDING COMPANY GROUP

PART 1 - ORGANIZATIONAL CHART



1 99.997% is held by MetLife Chile Inversiones Limitada and .003% by International Technical and Advisory Services Limited.
 2 99.9% is held by MetLife Chile Seguros de Vida S.A. and 0.1% by MetLife Chile Inversiones Limitada.
 3 51% of Legal Chile S.A. is owned by MetLife Chile Inversiones Limitada and the remainder by a third party.
 4 99% of Legagroup S.A. is owned by Legal Chile S.A. and the remainder by a third party.
 5 99.98% of MetLife Chile Seguros Generales, S.A. is owned by MetLife Chile Inversiones Limitada and 0.02% by Inversiones MetLife Holdco Dos Limitada.

6 97.13% of Inversiones MetLife Holdco Tres Limitada is owned by MetLife Chile Inversiones Limitada and 2.87% is owned by Inversiones MetLife Holdco Dos Limitada.
 7 42.3815% of AFP Provida S.A. is owned by Inversiones MetLife Holdco Dos Limitada, 42.3815% owned by Inversiones MetLife Holdco Tres Limitada and 10.9224% by MetLife Chile Inversiones Limitada and the remainder is owned by the public
 8 99.99% of Provida Internacional S.A. is owned by AFP Provida S.A. and .01% by MetLife Chile Inversiones Limitada.
 9 99.9% of AFP Genesis Administradora de Fondos y Fidecomisos S.A. is owned by Provida Internacional S.A. and 0.1% by Inversiones Previsionales S.A.

SCHEDULE Y - INFORMATION CONCERNING ACTIVITIES OF INSURER MEMBERS OF A HOLDING COMPANY GROUP

PART 1 - ORGANIZATIONAL CHART

- 1) The voting securities (excluding directors' qualifying shares, if any) of each subsidiary shown on the organizational chart are 100% owned by their respective parent corporation, unless otherwise indicated.
- 2) The Metropolitan Money Market Pool and MetLife Intermediate Income Pool are pass-through investments pools, of which Metropolitan Life Insurance Company and/or its subsidiaries and/or affiliates are general partners.
- 3) The MetLife, Inc. organizational chart does not include real estate joint ventures and partnerships of which MetLife, Inc. and/or its subsidiaries is an investment partner. In addition, certain inactive subsidiaries have also been omitted.
- 4) MetLife Services EEIG is a cost-sharing mechanism used in European Union for European Union-affiliated members.

SCHEDULE Y

PART 1A - DETAIL OF INSURANCE HOLDING COMPANY SYSTEM

1	2	3	4	5	6	7	8	9	10	11	12	13	14	15
Group Code	Group Name	NAIC Company Code	ID Number	Federal RSSD	CIK	Name of Securities Exchange if Public Traded (U.S. or International)	Name of Parent, Subsidiaries or Affiliates	Domiciliary Location	Relationship to Reporting Entity	Directly Controlled by (Name of Entity/Person)	Type of Control (Ownership, Board, Management, Attorney-in-Fact, Influence, Other)	If Control is Ownership Provide Percentage	Ultimate Controlling Entity(ies)/Person(s)	*
Members														
0241	MetLife	00000	13-4075851	2945824	1099219	NYSE, ISE	MetLife, Inc.	DE	UIP	Board of Directors	Board of Directors		Board of Directors	
0241	MetLife	65978	13-5581829	1583845	937834	ISE	Metropolitan Life Insurance Company	NY	UDP	MetLife, Inc.	Ownership	100.000	MetLife, Inc.	
0241	MetLife	00000	20-2985998				500 Grant Street GP, LLC	DE	NIA	Metropolitan Life Insurance Company	Ownership	100.000	MetLife, Inc.	
0241	MetLife	00000					500 Grant Street Associates Limited Partnership	CT	NIA	Metropolitan Life Insurance Company	Ownership	99.000	MetLife, Inc.	
0241	MetLife	00000					500 Grant Street Associates Limited Partnership	CT	NIA	500 Grant Street GP LLC	Ownership	1.000	MetLife, Inc.	
0241	MetLife	00000	22-3140349				MetLife Retirement Services LLC	NJ	NIA	Metropolitan Life Insurance Company	Ownership	100.000	MetLife, Inc.	
0241	MetLife	00000	13-2862391				MetLife Associates, LLC	DE	NIA	MetLife Retirement Services LLC	Ownership	100.000	MetLife, Inc.	
0241	MetLife	00000					MLIC CB Holdings LLC	DE	NIA	Metropolitan Life Insurance Company	Ownership	100.000	MetLife, Inc.	
0241	MetLife	00000					HPZ Assets LLC	DE	NIA	Metropolitan Life Insurance Company	Ownership	100.000	MetLife, Inc.	
0241	MetLife	00000					Alternative Fuel I, LLC	DE	NIA	Metropolitan Life Insurance Company	Ownership	100.000	MetLife, Inc.	
0241	MetLife	00000	46-0800386				CC Holdco Manager, LLC	DE	NIA	Metropolitan Life Insurance Company	Ownership	100.000	MetLife, Inc.	
0241	MetLife	00000	13-5581829				MetLife Private Equity Holdings, LLC	DE	NIA	MetLife SP Holdings, LLC	Ownership	100.000	MetLife, Inc.	
0241	MetLife	00000					Euro CL Investments LLC	DE	NIA	Metropolitan Life Insurance Company	Ownership	100.000	MetLife, Inc.	
0241	MetLife	00000					The Building at 575 Fifth Avenue Mezzanine LLC	DE	NIA	Metropolitan Life Insurance Company	Ownership	100.000	MetLife, Inc.	
0241	MetLife	00000					The Building at 575 Fifth Retail Holding LLC	DE	NIA	The Building at 575 Fifth Avenue Mezzanine LLC	Ownership	100.000	MetLife, Inc.	
0241	MetLife	00000					The Building at 575 Fifth Retail Owner LLC	DE	NIA	The Building at 575 Fifth Retail Holding LLC	Ownership	100.000	MetLife, Inc.	
0241	MetLife	00000	20-8254446				10700 Wilshire, LLC	DE	NIA	Metropolitan Life Insurance Company	Ownership	100.000	MetLife, Inc.	
0241	MetLife	00000					Sandpiper Cove Associates II, LLC	DE	NIA	Metropolitan Life Insurance Company	Ownership	100.000	MetLife, Inc.	
0241	MetLife	00000					ML Mililani Member, LLC	DE	NIA	Metropolitan Life Insurance Company	Ownership	70.000	MetLife, Inc.	
0241	MetLife	00000					ML Mililani Member, LLC	DE	NIA	MetLife Insurance Company USA	Ownership	25.000	MetLife, Inc.	
0241	MetLife	00000					ML Mililani Member, LLC	DE	NIA	General American Life Insurance Company	Ownership	5.000	MetLife, Inc.	
0241	MetLife	00000					ML North Brand Member	DE	NIA	Metropolitan Life Insurance Company	Ownership	100.000	MetLife, Inc.	
0241	MetLife	00000	47-5228317				MCPPI Owners, LLC	DE	NIA	Metropolitan Life Insurance Company	Ownership	60.427	MetLife, Inc.	
0241	MetLife	00000	47-5228317				MCPPI Owners, LLC	DE	NIA	MetLife Insurance Company USA	Ownership	5.435	MetLife, Inc.	
0241	MetLife	00000	47-5228317				MCPPI Owners, LLC	DE	NIA	General American Life Insurance Company	Ownership	0.603	MetLife, Inc.	
0241	MetLife	00000	47-5228317				MCPPI Owners, LLC	DE	NIA	Metropolitan Tower Life Insurance Company	Ownership	1.616	MetLife, Inc.	
0241	MetLife	00000	47-5228317				MCPPI Owners, LLC	DE	NIA	MTL Leasing, LLC	Ownership	13.278	MetLife, Inc.	
0241	MetLife	00000	47-5228317				MCPPI Owners, LLC	DE	NIA	Daniel/MetLife Midtown Limited Liability Company	Ownership	18.641	MetLife, Inc.	
0241	MetLife	00000	20-3700390				Viridian Miracle Mile, LLC	DE	NIA	Metropolitan Life Insurance Company	Ownership	100.000	MetLife, Inc.	
0241	MetLife	00000	98-1107266				MetLife Canada Solar ULC	CAN	NIA	MetLife Capital, Limited Partnership	Ownership	100.000	MetLife, Inc.	

013

SCHEDULE Y

PART 1A - DETAIL OF INSURANCE HOLDING COMPANY SYSTEM

1	2	3	4	5	6	7	8	9	10	11	12	13	14	15
Group Code	Group Name	NAIC Company Code	ID Number	Federal RSSD	CIK	Name of Securities Exchange if Public Traded (U.S. or International)	Name of Parent, Subsidiaries or Affiliates	Domiciliary Location	Relationship to Reporting Entity	Directly Controlled by (Name of Entity/Person)	Type of Control (Ownership, Board, Management, Attorney-in-Fact, Influence, Other)	If Control is Ownership Provide Percentage	Ultimate Controlling Entity(ies)/Person(s)	*
0241	MetLife	00000		4275534			MetLife Investments Asia Limited (Hong Kong)	HKG	NIA	Metropolitan Life Insurance Company	Ownership	100.000	MetLife, Inc.	
0241	MetLife	00000		4254427			MetLife Investments Limited (UK)	GBR	NIA	Metropolitan Life Insurance Company	Ownership	99.000	MetLife, Inc.	
0241	MetLife	00000		4254427			MetLife Investments Limited (UK)	GBR	NIA	23rd Street Investments, Inc.	Ownership	1.000	MetLife, Inc.	
0241	MetLife	00000		4254445			MetLife Latin America Asesorias e Inversiones Limitada (Chile)	CHL	NIA	Metropolitan Life Insurance Company	Ownership	99.990	MetLife, Inc.	
0241	MetLife	00000		4254445			MetLife Latin America Asesorias e Inversiones Limitada (Chile)	CHL	NIA	23rd Street Investments, Inc.	Ownership	0.010	MetLife, Inc.	
0241	MetLife	00000	86-1176467				MEX DF Properties, LLC	DE	NIA	Metropolitan Life Insurance Company	Ownership	100.000	MetLife, Inc.	
0241	MetLife	00000					LAR Vivienda XVII, S. de. R. L. de C.V.	MEX	NIA	MEX DF Properties, LLC	Ownership	99.990	MetLife, Inc.	
0241	MetLife	00000					LAR Vivienda XVII, S. de. R. L. de C.V.	MEX	NIA	Euro CL Investments LLC	Ownership	0.010	MetLife, Inc.	
0241	MetLife	00000	55-0891973				Corporate Real Estate Holdings, LLC	DE	NIA	Metropolitan Life Insurance Company	Ownership	100.000	MetLife, Inc.	
0241	MetLife	00000					WFP 1000 Holding Company GP, LLC	DE	NIA	Metropolitan Life Insurance Company	Ownership	100.000	MetLife, Inc.	
0241	MetLife	00000					MSV Irvine Property, LLC	DE	NIA	Metropolitan Life Insurance Company	Ownership	96.000	MetLife, Inc.	
0241	MetLife	00000					MSV Irvine Property, LLC	DE	NIA	Metropolitan Tower Realty Company, Inc.	Ownership	4.000	MetLife, Inc.	
0241	MetLife	00000	98-0445386	4254696			Ten Park SPC	CYM	NIA	Metropolitan Life Insurance Company	Ownership	99.000	MetLife, Inc.	
0241	MetLife	00000	98-0445386	4254696			Ten Park SPC	CYM	NIA	23rd Street Investments, Inc.	Ownership	1.000	MetLife, Inc.	
0241	MetLife	00000	13-3619870				23rd Street Investments, Inc.	DE	NIA	Metropolitan Life Insurance Company	Ownership	100.000	MetLife, Inc.	
0241	MetLife	00000	06-1193029				MetLife Capital Credit L.P.	DE	NIA	Metropolitan Life Insurance Company	Ownership	99.000	MetLife, Inc.	
0241	MetLife	00000	06-1193029				MetLife Capital Credit L.P.	DE	NIA	23rd Street Investments, Inc.	Ownership	1.000	MetLife, Inc.	
0241	MetLife	00000	91-1273824				MetLife Capital, Limited Partnership	DE	NIA	Metropolitan Life Insurance Company	Ownership	99.000	MetLife, Inc.	
0241	MetLife	00000	91-1273824				MetLife Capital, Limited Partnership	DE	NIA	23rd Street Investments, Inc.	Ownership	1.000	MetLife, Inc.	
0241	MetLife	00000					Long Island Solar Farm, LLC	DE	NIA	MetLife Renewables Holding, LLC	Ownership	9.610	MetLife, Inc.	
0241	MetLife	00000					Long Island Solar Farm, LLC	DE	NIA	MetLife Capital, Limited Partnership	Ownership	90.390	MetLife, Inc.	
0241	MetLife	00000	43-1822723	4275507			Missouri Reinsurance, Inc.	CYM	IA	Metropolitan Life Insurance Company	Ownership	100.000	MetLife, Inc.	
0241	MetLife	00000	13-3237278				MetLife Holdings, Inc.	DE	NIA	Metropolitan Life Insurance Company	Ownership	100.000	MetLife, Inc.	
0241	MetLife	00000	13-3237275				MetLife Credit Corp.	DE	NIA	MetLife Holdings, Inc. (DE)	Ownership	100.000	MetLife, Inc.	
0241	MetLife	00000	13-3237277				MetLife Funding, Inc.	DE	NIA	MetLife Holdings, Inc. (DE)	Ownership	100.000	MetLife, Inc.	
0241	MetLife	00000					85 Broad Street Mezzanine LLC	DE	NIA	Metropolitan Life Insurance Company	Ownership	100.000	MetLife, Inc.	
0241	MetLife	00000	46-5563450				Buford Logistics Center, LLC	DE	NIA	Metropolitan Life Insurance Company	Ownership	100.000	MetLife, Inc.	
0241	MetLife	00000					MetLife Park Tower Member, LLC	DE	NIA	Metropolitan Life Insurance Company	Ownership	100.000	MetLife, Inc.	
0241	MetLife	00000	47-5505232				Park Tower REIT, Inc.	DE	NIA	MetLife Park Tower Member, LLC	Ownership	100.000	MetLife, Inc.	
0241	MetLife	00000					Park Tower JV Member, LLC	DE	NIA	Park Tower REIT, Inc.	Ownership	100.000	MetLife, Inc.	
0241	MetLife	00000	13-3170235				Metropolitan Tower Realty Company, Inc.	DE	NIA	Metropolitan Life Insurance Company	Ownership	100.000	MetLife, Inc.	
0241	MetLife	00000	01-0855028				Midtown Heights, LLC	DE	NIA	Metropolitan Tower Realty Company, Inc.	Ownership	100.000	MetLife, Inc.	
0241	MetLife	00000	95-4656835				Headland-Pacific Palisades, LLC	CA	NIA	Metropolitan Life Insurance Company	Ownership	100.000	MetLife, Inc.	
0241	MetLife	00000	95-4146440				Headland Properties Associates	CA	NIA	Metropolitan Life Insurance Company	Ownership	99.000	MetLife, Inc.	

Q13.1

SCHEDULE Y

PART 1A - DETAIL OF INSURANCE HOLDING COMPANY SYSTEM

1	2	3	4	5	6	7	8	9	10	11	12	13	14	15
Group Code	Group Name	NAIC Company Code	ID Number	Federal RSSD	CIK	Name of Securities Exchange if Public Traded (U.S. or International)	Name of Parent, Subsidiaries or Affiliates	Domiciliary Location	Relationship to Reporting Entity	Directly Controlled by (Name of Entity/Person)	Type of Control (Ownership, Board, Management, Attorney-in-Fact, Influence, Other)	If Control is Ownership Provide Percentage	Ultimate Controlling Entity(ies)/Person(s)	*
0241	MetLife	00000	95-4146440				Headland Properties Associates	CA	NIA	Headland-Pacific Palisades, LLC	Ownership	1.000	MetLife, Inc.	
0241	MetLife	00000	43-6026902				White Oak Royalty Company	OK	NIA	Metropolitan Life Insurance Company	Ownership	100.000	MetLife, Inc.	
0241	MetLife	00000	30-0777814				Marketplace Residences, LLC	DE	NIA	Metropolitan Life Insurance Company	Ownership	100.000	MetLife, Inc.	
0241	MetLife	00000	26-2853672				MLIC Asset Holdings LLC	DE	NIA	Metropolitan Life Insurance Company	Ownership	100.000	MetLife, Inc.	
0241	MetLife	00000					MetLife Properties Ventures, LLC	DE	NIA	Metropolitan Life Insurance Company	Ownership	100.000	MetLife, Inc.	
0241	MetLife	00000					Citypoint Holdings II Limited (UK)	GBR	NIA	MetLife Properties Ventures, LLC	Ownership	100.000	MetLife, Inc.	
0241	MetLife	91626	04-2708937		1030011		New England Life Insurance Company	MA	RE	Metropolitan Life Insurance Company	Ownership	100.000	MetLife, Inc.	
0241	MetLife	00000	22-2375428				Transmountain Land & Livestock Company	MT	NIA	Metropolitan Life Insurance Company	Ownership	100.000	MetLife, Inc.	
0241	MetLife	00000	34-1650967				Hyatt Legal Plans, Inc.	DE	NIA	Metropolitan Life Insurance Company	Ownership	100.000	MetLife, Inc.	
0241	MetLife	00000	34-1631590				Hyatt Legal Plans of Florida, Inc.	FL	NIA	Hyatt Legal Plans, Inc.	Ownership	100.000	MetLife, Inc.	
0241	MetLife	00000	27-0226554				MLIC Asset Holdings II LLC	DE	NIA	Metropolitan Life Insurance Company	Ownership	100.000	MetLife, Inc.	
0241	MetLife	00000	30-0756430				El Conquistador MAH II LLC	DE	NIA	MLIC Asset Holdings II LLC	Ownership	100.000	MetLife, Inc.	
0241	MetLife	00000	80-0868980				Mansell Office LLC	DE	NIA	MLIC Asset Holdings II LLC	Ownership	73.028	MetLife, Inc.	
0241	MetLife	00000	80-0868980				Mansell Office LLC	DE	NIA	MLIC CB Holdings LLC	Ownership	26.972	MetLife, Inc.	
0241	MetLife	00000	80-0869135				Mansell Retail LLC	DE	NIA	MLIC Asset Holdings II LLC	Ownership	73.028	MetLife, Inc.	
0241	MetLife	00000	80-0869135				Mansell Retail LLC	DE	NIA	MLIC CB Holdings LLC	Ownership	26.972	MetLife, Inc.	
0241	MetLife	00000					MetLife RC SF Member, LLC	DE	NIA	Metropolitan Life Insurance Company	Ownership	100.000	MetLife, Inc.	
0241	MetLife	00000	20-3221642				MetLife Mall Ventures Limited Partnership	DE	NIA	Metropolitan Life Insurance Company	Ownership	99.000	MetLife, Inc.	
0241	MetLife	00000	20-3221642				MetLife Mall Ventures Limited Partnership	DE	NIA	Metropolitan Tower Realty Company, Inc.	Ownership	1.000	MetLife, Inc.	
0241	MetLife	00000	20-8868348				Ashton Judiciary Square, LLC	DE	NIA	Metropolitan Life Insurance Company	Ownership	100.000	MetLife, Inc.	
0241	MetLife	00000	20-8349277				Sandpiper Cove Associates, LLC	DE	NIA	Metropolitan Life Insurance Company	Ownership	90.590	MetLife, Inc.	
0241	MetLife	00000	20-8349277				Sandpiper Cove Associates, LLC	DE	NIA	Metropolitan Tower Realty Company, Inc.	Ownership	9.410	MetLife, Inc.	
0241	MetLife	00000	20-3305615				1900 McKinney Properties, LP	DE	NIA	Metropolitan Life Insurance Company	Ownership	99.900	MetLife, Inc.	
0241	MetLife	00000	20-3305615				1900 McKinney Properties, LP	DE	NIA	Metropolitan Tower Realty Company, Inc.	Ownership	0.100	MetLife, Inc.	
0241	MetLife	00000	13-4047186				MetLife Tower Resources Group, Inc.	DE	NIA	Metropolitan Life Insurance Company	Ownership	100.000	MetLife, Inc.	
0241	MetLife	00000	75-2085469				Para-Met Plaza Associates	FL	NIA	Metropolitan Life Insurance Company	Ownership	75.000	MetLife, Inc.	
0241	MetLife	00000	75-2085469				Para-Met Plaza Associates	FL	NIA	Metropolitan Tower Realty Company, Inc.	Ownership	25.000	MetLife, Inc.	
0241	MetLife	00000					Housing Fund Manager, LLC	DE	NIA	Metropolitan Life Insurance Company	Ownership	100.000	MetLife, Inc.	
0241	MetLife	00000	26-0405155				MTC Fund I, LLC	DE	NIA	Housing Fund Manager, LLC	Management		MetLife, Inc.	
0241	MetLife	00000					MTC Fund II, LLC	DE	NIA	Housing Fund Manager, LLC	Management		MetLife, Inc.	
0241	MetLife	00000	14-2013939				MTC Fund III, LLC	DE	NIA	Housing Fund Manager, LLC	Management		MetLife, Inc.	
0241	MetLife	00000	13-4078322				334 Madison Euro Investments, Inc.	DE	NIA	Metropolitan Life Insurance Company	Ownership	100.000	MetLife, Inc.	
0241	MetLife	00000			4254454		St. James Fleet Investments Two Limited	CYM	NIA	Metropolitan Life Insurance Company	Ownership	100.000	MetLife, Inc.	
0241	MetLife	00000			4254472		Park Twenty Three Investments Company (UK)	GBR	NIA	St. James Fleet Investments Two Limited	Ownership	100.000	MetLife, Inc.	
0241	MetLife	00000			4254481		Convent Station Euro Investments Four Company (UK)	GBR	NIA	Park Twenty Three Investments Company	Ownership	100.000	MetLife, Inc.	

Q13.2

SCHEDULE Y

PART 1A - DETAIL OF INSURANCE HOLDING COMPANY SYSTEM

1	2	3	4	5	6	7	8	9	10	11	12	13	14	15
Group Code	Group Name	NAIC Company Code	ID Number	Federal RSSD	CIK	Name of Securities Exchange if Public Traded (U.S. or International)	Name of Parent, Subsidiaries or Affiliates	Domiciliary Location	Relationship to Reporting Entity	Directly Controlled by (Name of Entity/Person)	Type of Control (Ownership, Board, Management, Attorney-in-Fact, Influence, Other)	If Control is Ownership Provide Percentage	Ultimate Controlling Entity(ies)/Person(s)	*
0241..	MetLife.....	00000.....		4254520.....			OMI MLIC Investments Limited.....	CYM.....	NIA.....	Convent Station Euro Investments Four Company	Ownership.....	...100.000	MetLife, Inc.....	
0241..	MetLife.....	63665.....	43-0285930..		728240.....		General American Life Insurance Company..	MO.....	IA.....	Metropolitan Life Insurance Company.....	Ownership.....	...100.000	MetLife, Inc.....	
0241..	MetLife.....	00000.....	45-2420223..				GALIC Holdings LLC.....	DE.....	NIA.....	General American Life Insurance Company..	Ownership.....	...100.000	MetLife, Inc.....	
0241..	MetLife.....	00000.....	46-3608641..				ML Swan Mezz, LLC.....	DE.....	NIA.....	Metropolitan Life Insurance Company.....	Ownership.....	...100.000	MetLife, Inc.....	
0241..	MetLife.....	00000.....	46-3589015..				ML Swan GP, LLC.....	DE.....	NIA.....	ML Swan Mezz, LLC.....	Ownership.....	...100.000	MetLife, Inc.....	
0241..	MetLife.....	00000.....	46-3616798..				ML Dolphin Mezz, LLC.....	DE.....	NIA.....	Metropolitan Life Insurance Company.....	Ownership.....	...100.000	MetLife, Inc.....	
0241..	MetLife.....	00000.....	46-3593573..				ML Dolphin GP, LLC.....	DE.....	NIA.....	ML Dolphin Mezz, LLC.....	Ownership.....	...100.000	MetLife, Inc.....	
0241..	MetLife.....	00000.....					Haskell East Village, LLC.....	DE.....	NIA.....	Metropolitan Life Insurance Company.....	Ownership.....	...100.000	MetLife, Inc.....	
0241..	MetLife.....	00000.....	46-3426206..				MetLife Cabo Hilton Member, LLC.....	DE.....	NIA.....	Metropolitan Life Insurance Company.....	Ownership.....	...54.129	MetLife, Inc.....	
0241..	MetLife.....	00000.....	46-3426206..				MetLife Cabo Hilton Member, LLC.....	DE.....	NIA.....	General American Life Insurance Company..	Ownership.....	...16.900	MetLife, Inc.....	
0241..	MetLife.....	00000.....	46-3426206..				MetLife Cabo Hilton Member, LLC.....	DE.....	NIA.....	MetLife Insurance Company USA.....	Ownership.....	...29.000	MetLife, Inc.....	
0241..	MetLife.....	00000.....	46-0803970..				MetLife CC Member, LLC.....	DE.....	NIA.....	Metropolitan Life Insurance Company.....	Ownership.....	...63.415	MetLife, Inc.....	
0241..	MetLife.....	00000.....	46-0803970..				MetLife CC Member, LLC.....	DE.....	NIA.....	MetLife Insurance Company USA.....	Ownership.....	...32.000	MetLife, Inc.....	
0241..	MetLife.....	00000.....	46-0803970..				MetLife CC Member, LLC.....	DE.....	NIA.....	General American Life Insurance Company..	Ownership.....	...4.878	MetLife, Inc.....	
0241..	MetLife.....	00000.....	13-5581829..				MetLife SP Holdings, LLC.....	DE.....	NIA.....	Metropolitan Life Insurance Company.....	Ownership.....	...100.000	MetLife, Inc.....	
0241..	MetLife.....	00000.....	80-0821598..				Oconee Hotel Company, LLC.....	DE.....	NIA.....	Metropolitan Life Insurance Company.....	Ownership.....	...100.000	MetLife, Inc.....	
0241..	MetLife.....	00000.....	80-0823015..				Oconee Land Company, LLC.....	DE.....	NIA.....	Metropolitan Life Insurance Company.....	Ownership.....	...100.000	MetLife, Inc.....	
0241..	MetLife.....	00000.....	80-0823413..				Oconee Land Development Company, LLC..	DE.....	NIA.....	Oconee Land Company, LLC.....	Ownership.....	...100.000	MetLife, Inc.....	
0241..	MetLife.....	00000.....	90-0853553..				Oconee Golf Company, LLC.....	DE.....	NIA.....	Oconee Land Company, LLC.....	Ownership.....	...100.000	MetLife, Inc.....	
0241..	MetLife.....	00000.....	37-1694299..				Oconee Marina Company, LLC.....	DE.....	NIA.....	Oconee Land Company, LLC.....	Ownership.....	...100.000	MetLife, Inc.....	
0241..	MetLife.....	00000.....					1201 TAB Manager, LLC.....	DE.....	NIA.....	Metropolitan Life Insurance Company.....	Ownership.....	...100.000	MetLife, Inc.....	
0241..	MetLife.....	00000.....					MetLife 1201 TAB Member, LLC.....	DE.....	NIA.....	Metropolitan Life Insurance Company.....	Ownership.....	...96.900	MetLife, Inc.....	
0241..	MetLife.....	00000.....					MetLife 1201 TAB Member, LLC.....	DE.....	NIA.....	Metropolitan Property and Casualty Insurance Company	Ownership.....	...3.100	MetLife, Inc.....	
0241..	MetLife.....	00000.....					MetLife LHH Member, LLC.....	DE.....	NIA.....	Metropolitan Life Insurance Company.....	Ownership.....	...69.230	MetLife, Inc.....	
0241..	MetLife.....	00000.....					MetLife LHH Member, LLC.....	DE.....	NIA.....	MetLife Insurance Company USA.....	Ownership.....	...19.780	MetLife, Inc.....	
0241..	MetLife.....	00000.....					MetLife LHH Member, LLC.....	DE.....	DS.....	New England Life Insurance Company.....	Ownership.....	...10.990	MetLife, Inc.....	
0241..	MetLife.....	00000.....					Ashton Southend GP, LLC.....	DE.....	NIA.....	Metropolitan Life Insurance Company.....	Ownership.....	...100.000	MetLife, Inc.....	
0241..	MetLife.....	00000.....	20-4417883..				Tremont Partners, LP.....	DE.....	NIA.....	Metropolitan Life Insurance Company.....	Ownership.....	...99.900	MetLife, Inc.....	
0241..	MetLife.....	00000.....	20-4417883..				Tremont Partners, LP.....	DE.....	NIA.....	Ashton Southend GP, LLC.....	Ownership.....	...0.100	MetLife, Inc.....	
0241..	MetLife.....	00000.....	20-1035937..				Riverway Residential, LP.....	DE.....	NIA.....	Metropolitan Life Insurance Company.....	Ownership.....	...99.900	MetLife, Inc.....	
0241..	MetLife.....	00000.....	20-1035937..				Riverway Residential, LP.....	DE.....	NIA.....	Metropolitan Tower Realty Company, Inc.....	Ownership.....	...0.100	MetLife, Inc.....	
0241..	MetLife.....	00000.....	20-4628126..				10420 McKinley Partners, LP.....	DE.....	NIA.....	Metropolitan Life Insurance Company.....	Ownership.....	...99.900	MetLife, Inc.....	
0241..	MetLife.....	00000.....	20-4628126..				10420 McKinley Partners, LP.....	DE.....	NIA.....	Metropolitan Tower Realty Company, Inc.....	Ownership.....	...0.100	MetLife, Inc.....	
0241..	MetLife.....	00000.....	20-8355996..				Ardrey Kell Townhomes, LLC.....	DE.....	NIA.....	Metropolitan Life Insurance Company.....	Ownership.....	...100.000	MetLife, Inc.....	

Q13.3

SCHEDULE Y

PART 1A - DETAIL OF INSURANCE HOLDING COMPANY SYSTEM

1	2	3	4	5	6	7	8	9	10	11	12	13	14	15
Group Code	Group Name	NAIC Company Code	ID Number	Federal RSSD	CIK	Name of Securities Exchange if Public Traded (U.S. or International)	Name of Parent, Subsidiaries or Affiliates	Domiciliary Location	Relationship to Reporting Entity	Directly Controlled by (Name of Entity/Person)	Type of Control (Ownership, Board, Management, Attorney-in-Fact, Influence, Other)	If Control is Ownership Provide Percentage	Ultimate Controlling Entity(ies)/Person(s)	*
0241	MetLife	00000	26-1762232				Boulevard Residential, LLC	DE	NIA	Metropolitan Life Insurance Company	Ownership	100.000	MetLife, Inc.	
0241	MetLife	00000	26-0285750				465 N. Park Drive, LLC	DE	NIA	Metropolitan Life Insurance Company	Ownership	100.000	MetLife, Inc.	
0241	MetLife	00000	46-4158087				MetLife 555 12th Member, LLC	DE	NIA	Metropolitan Life Insurance Company	Ownership	69.400	MetLife, Inc.	
0241	MetLife	00000	46-4158087				MetLife 555 12th Member, LLC	DE	NIA	MetLife Insurance Company USA	Ownership	25.000	MetLife, Inc.	
0241	MetLife	00000	46-4158087				MetLife 555 12th Member, LLC	DE	NIA	General American Life Insurance Company	Ownership	5.400	MetLife, Inc.	
0241	MetLife	00000	47-2085444				ML-AI MetLife Member 2, LLC	DE	NIA	Metropolitan Life Insurance Company	Ownership	82.000	MetLife, Inc.	
0241	MetLife	00000	47-2085444				ML-AI MetLife Member 2, LLC	DE	NIA	MetLife Insurance Company USA	Ownership	18.000	MetLife, Inc.	
0241	MetLife	00000	81-0770888				MetLife Treat Towers Member, LLC	DE	NIA	Metropolitan Life Insurance Company	Ownership	100.000	MetLife, Inc.	
0241	MetLife	00000	46-4133357				ML Bridgeside Apartments, LLC	DE	NIA	Metropolitan Life Insurance Company	Ownership	100.000	MetLife, Inc.	
0241	MetLife	00000					MetLife Camino Ramon Member, LLC	DE	NIA	Metropolitan Life Insurance Company	Ownership	78.400	MetLife, Inc.	
0241	MetLife	00000					MetLife Camino Ramon Member, LLC	DE	NIA	MetLife Insurance Company USA	Ownership	21.600	MetLife, Inc.	
0241	MetLife	00000	46-4255167				ML Terraces, LLC	DE	NIA	Metropolitan Life Insurance Company	Ownership	100.000	MetLife, Inc.	
0241	MetLife	00000					MetLife CB W/A, LLC	DE	NIA	Metropolitan Life Insurance Company	Ownership	100.000	MetLife, Inc.	
0241	MetLife	00000	47-1970965				ML New River Village III, LLC	DE	NIA	Metropolitan Life Insurance Company	Ownership	100.000	MetLife, Inc.	
0241	MetLife	00000					MetLife 1007 Stewart, LLC	DE	NIA	Metropolitan Life Insurance Company	Ownership	100.000	MetLife, Inc.	
0241	MetLife	00000					Chestnut Flats Wind, LLC	DE	NIA	Metropolitan Life Insurance Company	Ownership	100.000	MetLife, Inc.	
0241	MetLife	00000					MetLife 425 MKT Member, LLC	DE	NIA	Metropolitan Life Insurance Company	Ownership	100.000	MetLife, Inc.	
0241	MetLife	00000	46-4229772				MetLife THR Investor, LLC	DE	NIA	Metropolitan Life Insurance Company	Ownership	85.000	MetLife, Inc.	
0241	MetLife	00000	46-4229772				MetLife THR Investor, LLC	DE	NIA	MetLife Insurance Company USA	Ownership	15.000	MetLife, Inc.	
0241	MetLife	00000					MetLife OFC Member, LLC	DE	NIA	Metropolitan Life Insurance Company	Ownership	100.000	MetLife, Inc.	
0241	MetLife	00000	47-1256270				MetLife OBS Member, LLC	DE	NIA	Metropolitan Life Insurance Company	Ownership	100.000	MetLife, Inc.	
0241	MetLife	00000					MetLife FM Hotel Member, LLC	DE	NIA	Metropolitan Life Insurance Company	Ownership	100.000	MetLife, Inc.	
0241	MetLife	00000					LHCW Holdings (U.S.) LLC	DE	NIA	MetLife FM Hotel Member, LLC	Ownership	100.000	MetLife, Inc.	
0241	MetLife	00000					LHC Holdings (U.S.) LLC	DE	NIA	LHCW Holdings (U.S.) LLC	Ownership	100.000	MetLife, Inc.	
0241	MetLife	00000					LHCW Hotel Holding (U.S.) LLC	DE	NIA	LHC Holdings (U.S.) LLC	Ownership	100.000	MetLife, Inc.	
0241	MetLife	00000					LHCW Hotel Holding (2002) LLC	DE	NIA	LHCW Hotel Holding (U.S.) LLC	Ownership	100.000	MetLife, Inc.	
0241	MetLife	00000					LHCW Hotel Operating Company (2002) LLC	DE	NIA	LHCW Hotel Holding (U.S.) LLC	Ownership	100.000	MetLife, Inc.	
0241	MetLife	00000	46-4584166				ML Southmore, LLC	DE	NIA	Metropolitan Life Insurance Company	Ownership	75.120	MetLife, Inc.	
0241	MetLife	00000	46-4584166				ML Southmore, LLC	DE	NIA	MetLife Insurance Company USA	Ownership	24.880	MetLife, Inc.	
0241	MetLife	00000					MetLife HCMJV 1 GP, LLC	DE	NIA	Metropolitan Life Insurance Company	Ownership	100.000	MetLife, Inc.	
0241	MetLife	00000					ML-AI MetLife Member 1, LLC	DE	NIA	Metropolitan Life Insurance Company	Ownership	83.675	MetLife, Inc.	
0241	MetLife	00000					ML-AI MetLife Member 1, LLC	DE	NIA	MetLife Insurance Company USA	Ownership	11.524	MetLife, Inc.	
0241	MetLife	00000					ML-AI MetLife Member 1, LLC	DE	NIA	Metropolitan Property and Casualty Insurance Company	Ownership	4.801	MetLife, Inc.	
0241	MetLife	00000	13-3759652	3166279			MetLife International Holdings, LLC	DE	NIA	MetLife Global Holding Company II GmbH (Swiss II)	Ownership	100.000	MetLife, Inc.	

Q13.4

SCHEDULE Y

PART 1A - DETAIL OF INSURANCE HOLDING COMPANY SYSTEM

1	2	3	4	5	6	7	8	9	10	11	12	13	14	15
Group Code	Group Name	NAIC Company Code	ID Number	Federal RSSD	CIK	Name of Securities Exchange if Public Traded (U.S. or International)	Name of Parent, Subsidiaries or Affiliates	Domiciliary Location	Relationship to Reporting Entity	Directly Controlled by (Name of Entity/Person)	Type of Control (Ownership, Board, Management, Attorney-in-Fact, Influence, Other)	If Control is Ownership Provide Percentage	Ultimate Controlling Entity(ies)/Person(s)	*
0241..	MetLife.....	00000.....	13-3953333..	3166372.....			Natiloportem Holdings, LLC.....	DE.....	NIA.....	MetLife International Holdings, LLC.....	Ownership.....	...100.000	MetLife, Inc.....	
0241..	MetLife.....	00000.....		3166402.....			Excelencia Operativa y Tecnologica, S.A. de C.V. (Mexico)	MEX.....	NIA.....	Natiloportem Holdings, LLC.....	Ownership.....	...100.000	MetLife, Inc.....	
0241..	MetLife.....	00000.....		3373705.....			MLA Comercial, S.A. de C.V. (Mexico).....	MEX.....	NIA.....	Excelencia Operativa y Tecnologica, S.A. de C.V.	Ownership.....	...100.000	MetLife, Inc.....	
0241..	MetLife.....	00000.....		3373714.....			MLA Servicios S.A. de C.V. (Mexico).....	MEX.....	NIA.....	Excelencia Operativa y Tecnologica, S.A. de C.V.	Ownership.....	...100.000	MetLife, Inc.....	
0241..	MetLife.....	00000.....		4240907.....			MM Global Operations Support Center, S.A. de C.V.	MEX.....	NIA.....	MetLife Global Holding Company II GmbH (Swiss II)	Ownership.....	...100.000	MetLife, Inc.....	
0241..	MetLife.....	00000.....		4240907.....			MM Global Operations Support Center, S.A. de C.V.	MEX.....	NIA.....	MetLife Global Holding Company I GmbH (Swiss II)	Ownership.....	MetLife, Inc.....	
0241..	MetLife.....	00000.....		4254995.....			Fundacion MetLife Mexico, A.C.....	MEX.....	NIA.....	MM Global Operations Support Center, S.A. de C.V., S.A. de C.V.	Ownership.....	...100.000	MetLife, Inc.....	
0241..	MetLife.....	00000.....		3166318.....			Metropolitan Life Seguros e Previdencia Privada S.A. (Brazil)	BRA.....	IA.....	MetLife International Holdings, LLC.....	Ownership.....66.662	MetLife, Inc.....	
0241..	MetLife.....	00000.....		3166318.....			Metropolitan Life Seguros e Previdencia Privada S.A. (Brazil)	BRA.....	IA.....	MetLife Worldwide Holdings, LLC.....	Ownership.....33.337	MetLife, Inc.....	
0241..	MetLife.....	00000.....		3166318.....			Metropolitan Life Seguros e Previdencia Privada S.A. (Brazil)	BRA.....	IA.....	Natiloportem Holdings, LLC.....	Ownership.....0.001	MetLife, Inc.....	
0241..	MetLife.....	00000.....		4191616.....			MetLife Ireland Holdings One Limited.....	IRL.....	NIA.....	MetLife International Holdings, LLC.....	Ownership.....	...100.000	MetLife, Inc.....	
0241..	MetLife.....	00000.....		4189846.....			MetLife Global Holdings Corporation S.A. de C.V. (Mexico)	MEX.....	NIA.....	MetLife Ireland Holdings One Limited.....	Ownership.....98.900	MetLife, Inc.....	
0241..	MetLife.....	00000.....		4189846.....			MetLife Global Holdings Corporation S.A. de C.V. (Mexico)	MEX.....	NIA.....	MetLife International Limited, LLC.....	Ownership.....1.100	MetLife, Inc.....	
0241..	MetLife.....	00000.....	13-3047691..				Metropolitan Global Management, LLC.....	IRL.....	NIA.....	MetLife Global Holdings Corporation S.A. de C.V.	Ownership.....99.700	MetLife, Inc.....	
0241..	MetLife.....	00000.....	13-3047691..				Metropolitan Global Management, LLC.....	IRL.....	NIA.....	MetLife International Holdings, LLC.....	Ownership.....0.300	MetLife, Inc.....	
0241..	MetLife.....	00000.....	AA-2730030.	3165740.....			MetLife Mexico S.A.....	MEX.....	IA.....	Metropolitan Global Management, LLC.....	Ownership.....99.050	MetLife, Inc.....	
0241..	MetLife.....	00000.....	AA-2730030.	3165740.....			MetLife Mexico S.A.....	MEX.....	IA.....	MetLife International Holdings, LLC.....	Ownership.....0.950	MetLife, Inc.....	
0241..	MetLife.....	00000.....		4255291.....			MetLife Afore, S.A. de C.V. (Mexico).....	MEX.....	IA.....	MetLife Mexico S.A.....	Ownership.....99.990	MetLife, Inc.....	
0241..	MetLife.....	00000.....		4255291.....			MetLife Afore, S.A. de C.V. (Mexico).....	MEX.....	IA.....	MetLife Pensiones S.A.....	Ownership.....0.010	MetLife, Inc.....	
0241..	MetLife.....	00000.....		4241061.....			ML Capacitacion Comercial S.A. de C.V. (Mexico)	MEX.....	NIA.....	MetLife Mexico S.A.....	Ownership.....	...100.000	MetLife, Inc.....	
0241..	MetLife.....	00000.....		4255303.....			MetA SIEFORE Adicional, S.A. de C.V. (Mexico)	MEX.....	NIA.....	MetLife Afore, S.A. de C.V.....	Ownership.....99.990	MetLife, Inc.....	
0241..	MetLife.....	00000.....		4255303.....			MetA SIEFORE Adicional, S.A. de C.V. (Mexico)	MEX.....	NIA.....	MetLife Mexico S.A.....	Ownership.....0.010	MetLife, Inc.....	

Q13.5

SCHEDULE Y

PART 1A - DETAIL OF INSURANCE HOLDING COMPANY SYSTEM

1	2	3	4	5	6	7	8	9	10	11	12	13	14	15
Group Code	Group Name	NAIC Company Code	ID Number	Federal RSSD	CIK	Name of Securities Exchange if Public Traded (U.S. or International)	Name of Parent, Subsidiaries or Affiliates	Domiciliary Location	Relationship to Reporting Entity	Directly Controlled by (Name of Entity/Person)	Type of Control (Ownership, Board, Management, Attorney-in-Fact, Influence, Other)	If Control is Ownership Provide Percentage	Ultimate Controlling Entity(ies)/Person(s)	*
0241..	MetLife.....	00000.....		4255415.....			Met1 SIEFORE, S.A. de C.V. (Mexico).....	MEX.....	NIA.....	MetLife Afore, S.A. de C.V.....	Ownership.....	99.990	MetLife, Inc.....	
0241..	MetLife.....	00000.....		4255415.....			Met1 SIEFORE, S.A. de C.V. (Mexico).....	MEX.....	NIA.....	MetLife Mexico S.A.....	Ownership.....	0.010	MetLife, Inc.....	
0241..	MetLife.....	00000.....		4255844.....			Met2 SIEFORE, S.A. de C.V. (Mexico).....	MEX.....	NIA.....	MetLife Afore, S.A. de C.V.....	Ownership.....	99.990	MetLife, Inc.....	
0241..	MetLife.....	00000.....		4255844.....			Met2 SIEFORE, S.A. de C.V. (Mexico).....	MEX.....	NIA.....	MetLife Mexico S.A.....	Ownership.....	0.010	MetLife, Inc.....	
0241..	MetLife.....	00000.....		4255394.....			Met3 SIEFORE Basica, S.A. de C.V. (Mexico).....	MEX.....	NIA.....	MetLife Afore, S.A. de C.V.....	Ownership.....	99.990	MetLife, Inc.....	
0241..	MetLife.....	00000.....		4255394.....			Met3 SIEFORE Basica, S.A. de C.V. (Mexico).....	MEX.....	NIA.....	MetLife Mexico S.A.....	Ownership.....	0.010	MetLife, Inc.....	
0241..	MetLife.....	00000.....		4255385.....			Met4 SIEFORE, S.A. de C.V. (Mexico).....	MEX.....	NIA.....	MetLife Afore, S.A. de C.V.....	Ownership.....	99.990	MetLife, Inc.....	
0241..	MetLife.....	00000.....		4255385.....			Met4 SIEFORE, S.A. de C.V. (Mexico).....	MEX.....	NIA.....	MetLife Mexico S.A.....	Ownership.....	0.010	MetLife, Inc.....	
0241..	MetLife.....	00000.....		4255376.....			Met0 SIEFORE Adicional, S.A. de C.V. (Mexico).....	MEX.....	NIA.....	MetLife Afore, S.A. de C.V.....	Ownership.....	99.990	MetLife, Inc.....	
0241..	MetLife.....	00000.....		4255376.....			Met0 SIEFORE Adicional, S.A. de C.V. (Mexico).....	MEX.....	NIA.....	MetLife Mexico S.A.....	Ownership.....	0.010	MetLife, Inc.....	
0241..	MetLife.....	00000.....		3165795.....			MetLife Pensiones Mexico S.A.....	MEX.....	IA.....	MetLife Global Management, LLC.....	Ownership.....	97.513	MetLife, Inc.....	
0241..	MetLife.....	00000.....		3165795.....			MetLife Pensiones Mexico S.A.....	MEX.....	IA.....	MetLife International Holdings, LLC.....	Ownership.....	2.488	MetLife, Inc.....	
0241..	MetLife.....	00000.....		3267390.....			MetLife Mexico Servicios S.A. de C.V.....	MEX.....	NIA.....	MetLife Global Management, LLC.....	Ownership.....	98.000	MetLife, Inc.....	
0241..	MetLife.....	00000.....		3267390.....			MetLife Mexico Servicios S.A. de C.V.....	MEX.....	NIA.....	MetLife International Holdings, LLC.....	Ownership.....	0.020	MetLife, Inc.....	
0241..	MetLife.....	00000.....	AA-5420018.	3166288.....			MetLife Insurance Company of Korea Limited	KOR.....	IA.....	MetLife Mexico S.A.....	Ownership.....	14.640	MetLife, Inc.....	
0241..	MetLife.....	00000.....	AA-5420018.	3166288.....			MetLife Insurance Company of Korea Limited	KOR.....	IA.....	Metropolitan Global Management , LLC.....	Ownership.....	85.360	MetLife, Inc.....	
0241..	MetLife.....	00000.....		4200880.....			MetLife Ireland Treasury Limited.....	IRL.....	NIA.....	MetLife Global Holdings Corporation S.A. de C.V.....	Ownership.....	100.000	MetLife, Inc.....	
0241..	MetLife.....	00000.....	AA-1930041.	1173714.....			MetLife Insurance Limited (Australia).....	AUS.....	IA.....	MetLife Ireland Treasury Limited.....	Ownership.....	91.165	MetLife, Inc.....	
0241..	MetLife.....	00000.....	AA-1930041.	1173714.....			MetLife Insurance Limited (Australia).....	AUS.....	IA.....	MetLife Global Holdings Corporation S.A. de C.V.....	Ownership.....	8.835	MetLife, Inc.....	
0241..	MetLife.....	00000.....					The Direct Call Center PTY Limited (Australia)	AUS.....	NIA.....	MetLife Insurance Limited (Australia).....	Ownership.....	100.000	MetLife, Inc.....	
0241..	MetLife.....	00000.....		4239358.....			MetLife Investments PTY Limited (Australia)	AUS.....	NIA.....	MetLife Insurance Limited (Australia).....	Ownership.....	100.000	MetLife, Inc.....	
0241..	MetLife.....	00000.....		4239367.....			MetLife Insurance and Investment Trust (Australia)	AUS.....	NIA.....	MetLife Investments PTY Limited.....	Ownership.....	100.000	MetLife, Inc.....	
0241..	MetLife.....	00000.....		1173732.....			(Australia)	AUS.....	IA.....	MetLife Ireland Treasury Limited.....	Ownership.....	100.000	MetLife, Inc.....	
0241..	MetLife.....	00000.....					MetLife International Limited, LLC (DE).....	DE.....	NIA.....	MetLife International Holdings, LLC.....	Ownership.....	100.000	MetLife, Inc.....	
0241..	MetLife.....	00000.....					AmMetLife Insurance Berhad.....	MYS.....	IA.....	MetLife International Holdings, LLC.....	Ownership.....	50.000	MetLife, Inc.....	
0241..	MetLife.....	00000.....					MAXIS GBN S.A.S.....	FRA.....	NIA.....	MetLife International Holdings, LLC.....	Ownership.....	50.000	MetLife, Inc.....	

Q13.6

SCHEDULE Y

PART 1A - DETAIL OF INSURANCE HOLDING COMPANY SYSTEM

1	2	3	4	5	6	7	8	9	10	11	12	13	14	15
Group Code	Group Name	NAIC Company Code	ID Number	Federal RSSD	CIK	Name of Securities Exchange if Public Traded (U.S. or International)	Name of Parent, Subsidiaries or Affiliates	Domiciliary Location	Relationship to Reporting Entity	Directly Controlled by (Name of Entity/Person)	Type of Control (Ownership, Board, Management, Attorney-in-Fact, Influence, Other)	If Control is Ownership Provide Percentage	Ultimate Controlling Entity(ies)/Person(s)	*
0241	MetLife.....	00000.....	AA-5480033..				AmMetLife Takaful Berhad.....	MYS.....	IA.....	MetLife International Holdings, LLC.....	Ownership.....50.000	MetLife, Inc.....	
0241	MetLife.....	00000.....					MetLife Asia Limited (Hong Kong).....	HKG.....	NIA.....	MetLife International Holdings, LLC.....	Ownership.....100.000	MetLife, Inc.....	
0241	MetLife.....	00000.....		3166309.....			Metropolitan Life Insurance Company of Hong Kong Limited	HKG.....	IA.....	MetLife International Holdings, LLC.....	Ownership.....99.999	MetLife, Inc.....	
0241	MetLife.....	00000.....		3166309.....			Metropolitan Life Insurance Company of Hong Kong Limited	HKG.....	IA.....	Natiloportem Holdings, LLC.....	Ownership.....0.001	MetLife, Inc.....	
0241	MetLife.....	00000.....		4195913.....			MetLife Planos Odontologicos Ltda. (Brazil)...	BRA.....	IA.....	MetLife International Holdings, LLC.....	Ownership.....99.999	MetLife, Inc.....	
0241	MetLife.....	00000.....		4195913.....			MetLife Planos Odontologicos Ltda. (Brazil)...	BRA.....	IA.....	Natiloportem Holdings, LLC.....	Ownership.....0.001	MetLife, Inc.....	
0241	MetLife.....	00000.....	20-5894439..	3373639.....			MetLife Global, Inc.....	DE.....	NIA.....	MetLife, Inc.....	Ownership.....100.000	MetLife, Inc.....	
0241	MetLife.....	00000.....		4189837.....			Inversiones MetLife Holdco Dos Limitada (Chile)	CHL.....	NIA.....	MetLife International Holdings, LLC.....	Ownership.....0.001	MetLife, Inc.....	
0241	MetLife.....	00000.....		4189837.....			Inversiones MetLife Holdco Dos Limitada (Chile)	CHL.....	NIA.....	Natiloportem Holdings, LLC.....	Ownership.....		MetLife, Inc.....	
0241	MetLife.....	00000.....		4189837.....			Inversiones MetLife Holdco Dos Limitada (Chile)	CHL.....	NIA.....	MetLife, Inc.....	Ownership.....99.999	MetLife, Inc.....	
0241	MetLife.....	00000.....	AA-2130012..	1641857.....			MetLife Seguros S.A. (Argentina).....	ARG.....	IA.....	MetLife International Holdings, LLC.....	Ownership.....95.524	MetLife, Inc.....	
0241	MetLife.....	00000.....	AA-2130012..	1641857.....			MetLife Seguros S.A. (Argentina).....	ARG.....	IA.....	Natiloportem Holdings, LLC.....	Ownership.....2.675	MetLife, Inc.....	
0241	MetLife.....	00000.....	AA-2130012..	4251145.....			MetLife Seguros S.A. (Argentina).....	ARG.....	IA.....	International Technical and Advisory Services Limited (USA-Delaware)	Ownership.....1.801	MetLife, Inc.....	
0241	MetLife.....	00000.....		2327738.....			Compania Inversora MetLife S.A. (Argentina)	ARG.....	NIA.....	MetLife International Holdings, LLC.....	Ownership.....95.460	MetLife, Inc.....	
0241	MetLife.....	00000.....		2327738.....			Compania Inversora MetLife S.A. (Argentina)	ARG.....	NIA.....	Natiloportem Holdings, LLC.....	Ownership.....4.540	MetLife, Inc.....	
0241	MetLife.....	00000.....		4247296.....			MetLife Servicios S.A. (Argentina).....	ARG.....	NIA.....	Compania Inversora MetLife S.A.....	Ownership.....18.870	MetLife, Inc.....	
0241	MetLife.....	00000.....		4247296.....			MetLife Servicios S.A. (Argentina).....	ARG.....	NIA.....	MetLife Seguros S.A.....	Ownership.....79.880	MetLife, Inc.....	
0241	MetLife.....	00000.....		4247296.....			MetLife Servicios S.A. (Argentina).....	ARG.....	NIA.....	Natiloportem Holdings, LLC.....	Ownership.....0.990	MetLife, Inc.....	
0241	MetLife.....	00000.....		4247296.....			MetLife Servicios S.A. (Argentina).....	ARG.....	NIA.....	MetLife Seguros de Retiro S.A.....	Ownership.....0.260	MetLife, Inc.....	
0241	MetLife.....	00000.....	06-1597037..	2985727.....			MetLife Worldwide Holdings, LLC.....	DE.....	NIA.....	MetLife International Holdings, LLC.....	Ownership.....100.000	MetLife, Inc.....	
0241	MetLife.....	00000.....	AA-5324104..	3144558.....			MetLife Limited (Hong Kong).....	HKG.....	IA.....	MetLife Worldwide Holdings, LLC.....	Ownership.....100.000	MetLife, Inc.....	
0241	MetLife.....	00000.....					BIDV MetLife Life Insurance Limited Liability Company	VNM.....	IA.....	MetLife Limited (Hong Kong).....	Ownership.....60.000	MetLife, Inc.....	
0241	MetLife.....	00000.....		2704610.....			Best Market S.A. (Argentina).....	ARG.....	NIA.....	MetLife International Holdings, LLC.....	Ownership.....95.000	MetLife, Inc.....	
0241	MetLife.....	00000.....		2704610.....			Best Market S.A. (Argentina).....	ARG.....	NIA.....	Natiloportem Holdings, LLC.....	Ownership.....5.000	MetLife, Inc.....	
0241	MetLife.....	00000.....	AA-5344102..	3166411.....			PNB MetLife India Insurance Company Limited	IND.....	IA.....	MetLife International Holdings, LLC.....	Ownership.....26.000	MetLife, Inc.....	
0241	MetLife.....	00000.....	AA-2130046..	1388303.....			MetLife Seguros de Retiro S.A. (Argentina)...	ARG.....	IA.....	MetLife International Holdings, LLC.....	Ownership.....96.890	MetLife, Inc.....	
0241	MetLife.....	00000.....	AA-2130046..	1388303.....			MetLife Seguros de Retiro S.A. (Argentina)...	ARG.....	IA.....	Natiloportem Holdings, LLC.....	Ownership.....3.110	MetLife, Inc.....	

Q13.7

SCHEDULE Y

PART 1A - DETAIL OF INSURANCE HOLDING COMPANY SYSTEM

1	2	3	4	5	6	7	8	9	10	11	12	13	14	15
Group Code	Group Name	NAIC Company Code	ID Number	Federal RSSD	CIK	Name of Securities Exchange if Public Traded (U.S. or International)	Name of Parent, Subsidiaries or Affiliates	Domiciliary Location	Relationship to Reporting Entity	Directly Controlled by (Name of Entity/Person)	Type of Control (Ownership, Board, Management, Attorney-in-Fact, Influence, Other)	If Control is Ownership Provide Percentage	Ultimate Controlling Entity(ies)/Person(s)	*
0241..	MetLife.....	00000.....	AA-2130046..	4321758.....			MetLife Seguros de Retiro S.A. (Argentina)..	ARG....	IA.....	International Technical and Advisory Services Limited (USA-Delaware)	Ownership.....		MetLife, Inc.....	
0241..	MetLife.....	00000.....		3373648.....			MetLife Administradora de Fondos Multipatrocinaados Ltda. (Brazil)	BRA....	NIA.....	MetLife International Holdings, LLC.....	Ownership.....	...100.000	MetLife, Inc.....	
0241..	MetLife.....	00000.....		3373648.....			MetLife Administradora de Fondos Multipatrocinaados Ltda. (Brazil)	BRA....	NIA.....	Natiloportem Holdings, LLC.....	Ownership.....		MetLife, Inc.....	
0241..	MetLife.....	26298.....	13-2725441..	3219728.....			Metropolitan Property and Casualty Insurance Company	RI.....	IA.....	MetLife, Inc.....	Ownership.....	...100.000	MetLife, Inc.....	
0241..	MetLife.....	39950.....	22-2342710..				Metropolitan General Insurance Company...	RI.....	IA.....	Metropolitan Property and Casualty Insurance Company	Ownership.....	...100.000	MetLife, Inc.....	
0241..	MetLife.....	40169.....	05-0393243..				Metropolitan Casualty Insurance Company...	RI.....	IA.....	Metropolitan Property and Casualty Insurance Company	Ownership.....	...100.000	MetLife, Inc.....	
0241..	MetLife.....	25321.....	23-1903575..				Metropolitan Direct Property and Casualty Insurance Company	RI.....	IA.....	Metropolitan Property and Casualty Insurance Company	Ownership.....	...100.000	MetLife, Inc.....	
0241..	MetLife.....	22926.....	36-1022580..				Economy Fire & Casualty Company.....	IL.....	IA.....	Metropolitan Property and Casualty Insurance Company	Ownership.....	...100.000	MetLife, Inc.....	
0241..	MetLife.....	38067.....	36-3027848..				Economy Preferred Insurance Company.....	IL.....	IA.....	Economy Fire & Casualty Company.....	Ownership.....	...100.000	MetLife, Inc.....	
0241..	MetLife.....	40649.....	36-3105737..				Economy Premier Assurance Company.....	IL.....	IA.....	Economy Fire & Casualty Company.....	Ownership.....	...100.000	MetLife, Inc.....	
0241..	MetLife.....	00000.....	95-3003951..				MetLife Auto & Home Insurance Agency, Inc.	RI.....	IA.....	Metropolitan Property and Casualty Insurance Company	Ownership.....	...100.000	MetLife, Inc.....	
0241..	MetLife.....	34339.....	13-2915260..				Metropolitan Group Property and Casualty Insurance Company	RI.....	IA.....	Metropolitan Property and Casualty Insurance Company	Ownership.....	...100.000	MetLife, Inc.....	
0241..	MetLife.....	00000.....	05-0476998..				Metropolitan Lloyds, Inc.....	TX....	NIA.....	Metropolitan Property and Casualty Insurance Company	Ownership.....	...100.000	MetLife, Inc.....	
0241..	MetLife.....	13938.....	75-2483187..				Metropolitan Lloyds Insurance Company of Texas	TX....	IA.....	Metropolitan Lloyds, Inc.....	Attorney-in-fact.....		MetLife, Inc.....	
0241..	MetLife.....	87726.....	06-0566090..	1546103.....	733076.....		MetLife Insurance Company USA.....	DE....	IA.....	MetLife, Inc.....	Ownership.....	...100.000	MetLife, Inc.....	
0241..	MetLife.....	00000.....	47-4161401..				ML 1065 Hotel, LLC.....	DE....	NIA.....	MetLife Insurance Company USA.....	Ownership.....	...100.000	MetLife, Inc.....	
0241..	MetLife.....	00000.....					MetLife Renewables Holding, LLC.....	DE....	NIA.....	MetLife Insurance Company USA.....	Ownership.....	...100.000	MetLife, Inc.....	
0241..	MetLife.....	00000.....					Greater Sandhill I, LLC.....	DE....	NIA.....	MetLife Renewables Holding, LLC.....	Ownership.....	...100.000	MetLife, Inc.....	
0241..	MetLife.....	00000.....	01-0893117..				Metropolitan Connecticut Properties Ventures, LLC	DE....	NIA.....	MetLife Insurance Company USA.....	Ownership.....	...100.000	MetLife, Inc.....	
0241..	MetLife.....	00000.....	06-1576470..				One Financial Place Corporation.....	DE....	NIA.....	MetLife Insurance Company USA.....	Ownership.....	...100.000	MetLife, Inc.....	
0241..	MetLife.....	00000.....					Sino-US United MetLife Insurance Co. Ltd...	CHN...	IA.....	MetLife Insurance Company USA.....	Ownership.....	...27.800	MetLife, Inc.....	
0241..	MetLife.....	00000.....					Sino-US United MetLife Insurance Co. Ltd...	CHN...	IA.....	Metropolitan Life Insurance Company.....	Ownership.....	...22.200	MetLife, Inc.....	
0241..	MetLife.....	00000.....					MetLife Greenstone Southeast Ventures, LLC	DE....	NIA.....	MetLife Insurance Company USA.....	Ownership.....	...95.000	MetLife, Inc.....	

Q13.8

SCHEDULE Y

PART 1A - DETAIL OF INSURANCE HOLDING COMPANY SYSTEM

1	2	3	4	5	6	7	8	9	10	11	12	13	14	15
Group Code	Group Name	NAIC Company Code	ID Number	Federal RSSD	CIK	Name of Securities Exchange if Public Traded (U.S. or International)	Name of Parent, Subsidiaries or Affiliates	Domiciliary Location	Relationship to Reporting Entity	Directly Controlled by (Name of Entity/Person)	Type of Control (Ownership, Board, Management, Attorney-in-Fact, Influence, Other)	If Control is Ownership Provide Percentage	Ultimate Controlling Entity(ies)/Person(s)	*
0241	MetLife	00000					MetLife Greenstone Southeast Ventures, LLC	DE	NIA	Metropolitan Connecticut Properties Ventures, LLC	Ownership	5.000	MetLife, Inc.	
0241	MetLife	00000					MLGP Lakeside, LLC	DE	NIA	MetLife Greenstone Southeast Ventures, LLC	Ownership	100.000	MetLife, Inc.	
0241	MetLife	00000					Euro TI Investments LLC	DE	NIA	MetLife Insurance Company USA	Ownership	100.000	MetLife, Inc.	
0241	MetLife	00000	46-3156033		0000937869		MetLife USA Assignment Company	CT	NIA	MetLife Insurance Company USA	Ownership	100.000	MetLife, Inc.	
0241	MetLife	00000	26-0224429				Daniel/MetLife Midtown Limited Liability Company	DE	NIA	MetLife Insurance Company USA	Ownership	100.000	MetLife, Inc.	
0241	MetLife	00000	26-0301826				1075 Peachtree, LLC	DE	NIA	Daniel/MetLife Midtown Limited Liability Company	Ownership	100.000	MetLife, Inc.	
0241	MetLife	00000	27-0227067				TLA Holdings II LLC	DE	NIA	MetLife Insurance Company USA	Ownership	100.000	MetLife, Inc.	
0241	MetLife	00000	27-1320082				TLA Holdings III LLC	DE	NIA	MetLife Insurance Company USA	Ownership	100.000	MetLife, Inc.	
0241	MetLife	00000					TIC European Real Estate LP, LLC	DE	NIA	MetLife Insurance Company USA	Ownership	100.000	MetLife, Inc.	
0241	MetLife	00000	20-4607161				MetLife European Holdings, LLC	DE	NIA	MetLife Insurance Company USA	Ownership	100.000	MetLife, Inc.	
0241	MetLife	00000	74-3261395				TLA Holdings LLC	DE	NIA	MetLife Insurance Company USA	Ownership	100.000	MetLife, Inc.	
0241	MetLife	00000	51-0099394				The Prospect Company	DE	NIA	TLA Holdings LLC	Ownership	100.000	MetLife, Inc.	
0241	MetLife	00000					TRAL & Co.	CT	NIA	MetLife Insurance Company USA	Partnership		MetLife, Inc.	
0241	MetLife	00000					Euro TL Investments LLC	DE	NIA	MetLife Insurance Company USA	Ownership	100.000	MetLife, Inc.	
0241	MetLife	00000					Corrigan TLP LLC	DE	NIA	MetLife Insurance Company USA	Ownership	100.000	MetLife, Inc.	
0241	MetLife	00000	13-4153151				MetLife Canadian Property Ventures LLC	NY	NIA	MetLife Insurance Company USA	Ownership	100.000	MetLife, Inc.	
0241	MetLife	00000					MetLife Property Ventures Canada ULC	CAN	NIA	MetLife Insurance Company USA	Ownership	100.000	MetLife, Inc.	
0241	MetLife	97136	13-3114906	3219773			Metropolitan Tower Life Insurance Company	DE	IA	MetLife, Inc.	Ownership	100.000	MetLife, Inc.	
0241	MetLife	00000					EntreCap Real Estate II, LLC	DE	NIA	Metropolitan Tower Life Insurance Company	Ownership	100.000	MetLife, Inc.	
0241	MetLife	00000					PREFCO Dix-Huit LLC	CT	NIA	EntreCap Real Estate II, LLC	Ownership	100.000	MetLife, Inc.	
0241	MetLife	00000					PREFCO X Holdings LLC	CT	NIA	EntreCap Real Estate II, LLC	Ownership	100.000	MetLife, Inc.	
0241	MetLife	00000					PREFCO Ten Limited Partnership	CT	NIA	EntreCap Real Estate II, LLC	Ownership	99.900	MetLife, Inc.	
0241	MetLife	00000					PREFCO Ten Limited Partnership	CT	NIA	PREFCO X Holdings LLC	Ownership	0.100	MetLife, Inc.	
0241	MetLife	00000					PREFCO Vingt LLC	CT	NIA	EntreCap Real Estate II, LLC	Ownership	100.000	MetLife, Inc.	
0241	MetLife	00000					PREFCO Twenty Limited Partnership	CT	NIA	EntreCap Real Estate II, LLC	Ownership	99.000	MetLife, Inc.	
0241	MetLife	00000					PREFCO Twenty Limited Partnership	CT	NIA	PREFCO Vingt LLC	Ownership	1.000	MetLife, Inc.	
0241	MetLife	00000					Plaza Drive Properties, LLC	DE	NIA	Metropolitan Tower Life Insurance Company	Ownership	100.000	MetLife, Inc.	
0241	MetLife	00000					MTL Leasing, LLC	DE	NIA	Metropolitan Tower Life Insurance Company	Ownership	100.000	MetLife, Inc.	
0241	MetLife	00000					PREFCO IX Realty LLC	CT	NIA	MTL Leasing, LLC	Ownership	100.000	MetLife, Inc.	
0241	MetLife	00000					PREFCO XIV Holdings LLC	CT	NIA	MTL Leasing, LLC	Ownership	100.000	MetLife, Inc.	
0241	MetLife	00000					PREFCO Fourteen Limited Partnership	CT	NIA	MTL Leasing, LLC	Ownership	99.900	MetLife, Inc.	
0241	MetLife	00000					PREFCO Fourteen Limited Partnership	CT	NIA	PREFCO XIV Holdings LLC	Ownership	0.100	MetLife, Inc.	
0241	MetLife	00000					1320 Venture LLC	DE	NIA	MTL Leasing, LLC	Ownership	100.000	MetLife, Inc.	

Q13.9

SCHEDULE Y

PART 1A - DETAIL OF INSURANCE HOLDING COMPANY SYSTEM

1	2	3	4	5	6	7	8	9	10	11	12	13	14	15
Group Code	Group Name	NAIC Company Code	ID Number	Federal RSSD	CIK	Name of Securities Exchange if Public Traded (U.S. or International)	Name of Parent, Subsidiaries or Affiliates	Domiciliary Location	Relationship to Reporting Entity	Directly Controlled by (Name of Entity/Person)	Type of Control (Ownership, Board, Management, Attorney-in-Fact, Influence, Other)	If Control is Ownership Provide Percentage	Ultimate Controlling Entity(ies)/Person(s)	*
0241	MetLife.....	00000.....	13-3114906..				1320 GP LLC.....	DE.....	NIA.....	MTL Leasing, LLC.....	Ownership.....	100.000	MetLife, Inc.....	
0241	MetLife.....	00000.....	38-3846857..				1320 Owner LP.....	DE.....	NIA.....	1320 Venture LLC.....	Ownership.....	99.900	MetLife, Inc.....	
0241	MetLife.....	00000.....	38-3846857..				1320 Owner LP.....	DE.....	NIA.....	1320 GP LLC.....	Ownership.....	0.100	MetLife, Inc.....	
0241	MetLife.....	00000.....		3077272.....			MetLife Chile Inversiones Limitada.....	CHL.....	NIA.....	MetLife, Inc.....	Ownership.....	72.350	MetLife, Inc.....	
0241	MetLife.....	00000.....		3077272.....			MetLife Chile Inversiones Limitada.....	CHL.....	NIA.....	Inversiones MetLife Holdco Dos Limitada.....	Ownership.....	2.767	MetLife, Inc.....	
0241	MetLife.....	00000.....		3077272.....			MetLife Chile Inversiones Limitada.....	CHL.....	NIA.....	Natiloportem Holdings, LLC.....	Ownership.....		MetLife, Inc.....	
0241	MetLife.....	00000.....		3077272.....			MetLife Chile Inversiones Limitada.....	CHL.....	NIA.....	American Life Insurance Company.....	Ownership.....	24.882	MetLife, Inc.....	
0241	MetLife.....	00000.....	AA-2280000..	3179774.....			MetLife Chile Seguros de Vida S.A.....	CHL.....	IA.....	MetLife Chile Inversiones Limitada.....	Ownership.....	99.997	MetLife, Inc.....	
0241	MetLife.....	00000.....	AA-2280000..	3179774.....			MetLife Chile Seguros de Vida S.A.....	CHL.....	IA.....	International Technical and Advisory Services Limited (USA-Delaware)	Ownership.....	0.003	MetLife, Inc.....	
0241	MetLife.....	00000.....					Inversiones MetLife Holdco Tres Limitada (Chile)	CHL.....	NIA.....	MetLife Chile Inversiones Limitada.....	Ownership.....	99.900	MetLife, Inc.....	
0241	MetLife.....	00000.....					Inversiones MetLife Holdco Tres Limitada (Chile)	CHL.....	NIA.....	Inversiones MetLife Holdco Dos Limitada.....	Ownership.....	0.100	MetLife, Inc.....	
0241	MetLife.....	00000.....					AFP Provida S.A. (Chile).....	CHL.....	NIA.....	MetLife Chile Inversiones Limitada.....	Ownership.....	10.922	MetLife, Inc.....	
0241	MetLife.....	00000.....					AFP Provida S.A. (Chile).....	CHL.....	NIA.....	Inversiones MetLife Holdco Tres Limitada.....	Ownership.....	42.382	MetLife, Inc.....	
0241	MetLife.....	00000.....					AFP Provida S.A. (Chile).....	CHL.....	NIA.....	Inversiones MetLife Holdco Dos Limitada.....	Ownership.....	42.382	MetLife, Inc.....	
0241	MetLife.....	00000.....		4255282.....			MetLife Chile Administradora de Mutuos Hipotecarios S.A.....	CHL.....	NIA.....	MetLife Chile Seguros de Vida S.A.....	Ownership.....	99.900	MetLife, Inc.....	
0241	MetLife.....	00000.....		4255282.....			MetLife Chile Administradora de Mutuos Hipotecarios S.A.....	CHL.....	NIA.....	MetLife Chile Inversiones Limitada.....	Ownership.....	0.100	MetLife, Inc.....	
0241	MetLife.....	00000.....		4255086.....			Legal Chile S.A. (Chile).....	CHL.....	NIA.....	MetLife Chile Inversiones Limitada.....	Ownership.....	51.000	MetLife, Inc.....	
0241	MetLife.....	00000.....		4255095.....			Legagroup S.A. (Chile).....	CHL.....	NIA.....	Legal Chile S.A. (Chile).....	Ownership.....	99.000	MetLife, Inc.....	
0241	MetLife.....	00000.....					Provida Internacional S.A. (Chile).....	CHL.....	NIA.....	AFP Provida S.A.....	Ownership.....	99.990	MetLife, Inc.....	
0241	MetLife.....	00000.....					Provida Internacional S.A. (Chile).....	CHL.....	NIA.....	MetLife Chile Inversiones Limitada.....	Ownership.....	0.010	MetLife, Inc.....	
0241	MetLife.....	00000.....					AFP Genesis Administradora de Fondos y Fidecomisos S.A. (Ecuador)	ECU.....	NIA.....	Provida Internacional S.A.....	Ownership.....	99.900	MetLife, Inc.....	
0241	MetLife.....	00000.....					AFP Genesis Administradora de Fondos y Fidecomisos S.A. (Ecuador)	ECU.....	NIA.....	AFP Provida S.A.....	Ownership.....	0.100	MetLife, Inc.....	
0241	MetLife.....	00000.....					MetLife Chile Seguros Generales S.A. (Chile)	CHL.....	IA.....	MetLife Chile Inversiones Limitada.....	Ownership.....	99.980	MetLife, Inc.....	
0241	MetLife.....	00000.....					MetLife Chile Seguros Generales S.A. (Chile)	CHL.....	IA.....	Inversiones MetLife Holdco Dos Limitada.....	Ownership.....	0.020	MetLife, Inc.....	
0241	MetLife.....	00000.....	52-1528581..	3921834.....	0000727303		SafeGuard Health Enterprises, Inc.....	DE.....	NIA.....	MetLife, Inc.....	Ownership.....	100.000	MetLife, Inc.....	
0241	MetLife.....	95747.....	93-0864866..		6324.....		SafeGuard Health Plans, Inc. (NV).....	NV.....	NIA.....	SafeGuard Health Enterprises, Inc.....	Ownership.....	100.000	MetLife, Inc.....	
0241	MetLife.....	14170.....	33-0733552..		6324.....		MetLife Health Plans, Inc.....	NJ.....	NIA.....	SafeGuard Health Enterprises, Inc.....	Ownership.....	100.000	MetLife, Inc.....	
0241	MetLife.....	00000.....	95-2879515..		6324.....		SafeGuard Health Plans, Inc. (CA).....	CA.....	NIA.....	SafeGuard Health Enterprises, Inc.....	Ownership.....	100.000	MetLife, Inc.....	

Q13.10

SCHEDULE Y

PART 1A - DETAIL OF INSURANCE HOLDING COMPANY SYSTEM

1	2	3	4	5	6	7	8	9	10	11	12	13	14	15
Group Code	Group Name	NAIC Company Code	ID Number	Federal RSSD	CIK	Name of Securities Exchange if Public Traded (U.S. or International)	Name of Parent, Subsidiaries or Affiliates	Domiciliary Location	Relationship to Reporting Entity	Directly Controlled by (Name of Entity/Person)	Type of Control (Ownership, Board, Management, Attorney-in-Fact, Influence, Other)	If Control is Ownership Provide Percentage	Ultimate Controlling Entity(ies)/Person(s)	*
0241..	MetLife.....	79014.....	33-0515751..	6324.....	SafeHealth Life Insurance Company.....	CA.....	NIA.....	SafeGuard Health Enterprises, Inc.....	Ownership.....	100.000	MetLife, Inc.....
0241..	MetLife.....	52009.....	65-0073323..	6324.....	SafeGuard Health Plans, Inc. (FL).....	FL.....	NIA.....	SafeGuard Health Enterprises, Inc.....	Ownership.....	100.000	MetLife, Inc.....
0241..	MetLife.....	95051.....	75-2046497..	6324.....	SafeGuard Health Plans, Inc. (TX).....	TX.....	NIA.....	SafeGuard Health Enterprises, Inc.....	Ownership.....	100.000	MetLife, Inc.....
0241..	MetLife.....	00000.....	98-1099650..	MetLife Global Benefits, Ltd.....	CYM.....	NIA.....	MetLife, Inc.....	Ownership.....	100.000	MetLife, Inc.....
0241..	MetLife.....	00000.....	36-3665871..	3165900.....	Cova Life Management Company.....	DE.....	NIA.....	MetLife, Inc.....	Ownership.....	100.000	MetLife, Inc.....
0241..	MetLife.....	00000.....	3817825.....	MetLife Services and Solutions, LLC.....	DE.....	NIA.....	MetLife, Inc.....	Ownership.....	100.000	MetLife, Inc.....
0241..	MetLife.....	00000.....	3818523.....	MetLife Solutions Pte. Ltd.....	SGP.....	NIA.....	MetLife Services and Solutions, LLC.....	Ownership.....	100.000	MetLife, Inc.....
0241..	MetLife.....	00000.....	98-0613376..	3818550.....	MetLife Global Operations Support Center Private Limited	IND.....	NIA.....	MetLife Solutions Pte. Ltd.....	Ownership.....	100.000	MetLife, Inc.....
0241..	MetLife.....	00000.....	98-0613376..	3818550.....	MetLife Global Operations Support Center Private Limited	IND.....	NIA.....	Natiloportem Holdings, LLC.....	Ownership.....	MetLife, Inc.....
0241..	MetLife.....	00000.....	3818541.....	MetLife Services East Private Limited.....	IND.....	NIA.....	MetLife Solutions Pte. Ltd.....	Ownership.....	100.000	MetLife, Inc.....
0241..	MetLife.....	00000.....	22-3805708..	3302488.....	Newbury Insurance Company, Limited.....	DE.....	IA.....	MetLife, Inc.....	Ownership.....	100.000	MetLife, Inc.....
0241..	MetLife.....	60992.....	13-3690700..	3302479.....	1167609.....	First MetLife Investors Insurance Company..	NY.....	IA.....	MetLife, Inc.....	Ownership.....	100.000	MetLife, Inc.....
0241..	MetLife.....	00000.....	13-3175978..	3219700.....	1422771.....	MetLife Securities, Inc.....	DE.....	NIA.....	MetLife, Inc.....	Ownership.....	100.000	MetLife, Inc.....
0241..	MetLife.....	00000.....	13-3179826..	3219782.....	Enterprise General Insurance Agency, Inc...	DE.....	IA.....	MetLife, Inc.....	Ownership.....	100.000	MetLife, Inc.....
0241..	MetLife.....	12232.....	20-1452630..	3320080.....	MetLife Reinsurance Company of South Carolina	SC.....	IA.....	MetLife, Inc.....	Ownership.....	100.000	MetLife, Inc.....
0241..	MetLife.....	13626.....	20-5819518..	3921870.....	MetLife Reinsurance Company of Charleston	SC.....	IA.....	MetLife, Inc.....	Ownership.....	100.000	MetLife, Inc.....
0241..	MetLife.....	14911.....	36-4741040..	MetLife Reinsurance Company of Delaware.	DE.....	IA.....	MetLife, Inc.....	Ownership.....	100.000	MetLife, Inc.....
0241..	MetLife.....	00000.....	26-6122204..	4254959.....	MetLife Capital Trust IV.....	DE.....	NIA.....	MetLife, Inc.....	Ownership.....	100.000	MetLife, Inc.....
0241..	MetLife.....	00000.....	26-6288172..	3921843.....	MetLife Capital Trust X.....	DE.....	NIA.....	MetLife, Inc.....	Ownership.....	100.000	MetLife, Inc.....
0241..	MetLife.....	00000.....	27-0858844..	4278786.....	MetLife Home Loans LLC.....	DE.....	NIA.....	MetLife, Inc.....	Ownership.....	100.000	MetLife, Inc.....
0241..	MetLife.....	00000.....	75-2417735..	2602211.....	Federal Flood Certification LLC.....	TX.....	NIA.....	MetLife, Inc.....	Ownership.....	100.000	MetLife, Inc.....
0241..	MetLife.....	00000.....	55-0790010..	3165807.....	MetLife Group, Inc.....	NY.....	NIA.....	MetLife, Inc.....	Ownership.....	100.000	MetLife, Inc.....
0241..	MetLife.....	00000.....	4242086.....	MetLife Standby I, LLC.....	DE.....	NIA.....	MetLife, Inc.....	Ownership.....	100.000	MetLife, Inc.....
0241..	MetLife.....	00000.....	4242321.....	MetLife Exchange Trust I.....	DE.....	NIA.....	MetLife Standby I, LLC.....	Ownership.....	100.000	MetLife, Inc.....
0241..	MetLife.....	00000.....	3576355.....	MetLife Investment Advisors, LLC.....	DE.....	NIA.....	MetLife, Inc.....	Ownership.....	100.000	MetLife, Inc.....
0241..	MetLife.....	00000.....	MetLife Core Property Fund GP, LLC.....	DE.....	NIA.....	MetLife Investment Advisors, LLC.....	Ownership.....	100.000	MetLife, Inc.....
0241..	MetLife.....	00000.....	80-0946518..	MetLife Core Property Fund, LP.....	DE.....	NIA.....	Metropolitan Life Insurance Company.....	Ownership.....	20.060	MetLife, Inc.....
0241..	MetLife.....	00000.....	80-0946518..	MetLife Core Property Fund, LP.....	DE.....	NIA.....	Metropolitan Life Insurance Company (on behalf of Sep Acct 746)	Ownership.....	3.240	MetLife, Inc.....
0241..	MetLife.....	00000.....	80-0946518..	MetLife Core Property Fund, LP.....	DE.....	NIA.....	Metropolitan Life Insurance Company of Korea Limited	Ownership.....	2.910	MetLife, Inc.....
0241..	MetLife.....	00000.....	80-0946518..	MetLife Core Property Fund, LP.....	DE.....	NIA.....	General American Life Insurance Company..	Ownership.....	0.070	MetLife, Inc.....

Q13.11

SCHEDULE Y

PART 1A - DETAIL OF INSURANCE HOLDING COMPANY SYSTEM

1	2	3	4	5	6	7	8	9	10	11	12	13	14	15
Group Code	Group Name	NAIC Company Code	ID Number	Federal RSSD	CIK	Name of Securities Exchange if Public Traded (U.S. or International)	Name of Parent, Subsidiaries or Affiliates	Domiciliary Location	Relationship to Reporting Entity	Directly Controlled by (Name of Entity/Person)	Type of Control (Ownership, Board, Management, Attorney-in-Fact, Influence, Other)	If Control is Ownership Provide Percentage	Ultimate Controlling Entity(ies)/Person(s)	*
0241..	MetLife.....	00000.....	80-0946518..				MetLife Core Property Fund, LP.....	DE.....	NIA.....	MetLife Insurance Company USA.....	Ownership.....	0.140	MetLife, Inc.....	
0241..	MetLife.....	00000.....	80-0947139..				MetLife Core Property REIT, LLC.....	DE.....	NIA.....	MetLife Core Property Fund, LP.....	Ownership.....	100.000	MetLife, Inc.....	
0241..	MetLife.....	00000.....	46-3934926..				MetLife Core Property Holdings, LLC.....	DE.....	NIA.....	MetLife Core Property REIT, LLC.....	Ownership.....	100.000	MetLife, Inc.....	
0241..	MetLife.....	00000.....					MCP Property Management LLC (DE).....	DE.....	NIA.....	MetLife Core Property Holdings, LLC.....	Ownership.....	100.000	MetLife, Inc.....	
0241..	MetLife.....	00000.....	13-4075851..				MetLife Commercial Mortgage Income Fund GP, LLC.....	DE.....	NIA.....	MetLife Investment Advisors, LLC.....	Ownership.....	100.000	MetLife, Inc.....	
0241..	MetLife.....	00000.....	47-2630137..				MetLife Commercial Mortgage Income Fund LP.....	DE.....	NIA.....	Metropolitan Life Insurance Company.....	Ownership.....	28.870	MetLife, Inc.....	
0241..	MetLife.....	00000.....	47-2630137..				MetLife Commercial Mortgage Income Fund LP.....	DE.....	NIA.....	MetLife Insurance Company USA.....	Ownership.....	9.620	MetLife, Inc.....	
0241..	MetLife.....	00000.....	47-2630137..				MetLife Commercial Mortgage Income Fund LP.....	DE.....	NIA.....	MetLife Insurance Company of Korea, Limited.....	Ownership.....	5.710	MetLife, Inc.....	
0241..	MetLife.....	00000.....	47-2630137..				MetLife Commercial Mortgage Income Fund LP.....	DE.....	NIA.....	MetLife Limited.....	Ownership.....	3.640	MetLife, Inc.....	
0241..	MetLife.....	00000.....	47-2630137..				MetLife Commercial Mortgage Income Fund LP.....	DE.....	NIA.....	Metropolitan Life Insurance Company of Hong Kong Limited.....	Ownership.....	0.770	MetLife, Inc.....	
0241..	MetLife.....	00000.....	47-2688528..				MetLife Commercial Mortgage REIT, LLC.....	DE.....	NIA.....	MetLife Commercial Mortgage Income Fund, LP.....	Ownership.....	100.000	MetLife, Inc.....	
0241..	MetLife.....	00000.....	47-2703778..				MetLife Commercial Mortgage Originator, LLC.....	DE.....	NIA.....	MetLife Commercial Mortgage REIT, LLC.....	Ownership.....	100.000	MetLife, Inc.....	
0241..	MetLife.....	00000.....	47-5495603..				MCMIF Holdco I, LLC.....	DE.....	NIA.....	MetLife Commercial Mortgage Originator, LLC.....	Ownership.....	100.000	MetLife, Inc.....	
0241..	MetLife.....	00000.....					MetLife International PE Fund I, LP.....	CYM.....	NIA.....	MetLife Insurance K.K. (Japan).....	Ownership.....	92.593	MetLife, Inc.....	
0241..	MetLife.....	00000.....					MetLife International PE Fund I, LP.....	CYM.....	NIA.....	Metropolitan Life Insurance Company of Hong Kong Limited.....	Ownership.....	0.576	MetLife, Inc.....	
0241..	MetLife.....	00000.....					MetLife International PE Fund I, LP.....	CYM.....	NIA.....	MetLife Limited (Hong Kong).....	Ownership.....	2.716	MetLife, Inc.....	
0241..	MetLife.....	00000.....					MetLife International PE Fund I, LP.....	CYM.....	NIA.....	MetLife Mexico S.A.....	Ownership.....	4.115	MetLife, Inc.....	
0241..	MetLife.....	00000.....					MetLife Alternatives GP, LLC.....	DE.....	NIA.....	MetLife Investment Advisors, LLC.....	Ownership.....	100.000	MetLife, Inc.....	
0241..	MetLife.....	00000.....	98-1150291..				MetLife International HF Partners, LP.....	CYM.....	NIA.....	MetLife Insurance K.K. (Japan).....	Ownership.....	88.220	MetLife, Inc.....	
0241..	MetLife.....	00000.....	98-1150291..				MetLife International HF Partners, LP.....	CYM.....	NIA.....	MetLife Insurance Company of Korea Limited.....	Ownership.....	9.470	MetLife, Inc.....	
0241..	MetLife.....	00000.....	98-1150291..				MetLife International HF Partners, LP.....	CYM.....	NIA.....	MetLife Limited (Hong Kong).....	Ownership.....	2.290	MetLife, Inc.....	
0241..	MetLife.....	00000.....	98-1150291..				MetLife International HF Partners, LP.....	CYM.....	NIA.....	MetLife Alternatives GP, LLC.....	Ownership.....	0.020	MetLife, Inc.....	
0241..	MetLife.....	00000.....	98-1162663..				MetLife International PE Fund II, LP.....	CYM.....	NIA.....	MetLife Insurance K.K. (Japan).....	Ownership.....	94.540	MetLife, Inc.....	
0241..	MetLife.....	00000.....	98-1162663..				MetLife International PE Fund II, LP.....	CYM.....	NIA.....	MetLife Limited (Hong Kong).....	Ownership.....	2.770	MetLife, Inc.....	
0241..	MetLife.....	00000.....	98-1162663..				MetLife International PE Fund II, LP.....	CYM.....	NIA.....	MetLife Mexico S.A.....	Ownership.....	2.100	MetLife, Inc.....	
0241..	MetLife.....	00000.....	98-1162663..				MetLife International PE Fund II, LP.....	CYM.....	NIA.....	Metropolitan Life Insurance Company of Hong Kong Limited.....	Ownership.....	0.590	MetLife, Inc.....	

Q13.12

SCHEDULE Y

PART 1A - DETAIL OF INSURANCE HOLDING COMPANY SYSTEM

1	2	3	4	5	6	7	8	9	10	11	12	13	14	15
Group Code	Group Name	NAIC Company Code	ID Number	Federal RSSD	CIK	Name of Securities Exchange if Public Traded (U.S. or International)	Name of Parent, Subsidiaries or Affiliates	Domiciliary Location	Relationship to Reporting Entity	Directly Controlled by (Name of Entity/Person)	Type of Control (Ownership, Board, Management, Attorney-in-Fact, Influence, Other)	If Control is Ownership Provide Percentage	Ultimate Controlling Entity(ies)/Person(s)	*
0241..	MetLife.....	00000..	98-1226825..				MetLife International PE Fund III, LP.....	CYM.....	NIA.....	MetLife Insurance K.K. (Japan).....	Ownership.....	88.930	MetLife, Inc.....	
0241..	MetLife.....	00000..	98-1226825..				MetLife International PE Fund III, LP.....	CYM.....	NIA.....	MetLife Insurance Company of Korea Limited	Ownership.....	7.910	MetLife, Inc.....	
0241..	MetLife.....	00000..	98-1226825..				MetLife International PE Fund III, LP.....	CYM.....	NIA.....	Metropolitan Life Insurance Company of Hong Kong Limited	Ownership.....	0.550	MetLife, Inc.....	
0241..	MetLife.....	00000..	98-1226825..				MetLife International PE Fund III, LP.....	CYM.....	NIA.....	MetLife Limited (Hong Kong).....	Ownership.....	2.610	MetLife, Inc.....	
0241..	MetLife.....	00000..					MetLife International PE Fund IV, LP.....	CYM.....	NIA.....	MetLife Insurance K.K. (Japan).....	Ownership.....	94.700	MetLife, Inc.....	
0241..	MetLife.....	00000..					MetLife International PE Fund IV, LP.....	CYM.....	NIA.....	MetLife Insurance Company of Korea Limited	Ownership.....	3.790	MetLife, Inc.....	
0241..	MetLife.....	00000..					MetLife International PE Fund IV, LP.....	CYM.....	NIA.....	MetLife Limited (Hong Kong).....	Ownership.....	1.510	MetLife, Inc.....	
0241..	MetLife.....	00000..					MetLife Loan Asset Management, LLC.....	DE.....	NIA.....	MetLife Investment Advisors, LLC.....	Ownership.....	100.000	MetLife, Inc.....	
0241..	MetLife.....	00000..	46-4140926..				MIM Property Management, LLC.....	DE.....	NIA.....	MetLife Investment Advisors, LLC.....	Ownership.....	100.000	MetLife, Inc.....	
0241..	MetLife.....	13092..	26-1511401..	4300892..			MetLife Reinsurance Company of Vermont..	VT.....	IA.....	MetLife, Inc.....	Ownership.....	100.000	MetLife, Inc.....	
0241..	MetLife.....	62634..	51-0104167..	4255107..			Delaware American Life Insurance Company	DE.....	IA.....	MetLife, Inc.....	Ownership.....	100.000	MetLife, Inc.....	
0241..	MetLife.....	00000..	27-1206753..				MetLife Consumer Services, Inc.....	DE.....	NIA.....	MetLife, Inc.....	Ownership.....	100.000	MetLife, Inc.....	
0241..	MetLife.....	00000..	81-3094008..				Gragg Services, LLC.....	DE.....	NIA.....	MetLife, Inc.....	Ownership.....	100.000	MetLife, Inc.....	
0241..	MetLife.....	00000..					MetLife Insurance Brokerage, Inc.....	NY.....	NIA.....	MetLife, Inc.....	Ownership.....	100.000	MetLife, Inc.....	
0241..	MetLife.....	60690..	98-0000065..	4247326..			American Life Insurance Company.....	DE.....	IA.....	MetLife, Inc.....	Ownership.....	100.000	MetLife, Inc.....	
0241..	MetLife.....	00000..	AA-1580066..				MetLife Insurance K.K. (Japan).....	JPN.....	IA.....	American Life Insurance Company.....	Ownership.....	100.000	MetLife, Inc.....	
0241..	MetLife.....	00000..					Communication One Kabushiki Kaisha (Japan)	JPN.....	NIA.....	MetLife Insurance K.K. (Japan).....	Ownership.....	100.000	MetLife, Inc.....	
0241..	MetLife.....	00000..					MetLife, Life Insurance Company.....	EGY.....	IA.....	MetLife Global Holding Company I GmbH (Swiss I)	Ownership.....	84.125	MetLife, Inc.....	
0241..	MetLife.....	00000..	AA-1860015..				MetLife Emeklilik ve Hayat A.S. (Turkey)....	TUR.....	IA.....	MetLife Global Holding Company II GmbH (Swiss II)	Ownership.....	99.980	MetLife, Inc.....	
0241..	MetLife.....	00000..					MetLife Life Insurance S.A. (Greece).....	GRC.....	IA.....	MetLife EU Holding Company Limited (Ireland)	Ownership.....	100.000	MetLife, Inc.....	
0241..	MetLife.....	00000..					MetLife Mutual Fund Company (Greece).....	GRC.....	NIA.....	MetLife Life Insurance Company S.A.....	Ownership.....	90.000	MetLife, Inc.....	
0241..	MetLife.....	00000..					International Investment Holding Company Limited (Russia)	RUS.....	NIA.....	American Life Insurance Company.....	Ownership.....	100.000	MetLife, Inc.....	
0241..	MetLife.....	00000..					UBB-MetLife Zhivotozastrahovatelno Drujestvo AD (Bulgaria)	BGR.....	IA.....	MetLife EU Holding Company Limited (Ireland)	Ownership.....	40.000	MetLife, Inc.....	
0241..	MetLife.....	00000..					MetLife American International Group and Arab National Bank Cooperative Insurance Company	SAU.....	IA.....	American Life Insurance Company.....	Ownership.....	30.000	MetLife, Inc.....	*

Q13.13

SCHEDULE Y

PART 1A - DETAIL OF INSURANCE HOLDING COMPANY SYSTEM

1	2	3	4	5	6	7	8	9	10	11	12	13	14	15
Group Code	Group Name	NAIC Company Code	ID Number	Federal RSSD	CIK	Name of Securities Exchange if Public Traded (U.S. or International)	Name of Parent, Subsidiaries or Affiliates	Domiciliary Location	Relationship to Reporting Entity	Directly Controlled by (Name of Entity/Person)	Type of Control (Ownership, Board, Management, Attorney-in-Fact, Influence, Other)	If Control is Ownership Provide Percentage	Ultimate Controlling Entity(ies)/Person(s)	*
0241..	MetLife.....	00000.....		4250072.....			PJSC MetLife (Ukraine).....	UKR.....	IA.....	MetLife Global Holding Company II GmbH (Swiss II)	Ownership.....	...99.999	MetLife, Inc.....	
0241..	MetLife.....	00000.....		4250072.....			PJSC MetLife (Ukraine).....	UKR.....	IA.....	International Technical and Advisory Services Limited (USA-Delaware)	Ownership.....	...0.001	MetLife, Inc.....	
0241..	MetLife.....	00000.....		4250072.....			PJSC MetLife (Ukraine).....	UKR.....	IA.....	Borderland Investments Limited (USA-Delaware)	Ownership.....	...0.001	MetLife, Inc.....	
0241..	MetLife.....	00000.....					MetLife Innovation Centre Limited.....	IRL.....	IA.....	MetLife Global Holding Company II GmbH (Swiss II)	Ownership.....	...99.999	MetLife, Inc.....	
0241..	MetLife.....	00000.....	51-0205283..				International Technical and Advisory Services Limited (USA-Delaware)	DE.....	NIA.....	American Life Insurance Company	Ownership.....	...100.000	MetLife, Inc.....	
0241..	MetLife.....	00000.....	02-0649743..				Borderland Investments Limited (USA-Delaware)	DE.....	NIA.....	American Life Insurance Company	Ownership.....	...100.000	MetLife, Inc.....	
0241..	MetLife.....	00000.....					ALICO Hellas Single Member Limited Liability Company (Greece)	GRC.....	NIA.....	Borderland Investments Limited (USA-Delaware)	Ownership.....	...100.000	MetLife, Inc.....	
0241..	MetLife.....	00000.....	30-0615846..				ALICO Operations, LLC. (USA-Delaware)....	DE.....	NIA.....	American Life Insurance Company	Ownership.....	...100.000	MetLife, Inc.....	
0241..	MetLife.....	00000.....					MetLife Asset Management Corp. (Japan)....	JPN.....	NIA.....	ALICO Operations, LLC. (USA-Delaware)....	Ownership.....	...100.000	MetLife, Inc.....	
0241..	MetLife.....	00000.....		4249311.....			MetLife Mas, S.A. de C.V (Mexico).....	MEX.....	IA.....	MetLife International Holdings, LLC.....	Ownership.....	...100.000	MetLife, Inc.....	
0241..	MetLife.....	00000.....		4249311.....			MetLife Mas, S.A. de C.V (Mexico).....	MEX.....	IA.....	International Technical and Advisory Services Limited (USA-Delaware)	Ownership.....	MetLife, Inc.....	
0241..	MetLife.....	00000.....		4251293.....			MetLife Seguros S.A. (Uruguay).....	URY.....	IA.....	American Life Insurance Company	Ownership.....	...74.919	MetLife, Inc.....	
0241..	MetLife.....	00000.....		4251293.....			MetLife Seguros S.A. (Uruguay).....	URY.....	IA.....	MetLife, Inc.....	Ownership.....	...25.080	MetLife, Inc.....	
0241..	MetLife.....	00000.....	52-2094092..				Alpha Properties, Inc. (USA-Delaware).....	DE.....	NIA.....	American Life Insurance Company	Ownership.....	...100.000	MetLife, Inc.....	
0241..	MetLife.....	00000.....	52-2094091..				Beta Properties, Inc. (USA-Delaware).....	DE.....	NIA.....	American Life Insurance Company	Ownership.....	...100.000	MetLife, Inc.....	
0241..	MetLife.....	00000.....	51-0389730..				Delta Properties Japan, Inc. (USA-Delaware)	DE.....	NIA.....	American Life Insurance Company	Ownership.....	...100.000	MetLife, Inc.....	
0241..	MetLife.....	00000.....	51-0389749..				Epsilon Properties Japan, Inc. (USA-Delaware)	DE.....	NIA.....	American Life Insurance Company	Ownership.....	...100.000	MetLife, Inc.....	
0241..	MetLife.....	00000.....	13-4172883..				Kappa Properties Japan, Inc. (USA-Delaware)	DE.....	NIA.....	American Life Insurance Company	Ownership.....	...100.000	MetLife, Inc.....	
0241..	MetLife.....	00000.....	02-0649738..				Iris Properties, Inc. (USA-Delaware).....	DE.....	NIA.....	American Life Insurance Company	Ownership.....	...100.000	MetLife, Inc.....	
0241..	MetLife.....	00000.....					MetLife Colombia Seguros de Vida S.A. (Columbia)	COL.....	IA.....	MetLife Global Holding II GmbH (Swiss).....	Ownership.....	...90.000	MetLife, Inc.....	
0241..	MetLife.....	00000.....					MetLife Colombia Seguros de Vida S.A. (Columbia)	COL.....	IA.....	MetLife Global Holding I GmbH (Swiss).....	Ownership.....	...10.000	MetLife, Inc.....	
0241..	MetLife.....	00000.....					MetLife Colombia Seguros de Vida S.A. (Columbia)	COL.....	IA.....	International Technical and Advisory Services Limited (USA-Delaware)	Ownership.....	MetLife, Inc.....	
0241..	MetLife.....	00000.....					MetLife Colombia Seguros de Vida S.A. (Columbia)	COL.....	IA.....	Borderland Investments Limited (USA-Delaware)	Ownership.....	MetLife, Inc.....	

Q13.14

SCHEDULE Y

PART 1A - DETAIL OF INSURANCE HOLDING COMPANY SYSTEM

1	2	3	4	5	6	7	8	9	10	11	12	13	14	15
Group Code	Group Name	NAIC Company Code	ID Number	Federal RSSD	CIK	Name of Securities Exchange if Public Traded (U.S. or International)	Name of Parent, Subsidiaries or Affiliates	Domiciliary Location	Relationship to Reporting Entity	Directly Controlled by (Name of Entity/Person)	Type of Control (Ownership, Board, Management, Attorney-in-Fact, Influence, Other)	If Control is Ownership Provide Percentage	Ultimate Controlling Entity(ies)/Person(s)	*
0241..	MetLife.....	00000.....					MetLife Colombia Seguros de Vida S.A. (Columbia)	COL.....	IA.....	Natiloportem Holdings, LLC.....	Ownership.....		MetLife, Inc.....	
0241..	MetLife.....	00000.....	13-3912049..				ALICO Properties, Inc. (USA-Delaware).....	DE.....	NIA.....	American Life Insurance Company.....	Ownership.....	51.000	MetLife, Inc.....	
0241..	MetLife.....	00000.....	13-3919049..				Global Properties, Inc. (USA-Delaware).....	DE.....	NIA.....	ALICO Properties, Inc.....	Ownership.....	100.000	MetLife, Inc.....	
0241..	MetLife.....	00000.....					MetLife Global Holding Company I GmbH (Swiss)	CHE.....	NIA.....	American Life Insurance Company.....	Ownership.....	100.000	MetLife, Inc.....	
0241..	MetLife.....	00000.....					MetLife Global Holding Company II GmbH (Swiss)	CHE.....	NIA.....	MetLife Global Holding I GmbH (Swiss).....	Ownership.....	100.000	MetLife, Inc.....	
0241..	MetLife.....	00000.....					MetLife EU Holding Company Limited (Ireland)	IRL.....	NIA.....	MetLife Global Holding II GmbH (Swiss).....	Ownership.....	100.000	MetLife, Inc.....	
0241..	MetLife.....	00000.....	98-0552186..	4249302.....			ALICO European Holding Limited (Ireland)...	IRL.....	NIA.....	MetLife Global Holding II GmbH (Swiss).....	Ownership.....	100.000	MetLife, Inc.....	
0241..	MetLife.....	00000.....	AA-1780108.				MetLife Europe Limited.....	IRL.....	IA.....	International Technical Advisory Services Limited	Ownership.....		MetLife, Inc.....	
0241..	MetLife.....	00000.....	AA-1780108.				MetLife Europe Limited.....	IRL.....	IA.....	American Life Insurance Company.....	Ownership.....	3.997	MetLife, Inc.....	
0241..	MetLife.....	00000.....	AA-1780108.				MetLife Europe Limited.....	IRL.....	IA.....	MetLife Holding (Cyprus) Limited.....	Ownership.....		MetLife, Inc.....	
0241..	MetLife.....	00000.....	AA-1780108.				MetLife Europe Limited.....	IRL.....	IA.....	MetLife EU Holding Company.....	Ownership.....	96.003	MetLife, Inc.....	
0241..	MetLife.....	00000.....					MetLife Services EOOD (Bulgaria).....	BGR.....	NIA.....	MetLife EU Holding Company Limited (Ireland)	Ownership.....	100.000	MetLife, Inc.....	
0241..	MetLife.....	00000.....					MetLife Pension Trustees Limited (UK).....	GBR.....	NIA.....	MetLife Europe Limited.....	Ownership.....	100.000	MetLife, Inc.....	
0241..	MetLife.....	00000.....		4255367.....			First American-Hungarian Insurance Agency Limited (Hungary)	HUN.....	IA.....	MetLife EU Holding Company Limited (Ireland)	Ownership.....	100.000	MetLife, Inc.....	
0241..	MetLife.....	00000.....		4258407.....			MetLife Solutions S.A.S. (France).....	FRA.....	NIA.....	MetLife EU Holding Company Limited (Ireland)	Ownership.....	100.000	MetLife, Inc.....	
0241..	MetLife.....	00000.....					MetLife Asia Holding Company Pte. Ltd.....	SGP.....	NIA.....	MetLife Global Holding II GmbH (Swiss).....	Ownership.....	100.000	MetLife, Inc.....	
0241..	MetLife.....	00000.....					MetLife Innovation Centre Pte. Ltd.....	SGP.....	NIA.....	MetLife Asia Holding Company Pte. Ltd.....	Ownership.....	100.000	MetLife, Inc.....	
0241..	MetLife.....	00000.....					MetLife Reinsurance Company of Bermuda Ltd.	BMU.....	IA.....	MetLife Global Holding II GmbH (Swiss).....	Ownership.....	100.000	MetLife, Inc.....	
0241..	MetLife.....	00000.....					MetLife Investment Management Limited (UK)	GBR.....	NIA.....	MetLife Global Holding II GmbH (Swiss).....	Ownership.....	100.000	MetLife, Inc.....	
0241..	MetLife.....	00000.....		4255246.....			Metropolitan Life Societate de Administrare a unui Fond de Pensii Administrat Privat S.A. (Romania)	ROU.....	IA.....	MetLife EU Holding Company Limited.....	Ownership.....	99.984	MetLife, Inc.....	
0241..	MetLife.....	00000.....		4255246.....			Metropolitan Life Societate de Administrare a unui Fond de Pensii Administrat Privat S.A. (Romania)	ROU.....	IA.....	MetLife Services Sp. z o.o.....	Ownership.....	0.016	MetLife, Inc.....	
0241..	MetLife.....	00000.....					Metropolitan Life Training & Consulting S.R.L. (Romania)	ROU.....	NIA.....	MetLife EU Holding Company Limited (Ireland)	Ownership.....	99.990	MetLife, Inc.....	
0241..	MetLife.....	00000.....					Metropolitan Life Training & Consulting S.R.L. (Romania)	ROU.....	NIA.....	MetLife Global Holding II GmbH (Swiss).....	Ownership.....	0.010	MetLife, Inc.....	

Q13.15

SCHEDULE Y

PART 1A - DETAIL OF INSURANCE HOLDING COMPANY SYSTEM

1	2	3	4	5	6	7	8	9	10	11	12	13	14	15
Group Code	Group Name	NAIC Company Code	ID Number	Federal RSSD	CIK	Name of Securities Exchange if Public Traded (U.S. or International)	Name of Parent, Subsidiaries or Affiliates	Domiciliary Location	Relationship to Reporting Entity	Directly Controlled by (Name of Entity/Person)	Type of Control (Ownership, Board, Management, Attorney-in-Fact, Influence, Other)	If Control is Ownership Provide Percentage	Ultimate Controlling Entity(ies)/Person(s)	*
0241..	MetLife.....	00000.....		4249469.....			ZAO Master D (Russia).....	RUS.....	NIA.....	ALICO European Holding Limited (Ireland)...	Ownership.....	...100.000	MetLife, Inc.....	
0241..	MetLife.....	00000.....		4249991.....			Joint Stock Company MetLife Insurance Company (Russia)	RUS.....	IA.....	MetLife Global Holding II GmbH (Swiss).....	Ownership.....	...49.000	MetLife, Inc.....	
0241..	MetLife.....	00000.....		4249991.....			Joint Stock Company MetLife Insurance Company (Russia)	RUS.....	IA.....	ZAO Master D (Russia).....	Ownership.....	...51.000	MetLife, Inc.....	
0241..	MetLife.....	00000.....		4255198.....			MetLife Slovakia s.r.o.....	SVK.....	NIA.....	MetLife EU Holding Company Limited (Ireland)	Ownership.....	...99.956	MetLife, Inc.....	
0241..	MetLife.....	00000.....		4255198.....			MetLife Slovakia s.r.o.....	SVK.....	NIA.....	International Technical and Advisory Services Limited (USA-Delaware)	Ownership.....	...0.044	MetLife, Inc.....	
0241..	MetLife.....	00000.....		4255189.....			MetLife SK, a.s.....	SVK.....	NIA.....	MetLife EU Holding Company Limited (Ireland)	Ownership.....	...100.000	MetLife, Inc.....	
0241..	MetLife.....	00000.....					MetLife Services Cyprus Ltd.....	CYP.....	IA.....	MetLife Holdings (Cyprus) Limited.....	Ownership.....	...100.000	MetLife, Inc.....	
0241..	MetLife.....	00000.....					Hellenic Alico Life Insurance Company Ltd. (Cyprus)	CYP.....	IA.....	American Life Insurance Company (Cyprus) Limited	Ownership.....	...27.500	MetLife, Inc.....	
0241..	MetLife.....	00000.....		4247335.....			MetLife Towarzystwo Ubezpieczen na Zycie i Reasekuracji S.A.	POL.....	IA.....	MetLife EU Holding Company Limited (Ireland)	Ownership.....	...100.000	MetLife, Inc.....	
0241..	MetLife.....	00000.....		4258331.....			Agenvita S.r.l. (Italy).....	ITA.....	IA.....	MetLife EU Holding Company Limited (Ireland)	Ownership.....	...100.000	MetLife, Inc.....	
0241..	MetLife.....	00000.....					MetLife Services, Sociedad Limitada (Spain)	ESP.....	NIA.....	MetLife EU Holding Company Limited (Ireland)	Ownership.....	...100.000	MetLife, Inc.....	
0241..	MetLife.....	00000.....		2981224.....			MetLife Insurance Limited (U.K.).....	GBR.....	IA.....	MetLife EU Holding Company Limited (Ireland)	Ownership.....	...99.999	MetLife, Inc.....	
0241..	MetLife.....	00000.....					MetLife Holdings (Cyprus) Limited.....	CYP.....	NIA.....	MetLife EU Holding Company Limited (Ireland)	Ownership.....	...100.000	MetLife, Inc.....	
0241..	MetLife.....	00000.....					MetLife Europe Insurance Limited (Ireland)..	IRL.....	IA.....	MetLife EU Holding Company Limited (Ireland)	Ownership.....	...93.000	MetLife, Inc.....	
0241..	MetLife.....	00000.....					MetLife Europe Insurance Limited (Ireland)..	IRL.....	IA.....	American Life Insurance Company	Ownership.....	...7.000	MetLife, Inc.....	
0241..	MetLife.....	00000.....		4189864.....			MetLife Europe Services Limited (Ireland)...	IRL.....	NIA.....	MetLife EU Holding Company Limited (Ireland)	Ownership.....	...100.000	MetLife, Inc.....	
0241..	MetLife.....	00000.....	95-3947585..	3166064.....			MetLife Investors Group, LLC.....	DE.....	NIA.....	MetLife, Inc.....	Ownership.....	...100.000	MetLife, Inc.....	
0241..	MetLife.....	00000.....	43-1906210..	3373563.....	1130412.....		MetLife Investors Distribution Company.....	MO.....	NIA.....	MetLife Investors Group, LLC.....	Ownership.....	...100.000	MetLife, Inc.....	
0241..	MetLife.....	00000.....	04-3240897..	4288440.....	1071039.....		MetLife Advisers, LLC.....	MA.....	NIA.....	MetLife Investors Group, LLC.....	Ownership.....	...100.000	MetLife, Inc.....	

Q13.16

SUPPLEMENTAL EXHIBITS AND SCHEDULES INTERROGATORIES

The following supplemental reports are required to be filed as part of your statement filing. However, in the event that your company does not transact the type of business for which the special report must be filed, your response of NO to the specific interrogatory will be accepted in lieu of filing a "NONE" report and a bar code will be printed below. If the supplement is required of your company but is not being filed for whatever reason, enter SEE EXPLANATION and provide an explanation following the interrogatory questions.

	Response
1. Will the Trusteed Surplus Statement be filed with the state of domicile and the NAIC with this statement?	NO
2. Will the Medicare Part D Coverage Supplement be filed with the state of domicile and the NAIC with this statement?	NO
3. Will the Reasonableness of Assumptions Certification required by Actuarial Guideline XXXV be filed with the state of domicile and electronically with the NAIC?	NO
4. Will the Reasonableness and Consistency of Assumptions Certification required by Actuarial Guideline XXXV be filed with the state of domicile and electronically with the NAIC?	NO
5. Will the Reasonableness of Assumptions Certification for Implied Guaranteed Rate Method required by Actuarial Guideline XXXVI be filed with the state of domicile and electronically with the NAIC?	NO
6. Will the Reasonableness and Consistency of Assumptions Certification required by Actuarial Guideline XXXVI (Updated Average Market Value) be filed with the state of domicile and electronically with the NAIC?	NO
7. Will the Reasonableness and Consistency of Assumptions Certification required by Actuarial Guideline XXXVI (Updated Market Value) be filed with the state of domicile and electronically with the NAIC?	NO

Explanations:

1. The data for this supplement is not required to be filed.
2. The data for this supplement is not required to be filed.
3. The data for this supplement is not required to be filed.
4. The data for this supplement is not required to be filed.
5. The data for this supplement is not required to be filed.
6. The data for this supplement is not required to be filed.
7. The data for this supplement is not required to be filed.

Bar Code:



Statement as of June 30, 2016 of the **New England Life Insurance Company**
Overflow Page for Write-Ins

Additional Write-ins for Summary of Operations:

	1 Current Year to Date	2 Prior Year to Date	3 Prior Year Ended December 31
5304. Net gain (loss) on pension and postretirement benefit plans.....	0	0	(5,686,850)
5305. Prior period adjustment.....	0	0	204,491
5397. Summary of remaining write-ins for Line 53.....	0	0	(5,482,359)

New England Life Insurance Company
SCHEDULE A - VERIFICATION

Real Estate

	1 Year to Date	2 Prior Year Ended December 31
1. Book/adjusted carrying value, December 31 of prior year.....	0	
2. Cost of acquired:		
2.1 Actual cost at time of acquisition.....		
2.2 Additional investment made after acquisition.....		
3. Current year change in encumbrances.....		
4. Total gain (loss) on disposals.....		
5. Deduct amounts received on disposals.....		
6. Total foreign exchange change in book/adjusted carrying value.....		
7. Deduct current year's other-than-temporary impairment recognized.....		
8. Deduct current year's depreciation.....		
9. Book/adjusted carrying value at end of current period (Lines 1+2+3+4-5+6-7-8).....	0	0
10. Deduct total nonadmitted amounts.....		
11. Statement value at end of current period (Line 9 minus Line 10).....	0	0

NONE

SCHEDULE B - VERIFICATION

Mortgage Loans

	1 Year to Date	2 Prior Year Ended December 31
1. Book value/recorded investment excluding accrued interest, December 31 of prior year.....	121,258,948	133,172,753
2. Cost of acquired:		
2.1 Actual cost at time of acquisition.....		10,500,000
2.2 Additional investment made after acquisition.....		
3. Capitalized deferred interest and other.....		
4. Accrual of discount.....	8,681	17,363
5. Unrealized valuation increase (decrease).....		
6. Total gain (loss) on disposals.....		
7. Deduct amounts received on disposals.....	16,319,041	22,431,168
8. Deduct amortization of premium and mortgage interest points and commitment fees.....		
9. Total foreign exchange change in book value/recorded investment excluding accrued interest.....		
10. Deduct current year's other-than-temporary impairment recognized.....		
11. Book value/recorded investment excluding accrued interest at end of current period (Lines 1+2+3+4+5+6-7-8+9-10).....	104,948,588	121,258,948
12. Total valuation allowance.....		
13. Subtotal (Line 11 plus Line 12).....	104,948,588	121,258,948
14. Deduct total nonadmitted amounts.....		
15. Statement value at end of current period (Line 13 minus Line 14).....	104,948,588	121,258,948

SCHEDULE BA - VERIFICATION

Other Long-Term Invested Assets

	1 Year to Date	2 Prior Year Ended December 31
1. Book/adjusted carrying value, December 31 of prior year.....	57,244,538	85,905,414
2. Cost of acquired:		
2.1 Actual cost at time of acquisition.....		
2.2 Additional investment made after acquisition.....	11,329,344	41,494,659
3. Capitalized deferred interest and other.....		
4. Accrual of discount.....		
5. Unrealized valuation increase (decrease).....	(815,503)	216,691
6. Total gain (loss) on disposals.....		
7. Deduct amounts received on disposals.....	3,690,248	70,372,226
8. Deduct amortization of premium and depreciation.....		
9. Total foreign exchange change in book/adjusted carrying value.....		
10. Deduct current year's other-than-temporary impairment recognized.....		
11. Book/adjusted carrying value at end of current period (Lines 1+2+3+4+5+6-7-8+9-10).....	64,068,131	57,244,538
12. Deduct total nonadmitted amounts.....		
13. Statement value at end of current period (Line 11 minus Line 12).....	64,068,131	57,244,538

SCHEDULE D - VERIFICATION

Bonds and Stocks

	1 Year to Date	2 Prior Year Ended December 31
1. Book/adjusted carrying value of bonds and stocks, December 31 of prior year.....	1,479,384,400	1,517,924,263
2. Cost of bonds and stocks acquired.....	209,111,176	550,045,390
3. Accrual of discount.....	2,065,266	6,537,576
4. Unrealized valuation increase (decrease).....	(416,350)	
5. Total gain (loss) on disposals.....	(1,197,474)	825,097
6. Deduct consideration for bonds and stocks disposed of.....	152,311,958	588,626,871
7. Deduct amortization of premium.....	687,615	1,524,414
8. Total foreign exchange change in book/adjusted carrying value.....	790,915	(5,403,218)
9. Deduct current year's other-than-temporary impairment recognized.....		393,423
10. Book/adjusted carrying value at end of current period (Lines 1+2+3+4+5-6-7+8-9).....	1,536,738,360	1,479,384,400
11. Deduct total nonadmitted amounts.....		
12. Statement value at end of current period (Line 10 minus Line 11).....	1,536,738,360	1,479,384,400

SCHEDULE D - PART 1B

Showing the Acquisitions, Dispositions and Non-Trading Activity
During the Current Quarter for all Bonds and Preferred Stock by NAIC Designation

	1	2	3	4	5	6	7	8
NAIC Designation	Book/Adjusted Carrying Value Beginning of Current Quarter	Acquisitions During Current Quarter	Dispositions During Current Quarter	Non-Trading Activity During Current Quarter	Book/Adjusted Carrying Value End of First Quarter	Book/Adjusted Carrying Value End of Second Quarter	Book/Adjusted Carrying Value End of Third Quarter	Book/Adjusted Carrying Value December 31 Prior Year
BONDS								
1. NAIC 1 (a).....	680,523,468	97,310,327	39,297,377	1,788,783	680,523,468	740,325,201		649,241,589
2. NAIC 2 (a).....	642,665,460	9,700,419	10,698,330	(2,633,227)	642,665,460	639,034,322		655,847,839
3. NAIC 3 (a).....	127,375,196	2,392,380	6,336,434	(725,093)	127,375,196	122,706,049		121,059,527
4. NAIC 4 (a).....	46,366,991	1,969,760	4,078,424	814,099	46,366,991	45,072,426		49,664,499
5. NAIC 5 (a).....	4,025,206		529,320	(241,765)	4,025,206	3,254,121		3,570,946
6. NAIC 6 (a).....	148,750		625	181,375	148,750	329,500		
7. Total Bonds.....	1,501,105,071	111,372,886	60,940,510	(815,828)	1,501,105,071	1,550,721,619	0	1,479,384,400
PREFERRED STOCK								
8. NAIC 1.....						0		
9. NAIC 2.....						0		
10. NAIC 3.....						0		
11. NAIC 4.....						0		
12. NAIC 5.....						0		
13. NAIC 6.....						0		
14. Total Preferred Stock.....	0	0	0	0	0	0	0	0
15. Total Bonds and Preferred Stock.....	1,501,105,071	111,372,886	60,940,510	(815,828)	1,501,105,071	1,550,721,619	0	1,479,384,400

QS102

(a) Book/Adjusted Carrying Value column for the end of the current reporting period includes the following amount of non-rated short-term and cash equivalent bonds by NAIC designation:
NAIC 1 \$.....13,983,257; NAIC 2 \$.....0; NAIC 3 \$.....0; NAIC 4 \$.....0; NAIC 5 \$.....0; NAIC 6 \$.....0.

SCHEDULE DA - PART 1

Short-Term Investments

	1 Book/Adjusted Carrying Value	2 Par Value	3 Actual Cost	4 Interest Collected Year To Date	5 Paid for Accrued Interest Year To Date
9199999.....	9,985,371	.XXX.....	9,977,375	7,996	

SCHEDULE DA - VERIFICATION

Short-Term Investments

	1 Year To Date	2 Prior Year Ended December 31
1. Book/adjusted carrying value, December 31 of prior year.....	0	
2. Cost of short-term investments acquired.....	9,977,375	
3. Accrual of discount.....	7,996	
4. Unrealized valuation increase (decrease).....		
5. Total gain (loss) on disposals.....		
6. Deduct consideration received on disposals.....		
7. Deduct amortization of premium.....		
8. Total foreign exchange change in book/adjusted carrying value.....		
9. Deduct current year's other-than-temporary impairment recognized.....		
10. Book/adjusted carrying value at end of current period (Lines 1+2+3+4+5-6-7+8-9).....	9,985,371	0
11. Deduct total nonadmitted amounts.....		
12. Statement value at end of current period (Line 10 minus Line 11).....	9,985,371	0

SCHEDULE DB - PART A - VERIFICATION

Options, Caps, Floors, Collars, Swaps and Forwards

1. Book/adjusted carrying value, December 31, prior year (Line 9, prior year).....	16,705,194
2. Cost paid/(consideration received) on additions.....	(776)
3. Unrealized valuation increase/(decrease).....	427,087
4. Total gain (loss) on termination recognized.....	143,374
5. Considerations received/(paid) on terminations.....	(33,463)
6. Amortization.....	(12,366)
7. Adjustment to the book/adjusted carrying value of hedge item.....	
8. Total foreign exchange change in book/adjusted carrying value.....	(815,745)
9. Book/adjusted carrying value at end of current period (Lines 1 + 2 + 3 + 4 - 5 + 6 + 7 + 8).....	16,480,231
10. Deduct nonadmitted assets.....	
11. Statement value at end of current period (Line 9 minus Line 10).....	16,480,231

SCHEDULE DB - PART B - VERIFICATION

Futures Contracts

1. Book/adjusted carrying value, December 31, prior year (Line 6, prior year).....	
2. Cumulative cash change (Section 1, Broker Name/Net Cash Deposits Footnote - Cumulative Cash Change column).....	
3.1 Add:	
Change in variation margin on open contracts - Highly Effective Hedges:	
3.11 Section 1, Column 15, current year to date minus.....	
3.12 Section 1, Column 15, prior year.....	0
Change in variation margin on open contracts - All Other:	
3.13 Section 1, Column 18, current year to date minus.....	
3.14 Section 1, Column 18, prior year.....	0
	0
3.2 Add:	
Change in adjustment to basis of hedged item:	
3.21 Section 1, Column 17, current year to date minus.....	NONE
3.22 Section 1, Column 17, prior year.....	0
Change in amount recognized:	
3.23 Section 1, Column 19, current year to date minus.....	
3.24 Section 1, Column 19, prior year.....	0
	0
3.3 Subtotal (Line 3.1 minus Line 3.2).....	0
4.1 Cumulative variation margin on terminated contracts during the year.....	
4.2 Less:	
4.21 Amount used to adjust basis of hedged item.....	
4.22 Amount recognized.....	0
4.3 Subtotal (Line 4.1 minus Line 4.2).....	0
5. Dispositions gains (losses) on contracts terminated in prior year:	
5.1 Total gain (loss) recognized for terminations in prior year.....	
5.2 Total gain (loss) adjusted into the hedged item(s) for the terminations in prior year.....	
6. Book/adjusted carrying value at end of current period (Lines 1 + 2 + 3.3 - 4.3 - 5.1 - 5.2).....	0
7. Deduct nonadmitted assets.....	
8. Statement value at end of current period (Line 6 minus Line 7).....	0

SCHEDULE DB - PART C - SECTION 1

Replication (Synthetic Asset) Transactions Open as of Current Statement Date

Replication (Synthetic) Asset Transactions								Components of the Replication (Synthetic Asset) Transactions							
1 Number	2 Description	3 NAIC Designation or Other Description	4 Notional Amount	5 Book/Adjusted Carrying Value	6 Fair Value	7 Effective Date	8 Maturity Date	Derivative Instrument(s) Open			Cash Instrument(s) Held				
								9 Description	10 Book/Adjusted Carrying Value	11 Fair Value	12 CUSIP	13 Description	14 NAIC Desig. or Other Description	15 Book/Adjusted Carrying Value	16 Fair Value
Replicated Assets Open															
12518*FX3...	CDX.NA.IG.26.....	2.....22,000,00019,521,95726,167,211	03/29/2016	06/20/2021	CDX.NA.IG.26 Credit Default Swap..180,231237,274	912803 CH 4	TREASURY STRIP (PRIN).....	1.....19,341,72625,929,937
12518*FX3...	CDX.NA.IG.26.....	2.....7,180,35410,144,063	CDX.NA.IG.26 Credit Default Swap..	912803 CK 7	TREASURY STRIP (PRIN).....	1.....7,180,35410,144,063
9999999	Total.....26,702,31136,311,27436,311,274XXX.....XXX.....XXX.....180,231237,274XXX.....XXX.....XXX.....26,522,08036,074,000

QS105

SCHEDULE DB - PART C - SECTION 2

Reconciliation (Synthetic Asset) Transactions Open

	First Quarter		Second Quarter		Third Quarter		Fourth Quarter		Year-To-Date	
	1 Number of Positions	2 Total Replication (Synthetic Asset) Transactions Statement Value	3 Number of Positions	4 Total Replication (Synthetic Asset) Transactions Statement Value	5 Number of Positions	6 Total Replication (Synthetic Asset) Transactions Statement Value	7 Number of Positions	8 Total Replication (Synthetic Asset) Transactions Statement Value	9 Number of Positions	10 Total Replication (Synthetic Asset) Transactions Statement Value
1. Beginning Inventory.....	2	39,537,208	1	26,455,610	0	0	0	0	2	39,537,208
2. Add: Opened or acquired transactions.....	1	26,455,610							1	26,455,610
3. Add: Increases in replication (synthetic asset) transactions statement value.....	XXX		XXX	246,701	XXX		XXX		XXX	246,701
4. Less: Closed or disposed of transactions.....	2	39,537,208							2	39,537,208
5. Less: Positions disposed of for failing effectiveness criteria.....									0	0
6. Less: Decreases in replication (synthetic asset) transactions statement value.....	XXX		XXX		XXX		XXX		XXX	0
7. Ending Inventory.....	1	26,455,610	1	26,702,311	0	0	0	0	1	26,702,311

90150

SCHEDULE DB - VERIFICATION

Verification of Book/Adjusted Carrying Value, Fair Value and Potential Exposure of all Open Derivative Contracts

		Book/Adjusted Carrying Value Check
1.	Part A, Section 1, Column 14.....	16,480,231
2.	Part B, Section 1, Column 15 plus Part B, Section 1 Footnote - Total Ending Cash Balance.....	
3.	Total (Line 1 plus Line 2).....	16,480,231
4.	Part D, Section 1, Column 5.....	16,540,780
5.	Part D, Section 1, Column 6.....	(60,549)
6.	Total (Line 3 minus Line 4 minus Line 5).....	0
		Fair Value Check
7.	Part A, Section 1, Column 16.....	21,214,801
8.	Part B, Section 1, Column 13.....	
9.	Total (Line 7 plus Line 8).....	21,214,801
10.	Part D, Section 1, Column 8.....	21,277,455
11.	Part D, Section 1, Column 9.....	(62,654)
12.	Total (Line 9 minus Line 10 minus Line 11).....	0
		Potential Exposure Check
13.	Part A, Section 1, Column 21.....	23,366,557
14.	Part B, Section 1, Column 20.....	
15.	Part D, Section 1, Column 11.....	23,366,557
16.	Total (Line 13 plus Line 14 minus Line 15).....	0

SCHEDULE E- VERIFICATION

Cash Equivalents

	1 Year To Date	2 Prior Year Ended December 31
1. Book/adjusted carrying value, December 31 of prior year.....	.0	
2. Cost of cash equivalents acquired.....	15,996,322	
3. Accrual of discount.....	1,563	
4. Unrealized valuation increase (decrease).....		
5. Total gain (loss) on disposals.....		
6. Deduct consideration received on disposals.....	12,000,000	
7. Deduct amortization of premium.....		
8. Total foreign exchange change in book/ adjusted carrying value.....		
9. Deduct current year's other-than-temporary impairment recognized.....		
10. Book/adjusted carrying value at end of current period (Lines 1+2+3+4+5-6-7+8-9).....	3,997,885	.0
11. Deduct total nonadmitted amounts.....		
12. Statement value at end of current period (Line 10 minus Line 11).....	3,997,885	.0

SCHEDULE A - PART 2

Showing all Real Estate ACQUIRED AND ADDITIONS MADE During the Current Quarter

1 Description of Property	Location		4 Date Acquired	5 Name of Vendor	6 Actual Cost at Time of Acquisition	7 Amount of Encumbrances	8 Book/Adjusted Carrying Value Less Encumbrances	9 Additional Investment Made After Acquisition
	2 City	3 State						

NONE

QE01

SCHEDULE A - PART 3

Showing all Real Estate DISPOSED During the Quarter, Including Payments During the Final Year on "Sales Under Contract "

1 Description of Property	Location		4 Disposal Date	5 Name of Purchaser	6 Actual Cost	7 Expended for Additions, Permanent Improvements and Changes in Encumbrances	8 Book/Adjusted Carrying Value Less Encumbrances Prior Year	Change in Book/Adjusted Carrying Value Less Encumbrances					14 Book/Adjusted Carrying Value Less Encumbrances on Disposal	15 Amounts Received During Year	16 Foreign Exchange Gain (Loss) on Disposal	17 Realized Gain (Loss) on Disposal	18 Total Gain (Loss) on Disposal	19 Gross Income Earned Less Interest Incurred on Encumbrances	20 Taxes, Repairs, and Expenses Incurred
	2 City	3 State						9 Current Year's Depreciation	10 Current Year's Other-Than-Temporary Impairment Recognized	11 Current Year's Change in Encumbrances	12 Total Change in B./A.C.V. (11 - 9 - 10)	13 Total Foreign Exchange Change in B./A.C.V.							

NONE

SCHEDULE B - PART 2

Showing all Mortgage Loans ACQUIRED AND ADDITIONS MADE During the Current Quarter

1	Location		4	5	6	7	8	9
Loan Number	2	3	Loan Type	Date Acquired	Rate of Interest	Actual Cost at Time of Acquisition	Additional Investment Made After Acquisition	Value of Land and Buildings
	City	State						

NONE

SCHEDULE B - PART 3

Showing all Mortgage Loans DISPOSED, Transferred or Repaid During the Current Quarter

QE02

1	Location		4	5	6	7	Change in Book Value/Recorded Investment					14	15	16	17	18	
Loan Number	2	3	Loan Type	Date Acquired	Disposal Date	Book Value/Recorded Investment Excluding Accrued Interest Prior Year	8	9	10	11	12	13	Book Value / Recorded Investment Excluding Accrued Interest on Disposal	Consideration	Foreign Exchange Gain (Loss) on Disposal	Realized Gain (Loss) on Disposal	Total Gain (Loss) on Disposal
	City	State					Unrealized Valuation Increase (Decrease)	Current Year's (Amortization) / Accretion	Current Year's Other-Than-Temporary Impairment Recognized	Capitalized Deferred Interest and Other	Total Change in Book Value (8 + 9 - 10 + 11)	Total Foreign Exchange Change in Book Value					
Mortgages Closed by Repayment																	
0000702363.....	NEW YORK (MANHATTAN).....	NY.....		06/10/2011....	05/20/2016....	15,000,000	-	-	-	-0	-15,000,00015,000,000	-	-0
0199999. Total - Mortgages Closed by Repayment.....						15,000,00000000015,000,00015,000,000000
Mortgages With Partial Repayments																	
Scheduled Repayments.....						000000641,834641,834000
0299999. Total - Mortgages With Partial Repayments.....						0000000641,834641,834000
0599999. Total Mortgages.....						15,000,00000000015,641,83415,641,834000

SCHEDULE BA - PART 2

Showing Other Long-Term Invested Assets ACQUIRED AND ADDITIONS MADE During the Current Quarter

1 CUSIP Identification	2 Name or Description	Location		5 Name of Vendor or General Partner	6 NAIC Designation	7 Date Originally Acquired	8 Type and Strategy	9 Actual Cost at Time of Acquisition	10 Additional Investment Made after Acquisition	11 Amount of Encumbrances	12 Commitment for Additional Investment	13 Percentage of Ownership	
		3 City	4 State										
Joint Venture or Partnership Interests That Have Underlying Characteristics of Common Stocks - Unaffiliated													
	Landmark Equity Partners XIV, L.P.....	Simsbury.....	CT...	Landmark.....		12/19/2008.....			35,467	-	343,579	0.230	
	Odyssey Investment Partners Fund IV, LP.....	New York.....	NY...	Odyssey Investment Partners.....		12/23/2008.....			4,665	-	782,925	0.150	
1599999. Total - Joint Venture or Partnership Interests That Have Underlying Characteristics of Common Stocks - Unaffiliated.....									0	40,132	0	1,126,504	XXX.....
Joint Venture or Partnership Interests That Have Underlying Characteristics of Real Estate - Affiliated													
	p000911 - MetLife LHH Member, LLC.....	Los Angeles.....	CA...	METLIFE.....		11/08/2012.....			1,709	-		10.990	
1899999. Total - Joint Venture or Partnership Interests That Have Underlying Characteristics of Real Estate - Affiliated.....									0	1,709	0	0	XXX.....
4499999. Subtotal - Unaffiliated.....									0	40,132	0	1,126,504	XXX.....
4599999. Subtotal - Affiliated.....									0	1,709	0	0	XXX.....
4699999. Totals.....									0	41,841	0	1,126,504	XXX.....

SCHEDULE BA - PART 3

Showing Other Long-Term Invested Assets DISPOSED, Transferred or Repaid During the Current Quarter

1 CUSIP Identification	2 Name or Description	Location		5 Name of Purchaser or Nature of Disposal	6 Date Originally Acquired	7 Disposal Date	8 Book/Adjusted Carrying Value Less Encumbrances, Prior Year	Changes in Book/Adjusted Carrying Value						15 Book/Adjusted Carrying Value Less Encumbrances on Disposal	16 Consideration	17 Foreign Exchange Gain (Loss) on Disposal	18 Realized Gain (Loss) on Disposal	19 Total Gain (Loss) on Disposal	20 Investment Income
		3 City	4 State					9 Unrealized Valuation Increase (Decrease)	10 Current Year's (Depreciation) or (Amortization) / Accretion	11 Current Year's Other-Than-Temporary Impairment Recognized	12 Capitalized Deferred Interest and Other	13 Total Change in B./A.C.V. (9+10-11+12)	14 Total Foreign Exchange Change in B./A.C.V.						
Fixed or Variable Interest Rate Investments That Have Underlying Characteristics of Bonds - Affiliated																			
59219#	10 9 Metropolitan Money Market Pool	New York.....	NY..	Various.....	06/30/2016	06/30/2016	2,584,229	-	-	-	-	0	-	2,584,229	2,584,229	-	-	0	-
0899999. Total - Fixed or Variable Interest Rate Investments That Have Underlying Characteristics of Bonds - Affiliated.....								2,584,229	0	0	0	0	0	2,584,229	2,584,229	0	0	0	0
Joint Venture or Partnership Interests That Have Underlying Characteristics of Common Stocks - Unaffiliated																			
	Landmark Equity Partners XIV, L.P.....	Simsbury.....	CT..	Normal Distributions and/or adjustments..	12/19/2008	06/30/2016	78,255	-	-	-	-	0	-	78,255	78,255	-	-	0	-
	Life Insurance Community Investment Initiative, L.L.C.	Boston.....	MA.	Normal Distributions and/or adjustments..	01/01/1999	06/30/2016	128	-	-	-	-	0	-	128	128	-	-	0	-
	Massachusetts Capital Resource Company.....	Boston.....	MA.	Normal Distributions and/or adjustments..	08/30/1996	06/30/2016	469,511	-	-	-	-	0	-	469,511	469,511	-	-	0	-
1599999. Total - Joint Venture or Partnership Interests That Have Underlying Characteristics of Common Stocks - Unaffiliated.....								547,894	0	0	0	0	0	547,894	547,894	0	0	0	0
Joint Venture or Partnership Interests That Have Underlying Characteristics of Real Estate - Affiliated																			
	p000911 - MetLife LHH Member, LLC.....	Los Angeles.....	CA..	Normal Distributions and/or adjustments..	11/08/2012	06/30/2016	456,044	-	-	-	-	0	-	456,044	456,044	-	-	0	-
1899999. Total - Joint Venture or Partnership Interests That Have Underlying Characteristics of Real Estate - Affiliated.....								456,044	0	0	0	0	0	456,044	456,044	0	0	0	0
4499999. Subtotal - Unaffiliated.....								547,894	0	0	0	0	0	547,894	547,894	0	0	0	0
4599999. Subtotal - Affiliated.....								3,040,273	0	0	0	0	0	3,040,273	3,040,273	0	0	0	0
4699999. Totals.....								3,588,167	0	0	0	0	0	3,588,167	3,588,167	0	0	0	0

QE03

SCHEDULE D - PART 3

Show all Long-Term Bonds and Stock Acquired During the Current Quarter

1	2	3	4	5	6	7	8	9	10
CUSIP Identification	Description	Foreign	Date Acquired	Name of Vendor	Number of Shares of Stock	Actual Cost	Par Value	Paid for Accrued Interest and Dividends	NAIC Designation or Market Indicator (a)
Bonds - U.S. Government									
912828 P4 6	UNITED STATES TREASURY 1.625% 02/15/26		05/04/2016	SOCIETE GENERALE		44,354,991	45,000,000	160,714	1
0599999. Total Bonds - U.S. Government						44,354,991	45,000,000	160,714	XXX
Bonds - All Other Government									
651333 DR 4	NEWFOUNDLAND PROVINCE OF 8.650% 10/22/	A	04/13/2016	NATIONAL BANK OF CANADA FINANC		16,919,739	12,770,000	540,029	1FE
1099999. Total Bonds - All Other Government						16,919,739	12,770,000	540,029	XXX
Bonds - U.S. Special Revenue and Special Assessment									
3137AL XC 8	FREDDIE MAC FHLMC_3996 3.500% 02/01/42		06/01/2016	Interest Capitalization		101,217	101,217		1
3199999. Total Bonds - U.S. Special Revenue and Special Assessment						101,217	101,217	0	XXX
Bonds - Industrial and Miscellaneous									
00809Y AB 4	AES ANDRES BV/DOMINICAN POWER 7.950% 0	F	05/04/2016	CITIGROUP GLOBAL MARKETS INC/		1,469,760	1,500,000		4FE
02155F AC 9	ALTICE US FIN I CORP 5.500% 05/15/26		04/19/2016	JP MORGAN SECURITIES LTD LDN		167,000	167,000		3FE
038522 AM 0	ARAMARK SERVICES INC 4.750% 06/01/26		05/16/2016	WELLS FARGO & CO		500,000	500,000		4FE
04364T AD 0	ASCENTIUM EQUIPMENT RECEIVABLE 3.540%		04/18/2016	JP MORGAN SECURITIES LTD LDN		2,249,854	2,250,000		1FE
07177M AB 9	BAXALTA INC 4.000% 06/23/25		06/03/2016	Tax Free Exchange		7,701,709	7,750,000		2FE
30219G AN 8	EXPRESS SCRIPTS HOLDING CO 3.400% 03/0		06/29/2016	CREDIT SUISSE SECURITIES USA L		1,499,385	1,500,000		2FE
35906A AZ 1	FRONTIER COMMUNICATIONS CORP 11.000% 09		06/03/2016	Tax Free Exchange		800,000	800,000		3FE
410345 AJ 1	HANESBRANDS INC 4.625% 05/15/24		05/03/2016	JP MORGAN SECURITIES LTD LDN		380,000	380,000		3FE
410345 AL 6	HANESBRANDS INC 4.875% 05/15/26		05/03/2016	JP MORGAN SECURITIES LTD LDN		380,000	380,000		3FE
465685 AK 1	ITC HOLDINGS 3.250% 06/30/26		06/29/2016	JP MORGAN SECURITIES LTD LDN		499,325	500,000		2FE
72165N AV 1	PILOT TRAVEL CENTERS LLC 05/25/		05/25/2016	Tax Free Exchange		372,120	375,189		3FE
91159H HM 5	US BANCORP 3.100% 04/27/26		04/21/2016	US BANCORP INVESTMENTS INC		2,538,044	2,540,000		1FE
000000 00 0	CABLE & WIRELESS LTD 12/02/22	F	06/01/2016	BANK OF AMERICA N.A.		161,293	164,585		3FE
000000 00 0	CABLE & WIRELESS LTD 12/02/22	F	06/01/2016	BANK OF AMERICA N.A.		131,967	134,661		3FE
G0369@ AT 3	ANGLIAN WATER SERVICES FINANCI 3.537%	D	04/18/2016	STONECASTLE SECURITIES LLC		5,172,785	4,954,775	1,440	1Z
3899999. Total Bonds - Industrial and Miscellaneous						24,023,242	23,896,210	1,440	XXX
8399997. Total Bonds - Part 3						85,399,189	81,767,427	702,183	XXX
8399999. Total Bonds						85,399,189	81,767,427	702,183	XXX
9999999. Total Bonds, Preferred and Common Stocks						85,399,189	XXX	702,183	XXX

QE04

(a) For all common stock bearing the NAIC market indicator "U" provide: the number of such issues:.....0.

SCHEDULE D - PART 4

Show All Long-Term Bonds and Stock Sold, Redeemed or Otherwise Disposed of During the Current Quarter

1	2	3	4	5	6	7	8	9	10	Change in Book/Adjusted Carrying Value					16	17	18	19	20	21	22
										11	12	13	14	15							
CUSIP Identification	Description	F o r e i g n	Disposal Date	Name of Purchaser	Number of Shares of Stock	Consideration	Par Value	Actual Cost	Prior Year Book/Adjusted Carrying Value	Unrealized Valuation Increase/(Decrease)	Current Year's (Amortization)/Accretion	Current Year's Other-Than-Temporary Impairment Recognized	Total Change in B./A.C.V. (11+12-13)	Total Foreign Exchange Change in B./A.C.V.	Book/Adjusted Carrying Value at Disposal Date	Foreign Exchange Gain (Loss) on Disposal	Realized Gain (Loss) on Disposal	Total Gain (Loss) on Disposal	Bond Interest / Stock Dividends Received During Year	Stated Contractual Maturity Date	NAIC Designation or Market Indicator (a)
Bonds - U.S. Government																					
36202E T3 3	GOVERNMENT NATIONAL MORTGAGE A 6.000%...		06/01/2016	Paydown.....		63,004	63,004	64,008	63,837		(833)		(833)		63,004			0	1,500	06/20/2038	1
912828 P4 6	UNITED STATES TREASURY 1.625% 02/15/26.....		05/06/2016	Various.....		19,766,358	20,000,000	19,713,329			302		302		19,713,632		52,727	52,727	75,000	02/15/2026	1
0599999 Total Bonds - U.S. Government.....						19,829,362	20,063,004	19,777,337	63,837	0	(531)	0	(531)	0	19,776,636	0	52,727	52,727	76,500	XXX	XXX
Bonds - All Other Government																					
25714P DJ 4	DOMINICAN REPUBLIC 6.875% 01/29/26.....	F	05/05/2016	CITIGROUP GLOBAL MARKETS INC/		1,608,000	1,500,000	1,500,000					0	1,500,000		108,000	108,000	27,786	01/29/2026	4FE	
1099999 Total Bonds - All Other Government.....						1,608,000	1,500,000	1,500,000	0	0	0	0	0	1,500,000	0	108,000	108,000	27,786	XXX	XXX	
Bonds - U.S. Special Revenue and Special Assessment																					
31283H 2Q 7	FEDERAL HOME LOAN MORTGAGE COR 6.500%...		06/01/2016	Paydown.....		18,988	18,988	19,044	19,020		(32)		(32)		18,988			0	509	12/01/2031	1
31283H 2R 5	FEDERAL HOME LOAN MORTGAGE COR 6.500%...		06/01/2016	Paydown.....		9,448	9,448	9,452	9,448				0		9,448			0	254	09/01/2032	1
3128M1 AB 5	FEDERAL HOME LOAN MORTGAGE COR FHLMC 5.0		06/01/2016	Paydown.....		48,264	48,264	47,043	47,632		633		633		48,264			0	1,021	08/01/2020	1
3128QS 3S 3	FEDERAL HOME LOAN MORTGAGE COR 5.702%...		06/01/2016	Paydown.....		33,834	33,834	33,940	33,834				0		33,834			0	987	03/01/2037	1
3128QS 4Q 6	FEDERAL HOME LOAN MORTGAGE COR 5.792%...		06/01/2016	Paydown.....		34,635	34,635	34,814	34,635				0		34,635			0	998	02/01/2037	1
31292H 4K 7	FEDERAL HOME LOAN MORTGAGE COR 6.000%...		06/01/2016	Paydown.....		103,764	103,764	104,542	104,424		(660)		(660)		103,764			0	2,467	12/01/2033	1
31371L CD 9	FEDERAL NATIONAL MORTGAGE ASSO 5.000%...		06/01/2016	Paydown.....		26,073	26,073	25,338	25,412		661		661		26,073			0	547	09/01/2033	1
31371M CF 2	FEDERAL NATIONAL MORTGAGE ASSO 5.500%...		06/01/2016	Paydown.....		50,209	50,209	48,518	48,668		1,541		1,541		50,209			0	1,189	07/01/2035	1
3138WG A4 6	FEDERAL NATIONAL MORTGAGE ASSO 3.500%...		06/01/2016	Paydown.....		460,702	460,702	476,611			(15,909)		(15,909)		460,702			0	5,430	12/01/2045	1
31403C WF 4	FEDERAL NATIONAL MORTGAGE ASSO 4.500%...		06/01/2016	Paydown.....		78,433	78,433	72,759	73,731		4,702		4,702		78,433			0	1,562	09/01/2035	1
31411U HN 4	FEDERAL NATIONAL MORTGAGE ASSO 5.742%...		06/01/2016	Paydown.....		15,699	15,699	15,839	15,699				0		15,699			0	374	03/01/2037	1
31414E RC 0	FEDERAL NATIONAL MORTGAGE ASSO 6.000%...		06/01/2016	Paydown.....		39,774	39,774	39,916	39,872		(98)		(98)		39,774			0	909	07/01/2038	1
3199999 Total Bonds - U.S. Special Revenue and Special Assessment.....						919,823	919,823	927,816	452,375	0	(9,162)	0	(9,162)	0	919,823	0	0	0	16,247	XXX	XXX
Bonds - Industrial and Miscellaneous																					
00115* AA 0	AES I LUMINA LLC 6.000% 03/26/32.....		06/30/2016	Redemption 100.0000		53,754	53,754	53,754	53,754				0		53,754			0	1,631	03/26/2032	3
00485X A* 2	ACOSTA HOLDCO INC 09/26/21.....		04/29/2016	Redemption 100.0000		355	355	351	351		4		4		355			0	8	09/26/2021	4FE
02155F AA 3	ALTICE US FIN I CORP 5.375% 07/15/23.....		04/20/2016	BARCLAYS CAPITAL INC.....		169,088	167,000	167,000	167,000				0		167,000		2,088	2,088	7,804	07/15/2023	3FE
03235# AA 5	AMWINS GROUP INC 02/20/20.....		06/02/2016	Redemption 100.0000		967,537	967,537	974,708	978,119		(10,582)		(10,582)		967,537			0	28,966	02/20/2020	4FE
038521 AM 2	ARAMARK SERVICES INC 5.750% 03/15/20.....		06/15/2016	Call 102.8750		797,281	775,000	775,000	775,000		22,281		22,281		797,281			0	33,422	03/15/2020	4FE
07177M AA 1	BAXALTA INC 4.000% 06/23/25.....		06/03/2016	Tax Free Exchange.....		7,701,709	7,750,000	7,697,610	7,699,865		1,844		1,844		7,701,709			0		06/23/2025	2FE
07324F AC 4	BAYVIEW FINANCIAL ACQUISITION 6.831% 0.....		06/01/2016	Paydown.....		70,149	70,149	56,919	58,417		11,731		11,731		70,149			0	1,202	08/01/2047	1FM
073879 VF 2	BEAR STEARNS ASSET BACKED SECU 0.893%.....		06/25/2016	Paydown.....		370,156	370,156	325,333	348,349		21,807		21,807		370,156			0	1,616	05/25/2035	1FM
09531@ AA 5	BLUE BUFFALO CO LTD 08/07/19.....		06/30/2016	Redemption 100.0000		2,475	2,475	2,434	2,447		28		28		2,475			0	47	08/07/2019	3FE

QE05

SCHEDULE D - PART 4

Show All Long-Term Bonds and Stock Sold, Redeemed or Otherwise Disposed of During the Current Quarter

1	2	3	4	5	6	7	8	9	10	Change in Book/Adjusted Carrying Value					16	17	18	19	20	21	22
										11	12	13	14	15							
CUSIP Identification	Description	Disposal Date	Name of Purchaser	Number of Shares of Stock	Consideration	Par Value	Actual Cost	Prior Year Book/Adjusted Carrying Value	Unrealized Valuation Increase/(Decrease)	Current Year's (Amortization)/Accretion	Current Year's Other-Than-Temporary Impairment Recognized	Total Change in B./A.C.V. (11+12-13)	Total Foreign Exchange Change in B./A.C.V.	Book/Adjusted Carrying Value at Disposal Date	Foreign Exchange Gain (Loss) on Disposal	Realized Gain (Loss) on Disposal	Total Gain (Loss) on Disposal	Bond Interest / Stock Dividends Received During Year	Stated Contractual Maturity Date	NAIC Designation or Market Indicator (a)	
1248EP AS 2	CCO HOLDINGS LLC/CCO HOLDINGS CCO HLDGS..	05/07/2016	Call 101.7500.....		1,047,008	1,029,000	1,022,257	1,025,991		21,017		21,017		1,047,008			0	58,424	01/15/2019...	3FE.....	
12543D AL 4	CHS/COMMUNITY HEALTH SYSTEMS I 8.000%.....	05/04/2016	Various.....		268,090	272,000	278,800	274,583		(413)		(413)		274,170		(6,080)	(6,080)	9,701	11/15/2019...	4FE.....	
12648E AJ 1	CSMC_14-2R 3.000% 05/01/36.....	06/01/2016	Paydown.....		296,018	296,018	267,896	270,429		25,588		25,588		296,018			0	3,775	05/01/2036...	1FM.....	
12648E AN 2	CSMC_14-2R 3.000% 05/01/36.....	06/01/2016	Paydown.....			43,583	9,456	10,726		(10,726)		(10,726)					0	521	05/01/2036...	1FM.....	
12648G BN 6	CREDIT SUISSE MORTGAGE TRUST C 0.584%.....	06/27/2016	Paydown.....		208,170	208,170	191,517	195,552		12,618		12,618		208,170			0	495	03/27/2037...	1FM.....	
126650 BP 4	CVS PASSTHROUGH TRUST 6.036% 12/10/28.....	06/10/2016	Redemption 100.0000.....		4,846	4,846	4,794	4,812		33		33		4,846			0	122	12/10/2028...	2FE.....	
126650 BV 1	CVS PASSTHROUGH TRUST CVS PASS-THROUGH T	06/10/2016	Redemption 100.0000.....		45,873	45,873	45,873	45,873				0		45,873			0	1,104	01/10/2033...	2FE.....	
12674@ AA 6	CVS PASSTHROUGH TRUST 4.016% 08/10/35.....	06/10/2016	Redemption 100.0000.....		13,415	13,415	13,415	13,415				0		13,415			0	225	08/10/2035...	2.....	
136055 AA 8	CANADIAN IMPERIAL BANK OF COMM 7.262%.....	04/10/2016	Redemption 100.0000.....		52,084	52,084	53,416	52,803		(720)		(720)		52,084			0	1,891	04/10/2032...	1FE.....	
165167 CQ 8	CHESAPEAKE ENERGY CORPORATION 8.000% 1..	04/12/2016	Various.....		131,235	234,000	112,320	112,508		(188)		(188)		112,320		18,915	18,915	5,789	12/15/2022...	5FE.....	
165303 D# 2	CHESAPEAKE UTIL CORP 5.930% 10/31/23.....	04/30/2016	Redemption 100.0000.....		1,000,000	1,000,000	1,000,000	1,000,000				0		1,000,000			0	29,650	10/30/2023...	1.....	
233046 AD 3	DB MASTER FINANCE LLC DNKN_15- 3.980%.....	05/20/2016	Paydown.....		25,000	25,000	25,000	25,000				0		25,000			0	498	02/20/2045...	2AM.....	
26441C AN 5	Duke Energy Corp 3.750% 04/15/24.....	06/29/2016	GOLDMAN SACHS & COMPANY.....		2,150,080	2,000,000	1,998,820	1,998,978		54		54		1,999,032		151,048	151,048	54,167	04/15/2024...	2FE.....	
29248D AA 0	ENA NORTE TRUST 4.950% 04/25/28.....	04/25/2016	Redemption 100.0000.....		219,515	219,515	220,943	220,472		(957)		(957)		219,515			0	5,433	04/25/2023...	3AM.....	
29252B AA 7	ENBRIDGE PIPELINES SOUTHERN LI 3.980%.....	06/30/2016	Redemption 100.0000.....		84,150	84,150	84,150	84,150				0		84,150			0	1,675	06/30/2040...	1.....	
35906A AX 6	FRONTIER COMMUNICATIONS CORP 11.000% 09..	06/03/2016	Tax Free Exchange.....		800,000	800,000	800,000	800,000				0		800,000			0	41,556	09/15/2025...	3FE.....	
36159R AE 3	GEO GROUP INC/THE 6.625% 02/15/21.....	05/20/2016	Call 103.3125.....		516,563	500,000	504,375	502,050		14,513		14,513		516,563			0	25,304	02/15/2021...	4FE.....	
362256 AC 3	GSAA HOME EQUITY TRUST GSAA_06 0.693%.....	06/25/2016	Paydown.....		184,220	184,220	102,882	103,425		80,794		80,794		184,220			0	546	10/25/2036...	1FM.....	
410345 AG 7	HANESBRANDS INC HANESBRANDS INC 6.375% 1..	06/02/2016	Call 103.1880.....		1,960,572	1,900,000	1,871,750	1,883,576		76,996		76,996		1,960,572			0	56,189	12/15/2020...	3FE.....	
44043V AD 0	HORIZON PHARMA INC 04/29/21.....	06/30/2016	Redemption 100.0000.....		627	627	597	597		29		29		627			0	14	04/29/2021...	3FE.....	
44701P AV 6	HUNTSMAN INTERNATIONAL LLC 10/0.....	06/30/2016	Redemption 100.0000.....		7,500	7,500	7,521	7,515		(15)		(15)		7,500			0	142	10/01/2021...	3FE.....	
45661@ AE 3	INEOS US FINANCE LLC 05/04/18.....	06/30/2016	Redemption 100.0000.....		6,075	6,075	6,075	6,075				0		6,075			0	115	05/04/2018...	3FE.....	
459745 GJ 8	INTERNATIONAL LEASE FINANCE CO 5.750%.....	05/15/2016	Maturity.....		100,000	100,000	100,875	100,073		(73)		(73)		100,000			0	2,875	05/15/2016...	3FE.....	
471109 AE 8	JARDEN CORP JARDEN CORP 6.125% 11/15/202....	04/15/2016	Call 103.0630.....		412,252	400,000	400,000	400,000		12,252		12,252		412,252			0	10,208	11/15/2022...	3FE.....	
50152# AC 1	KT REAL ESTATE HOLDINGS LLC 3.580% 05/.....	05/24/2016	Redemption 100.0000.....		23,871	23,871	23,871	23,871				0		23,871			0	427	05/24/2035...	2.....	
52518R CC 8	LSSC_05-1 0.789% 09/26/45.....	06/26/2016	Paydown.....		125,411	125,411	111,292	113,941		11,470		11,470		125,411			0	425	09/26/2045...	1FM.....	
52524P AA 0	LEHMAN XS TRUST LXS_07-6 2.228% 05/01.....	06/01/2016	Paydown.....		132,613	323,005	182,939	206,752		(74,139)		(74,139)		132,613			0	2,855	05/01/2037...	1FM.....	
60040# AA 0	MILLENNIUM PIPELINE CO LLC 5.330% 06/3.....	06/30/2016	Redemption 100.0000.....		253,388	253,388	253,388	253,388				0		253,388			0	6,753	06/30/2027...	2FE.....	
61751J AK 7	MORGAN STANLEY MORTGAGE LOAN T 5.960%.....	06/01/2016	Paydown.....		87,733	87,733	67,129	63,150		24,583		24,583		87,733			0	1,805	02/01/2047...	1FM.....	
63861H AL 2	NSMLT_13-A 5.592% 12/01/52.....	06/01/2016	Paydown.....		157,798	157,798	168,544	168,440		(10,642)		(10,642)		157,798			0	3,681	12/01/2052...	1FM.....	
643529 AB 6	NEW CENTURY ALTERNATIVE MORTGA 5.462%.....	06/01/2016	Paydown.....		136,128	136,128	89,504	74,389		61,739		61,739		136,128			0	2,001	10/01/2036...	1FM.....	
67053N AC 8	MONITRON INTL 03/26/22.....	06/30/2016	Redemption 100.0000.....		425	425	423	423		2		2		425			0	10	03/26/2022...	4FE.....	

QE05 1

SCHEDULE D - PART 4

Show All Long-Term Bonds and Stock Sold, Redeemed or Otherwise Disposed of During the Current Quarter

1	2	3	4	5	6	7	8	9	10	Change in Book/Adjusted Carrying Value					16	17	18	19	20	21	22	
										11	12	13	14	15								
CUSIP Identification	Description	n	Disposal Date	Name of Purchaser	Number of Shares of Stock	Consideration	Par Value	Actual Cost	Prior Year Book/Adjusted Carrying Value	Unrealized Valuation Increase/(Decrease)	Current Year's (Amortization)/Accretion	Current Year's Other-Than-Temporary Impairment Recognized	Total Change in B./A.C.V. (11+12-13)	Total Foreign Exchange Change in B./A.C.V.	Book/Adjusted Carrying Value at Disposal Date	Foreign Exchange Gain (Loss) on Disposal	Realized Gain (Loss) on Disposal	Total Gain (Loss) on Disposal	Bond Interest / Stock Dividends Received During Year	Stated Contractual Maturity Date	NAIC Designation or Market Indicator (a)	
72165N AR 0	PILOT TRAVEL CENTERS LLC 10/03/.....		05/25/2016.	Various.....		372,120	375,189	371,891	371,914		205		205		372,120			0	5,706	10/03/2021....	3FE.....	
72165N AV 1	PILOT TRAVEL CENTERS LLC 05/25/.....		06/30/2016.	Redemption 100.0000.....			938	930	930		8		8		938			0	3	05/25/2023....	3FE.....	
74958E AS 5	RESIDENTIAL ASSET SECURITIES C 5.750%.....		06/01/2016.	Paydown.....		484,694	504,745	448,824	447,278		37,416		37,416		484,694			0	11,600	12/01/2036....	1FM.....	
81675K AD 1	SEMINOLE TRIBE OF FLORIDA 04/20.....		06/30/2016.	Redemption 100.0000.....		28,226	28,226	28,194	28,200		26		26		28,226			0	428	04/20/2020....	3FE.....	
81725T D@ 6	SENSIENT TECHNOLOGIES CORPORAT 4.910%.....		05/03/2016.	Redemption 100.0000.....		500,000	500,000	500,000	500,000				0		500,000			0	12,275	05/03/2017....	2.....	
81810# AA 4	SEVENTY SEVEN ENERGY INC F52418.....		06/30/2016.	Redemption 100.0000.....		625	625	628	627		(2)		(2)		625			0	12	06/25/2021....	6FE.....	
82926# AF 2	SINCLAIR TELEVISION GROUP INC 0.....		06/30/2016.	Redemption 100.0000.....		1,250	1,250	1,247	1,247		3		3		1,250			0	22	07/31/2021....	3FE.....	
87407P AE 0	TAL ADVANTAGE LLC TAL_13-2A 3.550% 11/.....		05/16/2016.	Various.....		2,965,239	3,066,666	3,065,348	3,065,980		44		44		3,066,024		(100,784)	(100,784)	44,963	11/20/2038....	1FE.....	
88031N AA 5	TENASKA ALABAMA Tenaska Alabama Partners.....		06/30/2016.	Redemption 100.0000.....		3,808	3,808	3,860	3,831		(23)		(23)		3,808			0	133	06/30/2021....	3FE.....	
88031R AA 6	TENASKA ALABAMA 6.125% 03/30/23.....		06/30/2016.	Redemption 100.0000.....		66,263	66,263	67,778	67,017		(754)		(754)		66,263			0	2,029	03/30/2023....	2FE.....	
897050 AB 6	TRONOX FINANCE LLC 6.375% 08/15/20.....		04/25/2016.	CITIGROUP GLOBAL MARKETS INC/.....		352,886	417,000	417,000	417,000				0		417,000		(64,114)	(64,114)	18,682	08/15/2020....	5FE.....	
90345K AA 8	US AIRWAYS INC US AIRWAYS GROUP INC 6.25.....		04/22/2016.	Redemption 100.0000.....		16,140	16,140	16,140	16,140				0		16,140			0	504	10/22/2024....	1FE.....	
90346W AA 1	US AIRWAYS 2013-1A PASS THROUG 3.950%.....		05/15/2016.	Redemption 100.0000.....		66,152	66,152	66,152	66,152				0		66,152			0	1,307	11/15/2025....	1FE.....	
91818* AA 9	FEDERAL FUNDING GROUP LLC 5.320% 03/07.....		06/07/2016.	Redemption 100.0000.....		63,278	63,278	63,278	63,278				0		63,278			0	1,404	03/07/2033....	1.....	
94978# AN 7	COMMONWEALTH EDISON 6.690% 06/15/17.....		06/15/2016.	Redemption 100.0000.....		13,683	13,683	13,683	13,683				0		13,683			0	382	05/15/2017....	2.....	
000000 00 0	CHARGER OPCO BV 07/23/21.....	F	04/01/2016.	Various.....		158,182	158,182	156,090			2,092		2,092		158,182			0	542	07/23/2021....	3FE.....	
L0426@ AA 9	AWAS FINANCE LUXEMBOURG 2012 07.....	R	04/18/2016.	Redemption 100.0000.....		13,468	13,468	13,502	13,484		(16)		(16)		13,468			0	242	07/16/2018....	3FE.....	
N8879# AC 6	TRONOX INC 03/19/20.....		06/30/2016.	Redemption 100.0000.....		22,093	22,093	22,096	22,193		(100)		(100)		22,093			0	408	03/19/2020....	4FE.....	
P7077@ AH 7	Nassau Air Dev 6.340% 03/30/35.....	F	06/30/2016.	Redemption 100.0000.....		32,500	32,500	32,500	32,500				0		32,500			0	1,030	03/30/2035....	2FE.....	
P7077@ AK 0	Nassau Air Dev 6.440% 06/30/35.....	F	06/30/2016.	Redemption 100.0000.....		18,750	18,750	18,750	18,750				0		18,750			0	604	06/30/2035....	2FE.....	
Q2096* AB 9	CARDNO HOLDINGS PTY LTD 4.150% 08/15/2.....	B	04/22/2016.	Redemption 100.0000.....		981,664	981,664	981,664	981,664				0		981,664			0	27,952	08/15/2024....	3.....	
3899999	Total Bonds - Industrial and Miscellaneous.....					26,745,123	27,040,881	26,362,486	26,257,197	0	329,827	0	329,827	0	26,744,051	0	1,073	1,073	533,300		XXX	XXX
8399997	Total Bonds - Part 4.....					49,102,308	49,523,708	48,567,639	26,773,409	0	320,134	0	320,134	0	48,940,510	0	161,800	161,800	653,833		XXX	XXX
8399999	Total Bonds.....					49,102,308	49,523,708	48,567,639	26,773,409	0	320,134	0	320,134	0	48,940,510	0	161,800	161,800	653,833		XXX	XXX
9999999	Total Bonds, Preferred and Common Stocks.....					49,102,308	XXX	48,567,639	26,773,409	0	320,134	0	320,134	0	48,940,510	0	161,800	161,800	653,833		XXX	XXX

QE05.2

(a) For all common stock bearing the NAIC market indicator "U" provide: the number of such issues:.....0.

SCHEDULE DB - PART A - SECTION 1

Showing all Options, Caps, Floors, Collars, Swaps and Forwards Open as of Current Statement Date

1	2	3	4	5	6	7	8	9	10	11	12	13	14	15	16	17	18	19	20	21	22	23	
Description	Description of Items(s) Hedged, Used for Income Generation or Replicated	Schedule / Exhibit Identifier	Type(s) of Risk(s) (a)	Exchange, Counterparty or Central Clearinghouse	Trade Date	Date of Maturity or Expiration	Number of Contracts	Notional Amount	Strike Price, Rate of Index Received (Paid)	Cumulative Prior Year(s) Initial Cost of Premium (Received) Paid	Current Year Initial Cost of Premium (Received) Paid	Current Year Income	Book/Adjusted Carrying Value	Code Fair Value	Unrealized Valuation Increase (Decrease)	Total Foreign Exchange Change in B./A./C.V.	Current Year's (Amortization) / Accretion	Adjustment to Carrying Value of Hedged Items	Potential Exposure	Credit Quality of Reference Entity	Hedge Effectiveness at Inception and at Year-end (b)		
Swaps - Hedging Effective - Foreign Exchange																							
Currency swap - Rec fixed USD [Pay fixed EUR]	D2736#AJ8 FRITZ DRAXLMAIER GMBH & CO KG	D 1	Currency	Citibank N A..... E57ODZWZ7FF32TWEFA76..	.02/21/2014	.04/02/2021	-	2,058,000	30% [3.5700%]	-	-	17,623	391,575		406,523	(36,975)	-	-	22,448			100/100	
Currency swap - Rec fixed USD [Pay fixed EUR]	G2616#AB7 DCC TREASURY 2014 LTD	D 1	Currency	BNP Paribas..... R0MUWSFPU8MPRO8K5P83	.03/20/2014	.05/21/2021	-	13,771,000	30% [3.0000%]	-	-	122,298	2,661,500		2,771,276	(246,500)	-	-	152,310			100/100	
Currency swap - Rec fixed USD [Pay fixed EUR]	L8367#AC7 SHURGARD LUXEMBOURG SARL CB 3.26%	D 1	Currency	BNP Paribas..... R0MUWSFPU8MPRO8K5P83	.06/25/2014	.07/24/2026	-	8,302,497	30% [3.2600%]	-	-	86,489	1,536,812		1,813,243	(150,119)	-	-	131,741			100/100	
Currency swap - Rec fixed USD [Pay fixed EUR]	N7334#AJ2 Wereldhave N.V. 3.06% 7/2026	D 1	Currency	BNP Paribas..... R0MUWSFPU8MPRO8K5P83	.07/01/2014	.07/23/2026	-	9,578,100	70% [3.0600%]	-	-	97,923	1,801,450		2,097,227	(172,550)	-	-	151,961			100/100	
Currency swap - Rec fixed USD [Pay fixed EUR]	X2145*AA4 Elenia Finance 20y 7/30/2034	D 1	Currency	Citibank N A..... E57ODZWZ7FF32TWEFA76..	.07/25/2014	.07/30/2034	-	2,016,150	30% [3.6010%]	-	-	21,488	349,725		473,097	(36,975)	-	-	42,880			100/100	
Currency swap - Rec fixed USD [Pay fixed EUR]	59010QAA4 MERLIN ENTERTAINMENTS PLC	D 1	Currency	Citibank N A..... E57ODZWZ7FF32TWEFA76..	.03/13/2015	.03/15/2022	-	524,750	30% [2.7500%]	-	-	5,312	(30,725)		(25,515)	(12,325)	-	-	6,269			100/100	
Currency swap - Rec fixed USD [Pay fixed EUR]	X7360WAJ1 ROMANIA REPUBLIC OF	D 1	Currency	Citibank N A..... E57ODZWZ7FF32TWEFA76..	.10/22/2015	.10/29/2025	-	1,111,000	75% [2.7500%]	-	-	9,536	50		(7,315)	(24,650)	-	-	16,974			100/100	
Currency swap - Rec fixed USD [Pay fixed GBP]	Portman Estate Fund 20 (Multiple Cusips)	D 1	Currency	Deutsche Bank AG 7LTFWZYCNISX8D621K86...	.02/06/2013	.03/05/2028	-	3,913,000	75% [4.1300%]	-	-	16,203	571,000		574,285	342,750	-	-	66,887			95/100	
Currency swap - Rec fixed USD [Pay fixed GBP]	G3646#AC7 FORTH PORTS LTD	D 1	Currency	Citibank N A..... E57ODZWZ7FF32TWEFA76..	.11/13/2013	.12/05/2031	-	8,152,350	30% [5.0300%]	-	-	40,097	1,334,670		1,690,610	699,210	-	-	160,174			100/99	
Currency swap - Rec fixed USD [Pay fixed GBP]	G0369@AT3 ANGLIAN WATER SERVICES FINANCING	D 1	Currency	Citibank N A..... E57ODZWZ7FF32TWEFA76..	.03/03/2016	.10/15/2023	-	4,942,000	30% [3.5370%]	-	-	7,911	263,200		289,589	263,200	-	-	66,744			100/100	
Currency swap - Rec fixed USD [Pay fixed JPY]	J7660*AA4 ST. JUDE MEDICAL JAPAN.	D 1	Currency	Citibank N A..... E57ODZWZ7FF32TWEFA76..	.03/19/2010	.04/28/2017	-	3,600,000	30% [1.5800%]	-	-	52,408	426,006		473,019	(467,148)	-	-	16,373			100/100	
Currency swap - Rec fixed USD [Pay fixed JPY]	J7660*AB2 ST. JUDE MEDICAL JAPAN.	D 1	Currency	Citibank N A..... E57ODZWZ7FF32TWEFA76..	.03/19/2010	.04/28/2020	-	3,750,000	30% [2.0400%]	-	-	57,200	443,757		608,087	(486,612)	-	-	36,695			100/100	
Currency swap - Rec fixed USD [Pay fixed JPY]	886547D*6 TIFFANY & CO	D 1	Currency	Citibank N A..... E57ODZWZ7FF32TWEFA76..	.03/22/2010	.09/01/2016	-	12,071,071	50% [1.7200%]	-	-	182,659	1,475,496		1,513,959	(1,559,455)	-	-	25,075			100/100	
Currency swap - Rec fixed USD [Pay floating GBP]	G2956@AA9 ABP ACQUISITIONS UK LTD	D 1	Currency	Barclays Bank PLC G5GSEF7VJP5I7OUK5573...	.03/16/2012	.04/25/2033	-	10,302,500	6M+3.2810%	-	-	151,327	1,613,300		3,879,095	891,150	-	-	211,328			100/100	
Currency swap - Rec fixed USD [Pay floating GBP]	G0566*AC3 ARQIVA PP FINANCING PLC FRN 06/2029	D 1	Currency	BNP Paribas..... R0MUWSFPU8MPRO8K5P83	.06/27/2014	.06/29/2029	-	5,614,290	6M+2.1000%	-	-	79,759	1,202,850		2,161,014	452,430	-	-	101,234			100/100	
0879999. Total-Swaps-Hedging Effective-Foreign Exchange										0	0	948,232	14,040,666	XXX	18,718,193	0	(544,569)	0	0	1,209,093	XXX	XXX	
0909999. Total-Swaps-Hedging Effective										0	0	948,232	14,040,666	XXX	18,718,193	0	(544,569)	0	0	1,209,093	XXX	XXX	
Swaps - Hedging Other - Credit Default																							
Credit Default Swap - Rec 0.0000 [PAY 1.0000]:AT&T INC:T	00206RDG4 AT&T INC	D 1	Credit	Citibank N A..... E57ODZWZ7FF32TWEFA76..	.02/25/2016	.12/20/2017	-	2,700,000	3.0000 [1.0000]	-	-	(21,516)	(9,375)		(29,824)	(8,308)	-	-	-	-	2FE	0001	
0929999. Total-Swaps-Hedging Other-Credit Default										0	(21,516)	(9,375)	(29,824)	XXX	(29,824)	(8,308)	0	0	0	0	0	XXX	XXX
Swaps - Hedging Other - Foreign Exchange																							
Currency swap - Rec fixed USD [Pay fixed CAD]	C5864@AM1 MULLEN GROUP LTD	D 1	Currency	BNP Paribas..... R0MUWSFPU8MPRO8K5P83	.07/22/2014	.10/22/2026	-	7,448,790	25% [4.0700%]	-	-	18,586	1,611,875		1,611,875	201,371	(400,882)	-	-	119,633		0002	
Currency swap - Rec fixed USD [Pay fixed EUR]	D2736#AK5 FRITZ DRAXLMAIER GMBH & CO KG	D 1	Currency	Citibank N A..... E57ODZWZ7FF32TWEFA76..	.02/21/2014	.04/02/2024	-	411,600	30% [4.0500%]	-	-	3,929	85,323		85,323	4,092	(7,395)	-	-	5,734		0002	
Currency swap - Rec fixed USD [Pay floating GBP]	G2956@AC5 ABP ACQUISITIONS UK LTD Series A FRN 12/26/2033	D 1	Currency	Barclays Bank PLC G5GSEF7VJP5I7OUK5573...	.06/03/2013	.12/26/2033	-	1,534,500	6M+2.2000%	-	-	23,285	591,960		591,960	241,099	137,100	-	-	32,098		0002	

QE06

SCHEDULE DB - PART A - SECTION 1

Showing all Options, Caps, Floors, Collars, Swaps and Forwards Open as of Current Statement Date

1	2	3	4	5	6	7	8	9	10	11	12	13	14	15	16	17	18	19	20	21	22	23
Description	Description of Items(s) Hedged, Used for Income Generation or Replicated	Schedule / Exhibit Identifier	Type(s) of Risk(s) (a)	Exchange, Counterparty or Central Clearinghouse	Trade Date	Date of Maturity or Expiration	Number of Contracts	Notional Amount	Strike Price, Rate of Index Received (Paid)	Cumulative Prior Year(s) Initial Cost of Premium (Received) Paid	Current Year Initial Cost of Premium (Received) Paid	Current Year Income	Book/Adjusted Carrying Value	Code	Fair Value	Unrealized Valuation Increase (Decrease)	Total Foreign Exchange Change in B./A.C.V.	Current Year's (Amortization) / Accretion	Adjustment to Carrying Value of Hedged Items	Potential Exposure	Credit Quality of Reference Entity	Hedge Effectiveness at Inception and at Year-end (b)
0939999	Total-Swaps-Hedging Other-Foreign Exchange									0	0	45,799	2,289,159	XXX	2,289,159	446,562	(271,177)	0	0	157,464	XXX	XXX
0969999	Total-Swaps-Hedging Other									0	(21,516)	36,424	2,259,335	XXX	2,259,335	438,254	(271,177)	0	0	157,464	XXX	XXX
Swaps - Replications - Credit Default																						
	Credit Default Swap - Rec 1.0000 [PAY 0.0000];CDX.NA.IG.26			ICE Clear US, Inc 549300HWWR1D8OTS2G29	03/29/2016	06/20/2021	-	22,000,000	1.0000 [0.0000]	-	189,361	56,222	180,231		237,274	-	-	(9,131)		22,000,000	2	N/A
0989999	Total-Swaps-Replications-Credit Default									0	189,361	56,222	180,231	XXX	237,274	0	0	(9,131)	0	22,000,000	XXX	XXX
1029999	Total-Swaps-Replications									0	189,361	56,222	180,231	XXX	237,274	0	0	(9,131)	0	22,000,000	XXX	XXX
1169999	Total-Swaps-Credit Default									0	167,846	46,847	150,407	XXX	207,450	(8,308)	0	(9,131)	0	22,000,000	XXX	XXX
1179999	Total-Swaps-Foreign Exchange									0	0	994,032	16,329,825	XXX	21,007,351	446,562	(815,745)	0	0	1,366,557	XXX	XXX
1209999	Total-Swaps									0	167,846	1,040,879	16,480,231	XXX	21,214,801	438,254	(815,745)	(9,131)	0	23,366,557	XXX	XXX
1399999	Total-Hedging Effective									0	0	948,232	14,040,666	XXX	18,718,193	0	(544,569)	0	0	1,209,093	XXX	XXX
1409999	Total-Hedging Other									0	(21,516)	36,424	2,259,335	XXX	2,259,335	438,254	(271,177)	0	0	157,464	XXX	XXX
1419999	Total-Replication									0	189,361	56,222	180,231	XXX	237,274	0	0	(9,131)	0	22,000,000	XXX	XXX
1449999	TOTAL									0	167,846	1,040,879	16,480,231	XXX	21,214,801	438,254	(815,745)	(9,131)	0	23,366,557	XXX	XXX

QE06.1

(b)

Code	Financial or Economic Impact of the Hedge at the End of the Reporting Period
0001	Hedges the credit risk of assets.
0002	Hedges the currency risk of foreign currency denominated assets.

SCHEDULE DB - PART B - SECTION 1

Futures Contracts Open as of the Current Statement Date

1	2	3	4	5	6	7	8	9	10	11	12	13	14	Highly Effective Hedges			18	19	20	21	22
														15	16	17					
Ticker Symbol	Number of Contracts	Notional Amount	Description	Description of Item(s) Hedged, Used for Income Generation or Replicated	Schedule / Exhibit Identifier	Type(s) of Risk(s) (a)	Date of Maturity or Expiration	Exchange	Trade Date	Transaction Price	Reporting Date Price	Fair Value	Book/Adjusted Carrying Value	Cumulative Variation Margin	Deferred Variation Margin	Change in Variation Margin Gain (Loss) Used to Adjust Basis of Hedged Item	Cumulative Variation Margin for All Other Hedges	Change in Variation Margin Gain (Loss) Recognized in Current Year	Potential Exposure	Hedge Effectiveness at Inception and at Year-end (b)	Value of One (1) Point

NONE

QE07

SCHEDULE DB - PART D - SECTION 1
Counterparty Exposure for Derivative Instruments Open as of Current Statement Date

1 Description of Exchange, Counterparty or Central Clearinghouse	2 Master Agreement (Y or N)	3 Credit Support Annex (Y or N)	4 Fair Value of Acceptable Collateral	Book Adjusted Carrying Value			Fair Value			11 Potential Exposure	12 Off-Balance Sheet Exposure
				5 Contracts with Book/Adjusted Carrying Value > 0	6 Contracts with Book/Adjusted Carrying Value < 0	7 Exposure Net of Collateral	8 Contracts with Fair Value > 0	9 Contracts with Fair Value < 0	10 Exposure Net of Collateral		
NAIC 1 Designation											
Barclays Bank PLC..... G5GSEF7VJP5I7OUK5573...	Y.....	Y.....	3,953,021	2,205,260	-	0	4,471,055	-	518,034	243,425	0
BNP Paribas..... R0MUWSFPU8MPRO8K5P83	Y.....	Y.....	10,450,000	8,814,486	-	0	10,454,634	-	4,634	656,879	0
Citibank N A..... E57ODZWZ7FF32WEFA76	Y.....	Y.....	4,950,000	4,769,803	(60,549)	0	5,540,207	(62,654)	527,552	399,365	158,619
Deutsche Bank AG..... 7LTFWZYICNSX8D621K86..	Y.....	Y.....	650,000	571,000	-	0	574,285	-	0	66,887	0
0299999. Total NAIC 1 Designation.....			20,003,021	16,360,549	(60,549)	0	21,040,181	(62,654)	1,050,220	1,366,557	158,619
0899999. Aggregate Sum of Central Clearinghouse.....	XXX	XXX	205,327	180,231	-	0	237,274	-	31,947	22,000,000	21,974,903
0999999. Gross Totals.....			20,208,348	16,540,780	(60,549)	0	21,277,455	(62,654)	1,082,167	23,366,557	22,133,523
1. Offset per SSAP No. 64.....					-						
2. Net after right of offset per SSAP No. 64.....				16,540,780	(60,549)						

QE08

SCHEDULE DB - PART D - SECTION 2

Collateral for Derivative Instruments Open as of Current Statement Date

1 Exchange, Counterparty or Central Clearinghouse	2 Type of Asset Pledged	3 CUSIP Identification	4 Description	5 Fair Value	6 Par Value	7 Book/Adjusted Carrying Value	8 Maturity Date	9 Type of Margin (I, V or IV)
Collateral Pledged by Reporting Entity								
ICE Clear US, Inc.....	VIT943WHDC155Z7CPP89.....	Treasury.....	912810 QH 4 UNITED STATES TREASURY	1,425,353	1,000,000	1,074,566	05/15/2040.	I.....
0199999. Totals.....				1,425,353	1,000,000	1,074,566	XXX	XXX
Collateral Pledged to Reporting Entity								
Barclays Bank PLC.....	G5GSEF7VJP5I7OUK5573.....	US Agency - Loan Backed.....	31410B FG 4 FEDERAL NATIONAL MORTGAGE ASSOCIATION	493,073	472,305	XXX	06/01/2036.	V.....
Barclays Bank PLC.....	G5GSEF7VJP5I7OUK5573.....	Treasury.....	912810 QP 6 UNITED STATES TREASURY	1,231,842	849,000	XXX	02/15/2041.	V.....
Barclays Bank PLC.....	G5GSEF7VJP5I7OUK5573.....	Treasury.....	912810 RJ 9 UNITED STATES TREASURY.....	2,228,107	1,920,000	XXX	11/15/2044.	V.....
BNP Paribas.....	R0MUWSFPU8MPRO8K5P83	Cash.....	Cash.....	10,450,000	10,450,000	XXX		V.....
Citibank N.A.....	E57ODZWZ7FF32TWEFA76.	Cash.....	Cash.....	4,950,000	4,950,000	XXX		V.....
Deutsche Bank AG.....	7LTFZYICNSX8D621K86.	Cash.....	Cash.....	650,000	650,000	XXX		V.....
ICE Clear US, Inc.....	VIT943WHDC155Z7CPP89.....	Cash.....	Cash.....	205,327	205,327	XXX		V.....
0299999. Totals.....				20,208,348	19,496,632	XXX	XXX	XXX

QE09

Sch. DL - Pt. 1
NONE

Sch. DL - Pt. 2
NONE

SCHEDULE E - PART 1 - CASH

Month End Depository Balances

1 Depository	2 Code	3 Rate of Interest	4 Amount of Interest Received During Current Quarter	5 Amount of Interest Accrued at Current Statement Date	Book Balance at End of Each Month During Current Quarter			9 *
					6 First Month	7 Second Month	8 Third Month	
Open Depositories								
Bank of America, NA..... Boston, MA(9,746,184)(3,637,726)(6,476,918)	XXX
JPMorgan Chase Bank, NA..... New York, NY.....				11,848,85018,241,92015,877,879	XXX
JPMorgan Chase Bank, NA..... Syracuse, NY.....				(381,829)(373,562)(369,395)	XXX
0199998. Deposits in.....3 depositories that do not exceed the allowable limit in any one depository (see instructions) - Open Depositories50643364,888109,12259,917	XXX
0199999. Total Open Depositories.....	XXX	XXX5064331,785,72514,339,7549,091,483	XXX
0399999. Total Cash on Deposit.....	XXX	XXX5064331,785,72514,339,7549,091,483	XXX
0599999. Total Cash.....	XXX	XXX5064331,785,72514,339,7549,091,483	XXX

SCHEDULE E - PART 2 - CASH EQUIVALENTS

Show Investments Owned End of Current Quarter

1 Description	2 Code	3 Date Acquired	4 Rate of Interest	5 Maturity Date	6 Book/Adjusted Carrying Value	7 Amount of Interest Due & Accrued	8 Amount Received During Year
Bonds - U.S. Special Revenue & Special Assessment Obligations and all Non-Guaranteed Obligations of Agencies and Authorities of Governments and Their U.S. Political Subdivision - Issuer Obligations							
FEDERAL HOME LOAN BANKS.....		06/29/2016.....		08/08/2016.....	1,999,389		33
FEDERAL HOME LOAN BANKS.....		06/30/2016.....		09/21/2016.....	1,998,497		19
2599999. U.S. Special Revenue & Special Assessment Obligations - Issuer Obligations.....					3,997,886	.0	52
3199999. Total - U.S. Special Revenue & Special Assessment Obligations and all Non-Guaranteed Obligations.....					3,997,886	.0	52
Total Bonds							
7799999. Subtotals - Issuer Obligations.....					3,997,886	.0	52
8399999. Subtotals - Bonds.....					3,997,886	.0	52
8699999. Total - Cash Equivalents.....					3,997,886	.0	52

QE13