

**QUARTERLY STATEMENT**

OF THE

**NEW ENGLAND LIFE INSURANCE  
COMPANY**

OF THE STATE OF

**MASSACHUSETTS**

TO THE

INSURANCE DEPARTMENT

OF THE

STATE OF

FOR THE QUARTER ENDED  
SEPTEMBER 30, 2016

LIFE AND ACCIDENT AND HEALTH

**2016**



LIFE AND ACCIDENT AND HEALTH COMPANIES – ASSOCIATION EDITION

# QUARTERLY STATEMENT

AS OF SEPTEMBER 30, 2016  
OF THE CONDITION AND AFFAIRS OF THE

## NEW ENGLAND LIFE INSURANCE COMPANY

NAIC Group Code 0241 0241 NAIC Company Code 91626 Employer's ID Number 04-2708937  
(Current) (Prior)

Organized under the Laws of Massachusetts State of Domicile or Port of Entry Massachusetts

County of Domicile United States of America

Incorporated/Organized 09/12/1980 Commenced Business 12/30/1980

Statutory Home Office One Financial Plaza Boston, MA 02111  
(Street and Number) (City or Town, State and Zip Code)

Main Administrative Office One Financial Plaza  
(Street and Number)  
Boston, MA 02111 617-578-2000  
(City or Town, State and Zip Code) (Area Code) (Telephone Number)

Mail Address 18210 Crane Nest Drive, 3<sup>rd</sup> Floor Tampa, FL 33647  
(Street and Number or P.O. Box) (City or Town, State and Zip Code)

Primary Location of Books and Records 18210 Crane Nest Drive, 3<sup>rd</sup> Floor  
(Street and Number)  
Tampa, FL 33647 813-983-4100  
(City or Town, State and Zip Code) (Area Code) (Telephone Number)

Internet Web Site Address www.metlife.com

Statutory Statement Contact Richard Andrew Stevens 813-983-4100  
(Name) (Area Code) (Telephone Number)

rstevens@metlife.com 813-983-4404  
(E-mail Address) (Fax Number)

### OFFICERS

Chairman, President and Chief Executive Officer ERIC THOMAS STEIGERWALT Vice President and Secretary TYLA LYNN REYNOLDS

Executive Vice President and Chief Accounting Officer PETER MARTIN CARLSON Executive Vice President and Treasurer JOHN DENNIS MCCALLION #

### OTHER

ANNE MARIE BELDEN FRANS WILLEM TE GROEN ROBIN nmn LENNA  
Vice President and Chief Financial Officer Vice President, Actuary and Appointed Actuary Executive Vice President

RICHARD ANDREW STEVENS  
Vice President

### DIRECTORS OR TRUSTEES

KIMBERLY ANN BERWANGER PETER MARTIN CARLSON KUMAR nmn DAS GUPTA  
CHRISTINE MARIE DEBIASE MEGHAN SMITH DOSCHER JEFFREY PAUL HALPERIN  
ERIC THOMAS STEIGERWALT

State of New York  
County of New York } SS

The officers of this reporting entity being duly sworn, each depose and say that they are the described officers of said reporting entity, and that on the reporting period stated above, all of the herein described assets were the absolute property of the said reporting entity, free and clear from any liens or claims thereon, except as herein stated, and that this statement, together with related exhibits, schedules and explanations therein contained, annexed or referred to, is a full and true statement of all the assets and liabilities and of the condition and affairs of the said reporting entity as of the reporting period stated above, and of its income and deductions there from for the period ended, and have been completed in accordance with the NAIC Quarterly Statement Instructions and Accounting Practices and Procedures manual except to the extent that; (1) state law may differ; or, (2) that state rules or regulations require differences in reporting not related to accounting practices and procedures, according to the best of their information, knowledge and belief, respectively. Furthermore, the scope of this attestation by the described officers also includes the related corresponding electronic filing with the NAIC, when required, that is an exact copy (except for formatting differences due to electronic filing) of the enclosed statement. The electronic filing may be requested by various regulators in lieu of or in addition to the enclosed statement.

PETER MARTIN CARLSON  
Executive Vice President and Chief Accounting Officer

TYLA LYNN REYNOLDS  
Vice President and Secretary

Subscribed and sworn to before me this  
14 day of October, 2016.

Notary for Carlson & Reynolds

**YESENIA POLANCO**  
Notary Public - State of New York  
No. 01F06235513  
Qualified in New York County  
My Commission Expires Jan. 06, 2018

- a. Is this an original filing? Yes [X] No [ ]
- b. If no,
  - 1. State the amendment number \_\_\_\_\_
  - 2. Date filed \_\_\_\_\_
  - 3. Number of pages attached \_\_\_\_\_

**ASSETS**

	Current Statement Date			4 December 31 Prior Year Net Admitted Assets
	1 Assets	2 Nonadmitted Assets	3 Net Admitted Assets (Cols. 1 - 2)	
1. Bonds.....	1,670,107,850		1,670,107,850	1,479,384,400
2. Stocks:				
2.1 Preferred stocks.....			0	
2.2 Common stocks.....			0	
3. Mortgage loans on real estate:				
3.1 First liens.....	79,822,004		79,822,004	121,258,948
3.2 Other than first liens.....			0	
4. Real estate:				
4.1 Properties occupied by the company (less \$.....0 encumbrances).....			0	
4.2 Properties held for the production of income (less \$.....0 encumbrances).....			0	
4.3 Properties held for sale (less \$.....0 encumbrances).....			0	
5. Cash (\$.....(8,458,540)), cash equivalents (\$.....8,995,518) and short-term investments (\$.....15,984,520).....	16,521,498		16,521,498	14,018,210
6. Contract loans (including \$.....0 premium notes).....	421,073,727		421,073,727	426,874,388
7. Derivatives.....	15,097,326		15,097,326	16,797,021
8. Other invested assets.....	15,882,888		15,882,888	57,244,537
9. Receivables for securities.....	386,916		386,916	131,302
10. Securities lending reinvested collateral assets.....			0	
11. Aggregate write-ins for invested assets.....	15,039,112	0	15,039,112	0
12. Subtotals, cash and invested assets (Lines 1 to 11).....	2,233,931,321	0	2,233,931,321	2,115,708,806
13. Title plants less \$.....0 charged off (for Title insurers only).....			0	
14. Investment income due and accrued.....	28,295,578		28,295,578	26,687,482
15. Premiums and considerations:				
15.1 Uncollected premiums and agents' balances in the course of collection.....	3,402,191	275,631	3,126,560	3,628,449
15.2 Deferred premiums, agents' balances and installments booked but deferred and not yet due (including \$.....0 earned but unbilled premiums).....	11,506,735		11,506,735	13,561,776
15.3 Accrued retrospective premiums (\$.....0) and contracts subject to redetermination (\$.....0).....			0	
16. Reinsurance:				
16.1 Amounts recoverable from reinsurers.....	33,340,384		33,340,384	20,674,793
16.2 Funds held by or deposited with reinsured companies.....			0	
16.3 Other amounts receivable under reinsurance contracts.....	4,863,004		4,863,004	4,612,095
17. Amounts receivable relating to uninsured plans.....			0	
18.1 Current federal and foreign income tax recoverable and interest thereon.....			0	
18.2 Net deferred tax asset.....	114,998,708	70,330,966	44,667,742	45,604,381
19. Guaranty funds receivable or on deposit.....	752,529		752,529	903,857
20. Electronic data processing equipment and software.....	1,471,956	1,471,956	0	
21. Furniture and equipment, including health care delivery assets (\$.....0).....	1,737,220	1,737,220	0	
22. Net adjustment in assets and liabilities due to foreign exchange rates.....			0	
23. Receivables from parent, subsidiaries and affiliates.....	5,156,015		5,156,015	21,521,811
24. Health care (\$.....0) and other amounts receivable.....	1,649	1,649	0	
25. Aggregate write-ins for other than invested assets.....	1,364,312	1,364,312	0	0
26. Total assets excluding Separate Accounts, Segregated Accounts and Protected Cell Accounts (Lines 12 through 25).....	2,440,821,602	75,181,734	2,365,639,868	2,252,903,450
27. From Separate Accounts, Segregated Accounts and Protected Cell Accounts.....	7,826,204,335		7,826,204,335	7,919,937,374
28. Total (Lines 26 and 27).....	10,267,025,937	75,181,734	10,191,844,203	10,172,840,824

**DETAILS OF WRITE-INS**

1101. Deposits in connection with investments.....	15,039,112		15,039,112	0
1102.....			0	
1103.....			0	
1198. Summary of remaining write-ins for Line 11 from overflow page.....	0	0	0	0
1199. Totals (Lines 1101 thru 1103 plus 1198) (Line 11 above).....	15,039,112	0	15,039,112	0
2501. Overfunding of pension plan.....	1,164,750	1,164,750	0	
2502. Miscellaneous.....	154,514	154,514	0	
2503. Leasehold improvements.....	45,048	45,048	0	
2598. Summary of remaining write-ins for Line 25 from overflow page.....	0	0	0	0
2599. Totals (Lines 2501 thru 2503 plus 2598) (Line 25 above).....	1,364,312	1,364,312	0	0

**LIABILITIES, SURPLUS AND OTHER FUNDS**

	1 Current Statement Date	2 December 31 Prior Year
1. Aggregate reserve for life contracts \$.....1,265,078,320 less \$.....0 included in Line 6.3 (including \$.....0 Modco Reserve).....	1,265,078,320	1,253,574,618
2. Aggregate reserve for accident and health contracts (including \$.....0 Modco Reserve).....	8,216,475	8,837,392
3. Liability for deposit-type contracts (including \$.....0 Modco Reserve).....	7,737,688	7,354,522
4. Contract claims:		
4.1 Life.....	11,126,404	21,638,302
4.2 Accident and health.....	75,303	67,088
5. Policyholders' dividends \$....6,160 and coupons \$.....0 due and unpaid.....	6,160	22,066
6. Provision for policyholders' dividends and coupons payable in following calendar year - estimated amounts:		
6.1 Dividends apportioned for payment (including \$.....0 Modco).....	5,375,000	5,550,000
6.2 Dividends not yet apportioned (including \$.....0 Modco).....		
6.3 Coupons and similar benefits (including \$.....0 Modco).....		
7. Amount provisionally held for deferred dividend policies not included in Line 6.....		
8. Premiums and annuity considerations for life and accident and health contracts received in advance less \$.....0 discount; including \$....91,474 accident and health premiums.....	664,979	570,299
9. Contract liabilities not included elsewhere:		
9.1 Surrender values on canceled contracts.....		
9.2 Provision for experience rating refunds, including the liability of \$.....0 accident and health experience rating refunds of which \$.....0 is for medical loss ratio rebate per the Public Health Service Act.....		
9.3 Other amounts payable on reinsurance, including \$.....0 assumed and \$....27,293,056 ceded.....	27,293,056	17,730,724
9.4 Interest Maintenance Reserve.....	4,126,694	6,046,195
10. Commissions to agents due or accrued - life and annuity contracts \$....351,748, accident and health \$....2,768 and deposit-type contract funds \$.....0.....	354,516	195,791
11. Commissions and expense allowances payable on reinsurance assumed.....		
12. General expenses due or accrued.....	1,285,714	131,760
13. Transfers to Separate Accounts due or accrued (net) (including \$....(39,531,284) accrued for expense allowances recognized in reserves, net of reinsured allowances).....	(40,021,867)	(54,242,756)
14. Taxes, licenses and fees due or accrued, excluding federal income taxes.....	1,368,681	1,558,035
15.1 Current federal and foreign income taxes, including \$....(347,174) on realized capital gains (losses).....	16,341,527	25,732,916
15.2 Net deferred tax liability.....		
16. Unearned investment income.....		
17. Amounts withheld or retained by company as agent or trustee.....	97,453,589	98,395,012
18. Amounts held for agents' account, including \$.....0 agents' credit balances.....	9,020,265	8,719,282
19. Remittances and items not allocated.....	2,484,378	3,302,467
20. Net adjustment in assets and liabilities due to foreign exchange rates.....		
21. Liability for benefits for employees and agents if not included above.....	68,649,510	64,901,817
22. Borrowed money \$.....0 and interest thereon \$.....0.....		
23. Dividends to stockholders declared and unpaid.....		
24. Miscellaneous liabilities:		
24.01 Asset valuation reserve.....	18,971,177	21,288,810
24.02 Reinsurance in unauthorized and certified (\$.....0) companies.....		
24.03 Funds held under reinsurance treaties with unauthorized and certified (\$.....0) reinsurers.....	78,994,456	77,822,049
24.04 Payable to parent, subsidiaries and affiliates.....	3,256,728	798,472
24.05 Drafts outstanding.....		
24.06 Liability for amounts held under uninsured plans.....		
24.07 Funds held under coinsurance.....		
24.08 Derivatives.....	76,812	91,827
24.09 Payable for securities.....	145,284	0
24.10 Payable for securities lending.....		
24.11 Capital notes \$.....0 and interest thereon \$.....0.....		
25. Aggregate write-ins for liabilities.....	54,289,785	50,900,613
26. Total liabilities excluding Separate Accounts business (Lines 1 to 25).....	1,642,370,634	1,620,987,301
27. From Separate Accounts statement.....	7,826,204,335	7,919,937,374
28. Total liabilities (Lines 26 and 27).....	9,468,574,969	9,540,924,675
29. Common capital stock.....	2,500,000	2,500,000
30. Preferred capital stock.....		
31. Aggregate write-ins for other-than-special surplus funds.....	0	0
32. Surplus notes.....		
33. Gross paid in and contributed surplus.....	334,272,848	334,272,848
34. Aggregate write-ins for special surplus funds.....	0	0
35. Unassigned funds (surplus).....	386,496,386	295,143,301
36. Less treasury stock, at cost:		
36.1 .....0.000 shares common (value included in Line 29 \$.....0).....		
36.2 .....0.000 shares preferred (value included in Line 30 \$.....0).....		
37. Surplus (Total Lines 31 + 32 + 33 + 34 + 35 - 36) (including \$.....0 in Separate Accounts Statement).....	720,769,234	629,416,149
38. Totals of Lines 29, 30 and 37.....	723,269,234	631,916,149
39. Totals of Lines 28 and 38 (Page 2, Line 28, Col. 3).....	10,191,844,203	10,172,840,824

**DETAILS OF WRITE-INS**

2501. Postretirement benefit liability.....	39,281,107	31,293,117
2502. Cash collateral on derivatives.....	12,144,041	15,210,844
2503. Miscellaneous.....	2,864,637	4,396,652
2598. Summary of remaining write-ins for Line 25 from overflow page.....	0	0
2599. Totals (Lines 2501 thru 2503 plus 2598) (Line 25 above).....	54,289,785	50,900,613
3101. ....		
3102. ....		
3103. ....		
3198. Summary of remaining write-ins for Line 31 from overflow page.....	0	0
3199. Totals (Lines 3101 thru 3103 plus 3198) (Line 31 above).....	0	0
3401. ....		
3402. ....		
3403. ....		
3498. Summary of remaining write-ins for Line 34 from overflow page.....	0	0
3499. Totals (Lines 3401 thru 3403 plus 3498) (Line 34 above).....	0	0

## SUMMARY OF OPERATIONS

	1 Current Year to Date	2 Prior Year to Date	3 Prior Year Ended December 31
1. Premiums and annuity considerations for life and accident and health contracts.....	143,868,247	153,831,741	203,961,541
2. Considerations for supplementary contracts with life contingencies.....	7,738,994	4,156,096	5,043,269
3. Net investment income.....	81,320,113	84,037,131	110,795,736
4. Amortization of Interest Maintenance Reserve (IMR).....	(21,222)	773,924	1,048,115
5. Separate Accounts net gain from operations excluding unrealized gains or losses.....	.....	.....	.....
6. Commissions and expense allowances on reinsurance ceded.....	10,816,480	9,394,648	13,105,681
7. Reserve adjustments on reinsurance ceded.....	(322,912,500)	(428,327,912)	(538,633,077)
8. Miscellaneous Income:			
8.1 Income from fees associated with investment management, administration and contract guarantees from Separate Accounts.....	93,771,512	104,235,028	137,799,094
8.2 Charges and fees for deposit-type contracts.....	52,769	104,139	108,671
8.3 Aggregate write-ins for miscellaneous income.....	31,042,684	42,849,690	55,132,128
9. Totals (Lines 1 to 8.3).....	45,677,077	(28,945,515)	(11,638,842)
10. Death benefits.....	103,189,711	99,475,082	130,978,888
11. Matured endowments (excluding guaranteed annual pure endowments).....	7,818	0	0
12. Annuity benefits.....	10,682,462	10,541,074	14,613,743
13. Disability benefits and benefits under accident and health contracts.....	1,977,178	3,240,689	3,870,990
14. Coupons, guaranteed annual pure endowments and similar benefits.....	.....	.....	.....
15. Surrender benefits and withdrawals for life contracts.....	223,410,264	241,945,600	319,769,905
16. Group conversions.....	.....	.....	.....
17. Interest and adjustments on contract or deposit-type contract funds.....	1,216,520	841,613	1,022,622
18. Payments on supplementary contracts with life contingencies.....	3,889,538	3,692,186	4,933,013
19. Increase in aggregate reserves for life and accident and health contracts.....	10,882,784	8,637,980	(2,515,669)
20. Totals (Lines 10 to 19).....	355,256,275	368,374,224	472,673,492
21. Commissions on premiums, annuity considerations and deposit-type contract funds (direct business only).....	6,232,754	5,530,629	4,580,095
22. Commissions and expense allowances on reinsurance assumed.....	.....	.....	.....
23. General insurance expenses.....	58,422,067	29,614,847	43,157,831
24. Insurance taxes, licenses and fees, excluding federal income taxes.....	3,745,235	4,650,913	6,187,753
25. Increase in loading on deferred and uncollected premiums.....	4,916	133,210	346,922
26. Net transfers to or (from) Separate Accounts net of reinsurance.....	(496,640,950)	(598,260,857)	(750,405,039)
27. Aggregate write-ins for deductions.....	7,553,551	2,800,611	3,667,917
28. Totals (Lines 20 to 27).....	(65,426,152)	(187,156,423)	(219,791,029)
29. Net gain from operations before dividends to policyholders and federal income taxes (Line 9 minus Line 28).....	111,103,229	158,210,908	208,152,187
30. Dividends to policyholders.....	3,687,384	3,176,842	4,807,539
31. Net gain from operations after dividends to policyholders and before federal income taxes (Line 29 minus Line 30).....	107,415,845	155,034,066	203,344,648
32. Federal and foreign income taxes incurred (excluding tax on capital gains).....	26,001,588	33,163,290	46,816,403
33. Net gain from operations after dividends to policyholders and federal income taxes and before realized capital gains or (losses) (Line 31 minus Line 32).....	81,414,257	121,870,776	156,528,245
34. Net realized capital gains (losses) (excluding gains (losses) transferred to the IMR) less capital gains tax of \$.....790,880 (excluding taxes of \$.....(1,045,005) transferred to the IMR).....	3,787,208	82,461	273,462
35. Net income (Line 33 plus Line 34).....	85,201,465	121,953,237	156,801,707
<b>CAPITAL AND SURPLUS ACCOUNT</b>			
36. Capital and surplus, December 31, prior year.....	631,916,149	675,237,527	675,237,527
37. Net income (Line 35).....	85,201,465	121,953,237	156,801,707
38. Change in net unrealized capital gains (losses) less capital gains tax of \$.....350,511.....	678,011	76,159	107,655
39. Change in net unrealized foreign exchange capital gain (loss).....	(27,060)	113,440	184,637
40. Change in net deferred income tax.....	(4,324,702)	(19,395,168)	(16,656,141)
41. Change in nonadmitted assets.....	7,753,042	18,687,830	21,990,207
42. Change in liability for reinsurance in unauthorized and certified companies.....	.....	.....	.....
43. Change in reserve on account of change in valuation basis, (increase) or decrease.....	.....	.....	.....
44. Change in asset valuation reserve.....	2,317,633	404,607	554,988
45. Change in treasury stock.....	.....	.....	.....
46. Surplus (contributed to) withdrawn from Separate Accounts during period.....	.....	.....	.....
47. Other changes in surplus in Separate Accounts Statement.....	.....	.....	.....
48. Change in surplus notes.....	.....	.....	.....
49. Cumulative effect of changes in accounting principles.....	.....	.....	.....
50. Capital changes:			
50.1 Paid in.....	.....	.....	.....
50.2 Transferred from surplus (Stock Dividend).....	.....	.....	.....
50.3 Transferred to surplus.....	.....	.....	.....
51. Surplus adjustment:			
51.1 Paid in.....	.....	.....	.....
51.2 Transferred to capital (Stock Dividend).....	.....	.....	.....
51.3 Transferred from capital.....	.....	.....	.....
51.4 Change in surplus as a result of reinsurance.....	(1,002,879)	(1,002,879)	(1,337,172)
52. Dividends to stockholders.....	0	0	(199,000,000)
53. Aggregate write-ins for gains and losses in surplus.....	757,575	(1,123,890)	(5,967,259)
54. Net change in capital and surplus (Lines 37 through 53).....	91,353,085	119,713,336	(43,321,378)
55. Capital and surplus as of statement date (Lines 36 + 54).....	723,269,234	794,950,863	631,916,149

### DETAILS OF WRITE-INS

08.301. Management and service fee income.....	27,053,962	35,650,291	46,443,427
08.302. Miscellaneous.....	2,286,278	4,100,072	4,918,953
08.303. Income from cross selling agreements.....	1,702,444	3,099,327	3,769,748
08.398. Summary of remaining write-ins for Line 8.3 from overflow page.....	0	0	0
08.399. Totals (Lines 08.301 thru 08.303 plus 08.398) (Line 8.3 above).....	31,042,684	42,849,690	55,132,128
2701. Interest credited to reinsurer.....	7,553,551	2,800,611	3,667,917
2702. ....	.....	.....	.....
2703. ....	.....	.....	.....
2798. Summary of remaining write-ins for Line 27 from overflow page.....	0	0	0
2799. Totals (Lines 2701 thru 2703 plus 2798) (Line 27 above).....	7,553,551	2,800,611	3,667,917
5301. Benefit plans curtailment impact.....	3,537,300	0	0
5302. Net gain (loss) on pension and postretirement benefit plans.....	(2,763,150)	0	(5,686,850)
5303. Transition amortization of unfunded pension liability.....	(394,875)	(1,131,600)	(1,279,200)
5398. Summary of remaining write-ins for Line 53 from overflow page.....	378,300	7,710	998,791
5399. Totals (Lines 5301 thru 5303 plus 5398) (Line 53 above).....	757,575	(1,123,890)	(5,967,259)

## CASH FLOW

	1 Current Year to Date	2 Prior Year To Date	3 Prior Year Ended December 31
<b>CASH FROM OPERATIONS</b>			
1. Premiums collected net of reinsurance.....	152,752,657	163,870,059	216,224,700
2. Net investment income.....	77,253,431	78,798,233	106,247,965
3. Miscellaneous income.....	135,061,984	160,416,237	207,922,447
4. Total (Lines 1 through 3).....	365,068,072	403,084,529	530,395,112
5. Benefit and loss related payments.....	679,141,882	789,789,544	1,014,101,603
6. Net transfers to Separate Accounts, Segregated Accounts and Protected Cell Accounts.....	(510,861,839)	(618,877,249)	(776,909,189)
7. Commissions, expenses paid and aggregate write-ins for deductions.....	72,261,994	49,045,190	64,637,554
8. Dividends paid to policyholders.....	3,878,290	3,638,262	5,278,474
9. Federal and foreign income taxes paid (recovered) net of \$.....0 tax on capital gains (losses).....	35,138,852	69,378,430	58,423,177
10. Total (Lines 5 through 9).....	279,559,179	292,974,177	365,531,619
11. Net cash from operations (Line 4 minus Line 10).....	85,508,893	110,110,352	164,863,493
<b>CASH FROM INVESTMENTS</b>			
12. Proceeds from investments sold, matured or repaid:			
12.1 Bonds.....	222,242,431	263,455,057	548,646,050
12.2 Stocks.....			
12.3 Mortgage loans.....	41,904,245	3,570,026	22,431,168
12.4 Real estate.....			
12.5 Other invested assets.....	55,846,011	60,059,670	70,372,226
12.6 Net gains or (losses) on cash, cash equivalents and short-term investments.....	(247,396)	31,688	45,098
12.7 Miscellaneous proceeds.....	1,944,559	3,911,677	5,662,185
12.8 Total investment proceeds (Lines 12.1 to 12.7).....	321,689,850	331,028,118	647,156,727
13. Cost of investments acquired (long-term only):			
13.1 Bonds.....	411,760,995	367,638,751	509,662,678
13.2 Stocks.....			
13.3 Mortgage loans.....	0	0	10,500,000
13.4 Real estate.....			
13.5 Other invested assets.....	11,353,545	41,439,040	41,494,659
13.6 Miscellaneous applications.....	17,972,846	35,337,622	55,640,928
13.7 Total investments acquired (Lines 13.1 to 13.6).....	441,087,386	444,415,413	617,298,265
14. Net increase or (decrease) in contract loans and premium notes.....	(5,800,661)	7,502,501	4,953,944
15. Net cash from investments (Line 12.8 minus Line 13.7 and Line 14).....	(113,596,875)	(120,889,796)	24,904,518
<b>CASH FROM FINANCING AND MISCELLANEOUS SOURCES</b>			
16. Cash provided (applied):			
16.1 Surplus notes, capital notes.....			
16.2 Capital and paid in surplus, less treasury stock.....			
16.3 Borrowed funds.....			
16.4 Net deposits on deposit-type contracts and other insurance liabilities.....	383,166	1,193,966	911,878
16.5 Dividends to stockholders.....	0	0	199,000,000
16.6 Other cash provided (applied).....	30,208,104	22,430,837	14,639,270
17. Net cash from financing and miscellaneous sources (Lines 16.1 through 16.4 minus Line 16.5 plus Line 16.6).....	30,591,270	23,624,803	(183,448,852)
<b>RECONCILIATION OF CASH, CASH EQUIVALENTS AND SHORT-TERM INVESTMENTS</b>			
18. Net change in cash, cash equivalents and short-term investments (Line 11 plus Line 15 plus Line 17).....	2,503,288	12,845,359	6,319,159
19. Cash, cash equivalents and short-term investments:			
19.1 Beginning of year.....	14,018,210	7,699,051	7,699,051
19.2 End of period (Line 18 plus Line 19.1).....	16,521,498	20,544,410	14,018,210
<b>Note: Supplemental disclosures of cash flow information for non-cash transactions:</b>			
20.0001 Security exchange.....	39,948,191	6,590,486	39,980,821
20.0002 Capitalized interest on bonds.....	389,595	302,427	401,891
20.0003 Tax on prior period adjustment.....	0	0	110,110

## EXHIBIT 1

### DIRECT PREMIUMS AND DEPOSIT-TYPE CONTRACTS

	1 Current Year To Date	2 Prior Year To Date	3 Prior Year Ended December 31
1. Industrial life.....			
2. Ordinary life insurance.....	164,568,187	174,616,530	234,950,895
3. Ordinary individual annuities.....	41,432,988	44,188,160	59,008,807
4. Credit life (group and individual).....			
5. Group life insurance.....			
6. Group annuities.....	362,835	321,829	486,176
7. A&H - group.....			
8. A&H - credit (group and individual).....			
9. A&H - other.....	5,582,234	5,890,685	7,750,722
10. Aggregate of all other lines of business.....	0	0	0
11. Subtotal.....	211,946,244	225,017,204	302,196,600
12. Deposit-type contracts.....			
13. Total.....	211,946,244	225,017,204	302,196,600

#### DETAILS OF WRITE-INS

1001. ....			
1002. ....			
1003. ....			
1098. Summary of remaining write-ins for Line 10 from overflow page.....	0	0	0
1099. Total (Lines 1001 thru 1003 plus 1098) (Line 10 above).....	0	0	0



**NOTES TO THE FINANCIAL STATEMENTS****1. Summary of Significant Accounting Policies****A. Accounting Practices**

New England Life Insurance Company (the “Company”) presents the accompanying financial statements on the basis of accounting practices prescribed or permitted (“MA SAP”) by the Commonwealth of Massachusetts (“Massachusetts”) Division of Insurance (the “Division”).

The Division recognizes only the statutory accounting practices prescribed or permitted by Massachusetts in determining and reporting the financial condition and results of operations of an insurance company, in determining its solvency under the Massachusetts Insurance Law. In 2001, the National Association of Insurance Commissioners (“NAIC”) *Accounting Practices and Procedures Manual* (“NAIC SAP”) was adopted as a component of MA SAP.

Massachusetts has adopted certain prescribed accounting practices that differ from those found in NAIC SAP, none of which affect the financial statements of the Company. A reconciliation of the Company’s net income and capital and surplus between MA SAP and NAIC SAP is as follows:

	<b>State of Domicile</b>	<b>For the Nine Months Ended September 30, 2016</b>	<b>For the Year Ended December 31, 2015</b>
Net income, MA SAP	MA	\$ 85,201,465	\$ 156,801,707
State prescribed practices: NONE	MA	—	—
State permitted practices: NONE	MA	—	—
Net income, NAIC SAP	MA	<u>\$ 85,201,465</u>	<u>\$ 156,801,707</u>
		<b>September 30, 2016</b>	<b>December 31, 2015</b>
Statutory capital and surplus, MA SAP	MA	\$ 723,269,234	\$ 631,916,149
State prescribed practices: NONE	MA	—	—
State permitted practices: NONE	MA	—	—
Statutory capital and surplus, NAIC SAP	MA	<u>\$ 723,269,234</u>	<u>\$ 631,916,149</u>

**B. No significant change.****C. Accounting Policy**

(1-5) No significant change.

(6) Mortgage-backed bonds, included in bonds, are generally stated at amortized cost using the scientific method unless they have a NAIC rating designation of 6, which are stated at the lower of amortized cost or fair value. Amortization of the discount or premium from the purchase of these securities considers the estimated timing and amount of prepayments of the underlying mortgage loans. Actual prepayment experience is periodically reviewed and effective yields are recalculated when differences arise between the prepayments originally anticipated and the actual prepayments received and currently anticipated. For credit-sensitive mortgage-backed and asset-backed bonds and certain prepayment-sensitive bonds (e.g., interest-only securities), the effective yield is recalculated on a prospective basis. For all other mortgage-backed and asset-backed bonds, the effective yield is recalculated on a retrospective basis.

For certain residential mortgage-backed securities (“RMBS”) and commercial mortgage-backed securities (“CMBS”), both an initial and final NAIC designation is determined on a security-by-security basis based on a range of values published by the NAIC. The initial designation is used to determine the carrying value of the RMBS or CMBS. RMBS and CMBS with initial designations of 1 to 5 are stated at amortized cost, while RMBS and CMBS with initial designations of 6 are stated at the lower of amortized cost or fair value. The final designation calculation compares this carrying value with a range of values, resulting in a final NAIC designation reported herein, which is used for all other accounting and reporting purposes.

For loan-backed securities, including asset-backed securities (“ABS”), which are not modeled, the NAIC relies on the second lowest NAIC Credit Rating Provider (“CRP”) rating to determine the initial NAIC designation. The second lowest CRP rating is used to determine the carrying value of the security, which is based on the NAIC’s estimate of expected losses, using an NAIC published formula. The carrying value of the security determines its final NAIC designation, which is used for reporting in the Annual Statement and in risk-based capital (“RBC”) calculations. This revised methodology does not apply to NAIC 1 and NAIC 6 securities which are rated at the second lowest CRP designation.

(7-13) No significant change.

**2. Accounting Changes and Corrections of Errors**

No significant change.

**3. Business Combinations and Goodwill**

No significant change.



**NOTES TO THE FINANCIAL STATEMENTS****4. Discontinued Operations**

No significant change.

**5. Investments****A. Mortgage Loans, including Mezzanine Real Estate Loans**

(1-3) No significant change.

(4) The Company's age analysis of mortgage loans, aggregated by type, was as follows:

	Farm	Residential		Commercial		Mezzanine	Total
		Insured	All Other	Insured	All Other		
a. September 30, 2016							
1. Recorded Investment (All)							
(a) Current	\$ 56,831,670	\$ —	\$ —	\$ —	\$ 22,990,334	\$ —	\$ 79,822,004
(b) 30-59 days past due	\$ —	\$ —	\$ —	\$ —	\$ —	\$ —	\$ —
(c) 60-89 days past due	\$ —	\$ —	\$ —	\$ —	\$ —	\$ —	\$ —
(d) 90-179 days past due	\$ —	\$ —	\$ —	\$ —	\$ —	\$ —	\$ —
(e) 180+ days past due	\$ —	\$ —	\$ —	\$ —	\$ —	\$ —	\$ —
2. Accruing Interest 90-179 Days Past Due							
(a) Recorded investment	\$ —	\$ —	\$ —	\$ —	\$ —	\$ —	\$ —
(b) Interest accrued	\$ —	\$ —	\$ —	\$ —	\$ —	\$ —	\$ —
3. Accruing Interest 180+ Days Past Due							
(a) Recorded investment	\$ —	\$ —	\$ —	\$ —	\$ —	\$ —	\$ —
(b) Interest accrued	\$ —	\$ —	\$ —	\$ —	\$ —	\$ —	\$ —
4. Interest Reduced							
(a) Recorded investment	\$ —	\$ —	\$ —	\$ —	\$ —	\$ —	\$ —
(b) Number of loans	—	—	—	—	—	—	—
(c) Percent reduced	—%	—%	—%	—%	—%	—%	—%
b. December 31, 2015							
1. Recorded Investment							
(a) Current	\$ 58,619,729	\$ —	\$ —	\$ —	\$ 62,639,219	\$ —	\$ 121,258,948
(b) 30-59 days past due	\$ —	\$ —	\$ —	\$ —	\$ —	\$ —	\$ —
(c) 60-89 days past due	\$ —	\$ —	\$ —	\$ —	\$ —	\$ —	\$ —
(d) 90-179 days past due	\$ —	\$ —	\$ —	\$ —	\$ —	\$ —	\$ —
(e) 180+ days past due	\$ —	\$ —	\$ —	\$ —	\$ —	\$ —	\$ —
2. Accruing Interest 90-179 Days Past Due							
(a) Recorded investment	\$ —	\$ —	\$ —	\$ —	\$ —	\$ —	\$ —
(b) Interest accrued	\$ —	\$ —	\$ —	\$ —	\$ —	\$ —	\$ —
3. Accruing Interest 180+ Days Past Due							
(a) Recorded investment	\$ —	\$ —	\$ —	\$ —	\$ —	\$ —	\$ —
(b) Interest Accrued	\$ —	\$ —	\$ —	\$ —	\$ —	\$ —	\$ —
4. Interest Reduced							
(a) Recorded investment	\$ —	\$ —	\$ —	\$ —	\$ —	\$ —	\$ —
(b) Number of loans	—	—	—	—	—	—	—
(c) Percent reduced	—%	—%	—%	—%	—%	—%	—%

(5-9) No significant change.

B-C. No significant change.

**D. Loan-backed Securities**

(1) Prepayment assumptions were obtained from published broker dealer values and internal estimates.

(2) a. The Company did not recognize any other-than-temporary impairments ("OTTI") on the basis of the intent to sell during the nine months ended September 30, 2016.

b. The Company did not recognize any OTTI on the basis of the inability or lack of intent to retain the investment in the security for a period of time sufficient to recover the amortized cost basis during the nine months ended September 30, 2016.

c. Impairments where the present value of cash flows expected to be collected is less than the amortized cost basis of the security are shown in Note 5D(3).

**NOTES TO THE FINANCIAL STATEMENTS**

(3) As of September 30, 2016, the Company has not recognized any OTTI on its loan-backed securities based on cash flow analysis.

(4) At September 30, 2016, the estimated fair value and gross unrealized losses for loan-backed securities, aggregated by length of time the securities have been in a continuous loss position were as follows:

a. The aggregate amount of unrealized losses:		
1. Less than 12 Months	\$	2,688,595
2. 12 Months or Longer	\$	43,662
b. The aggregate related fair value of securities with unrealized losses:		
1. Less than 12 Months	\$	94,257,857
2. 12 Months or Longer	\$	3,594,320

(5) The Company performs a regular evaluation, on a security-by-security basis, of its securities holdings in accordance with its OTTI policy in order to evaluate whether such investments are other than temporarily impaired. Management considers a wide range of factors about the security issuer and uses its best judgment in evaluating the cause of the decline in the estimated fair value of the security and in assessing the prospects for near-term recovery. Factors considered include fundamentals of the industry and geographic area in which the security issuer operates, as well as overall macroeconomic conditions. Projected future cash flows are estimated using assumptions derived from management's best estimates of likely scenario-based outcomes after giving consideration to a variety of variables that include, but are not limited to: (i) general payment terms of the security; (ii) the likelihood that the issuer can service the scheduled interest and principal payments; (iii) the quality and amount of any credit enhancements; (iv) the security's position within the capital structure of the issuer; (v) possible corporate restructurings or asset sales by the issuer; and (vi) changes to the rating of the security or the issuer by rating agencies. Additional considerations are made when assessing the unique features that apply to certain loan-backed securities including, but are not limited to: (i) the quality of underlying collateral; (ii) expected prepayment speeds; (iii) current and forecasted loss severity; (iv) consideration of the payment terms of the underlying assets backing the security; and (v) the payment priority within the tranche structure of the security. For loan-backed securities in an unrealized loss position as summarized in the immediately preceding table, the Company does not have the intent to sell the securities, believes it has the intent and ability to retain the security for a period of time sufficient to recover the carrying value of the security and based on the cash flow modeling and other considerations as described above, believes these securities are not other than temporarily impaired.

E. Repurchase Agreements and/or Securities Lending Transactions

(1) No significant change.

(2) The Company did not have any pledged assets as collateral for repurchase agreements, securities lending transactions or dollar repurchase agreements as of September 30, 2016.

(3) The Company did not receive any collateral as of September 30, 2016.

(4-7) No significant change.

F-G. No significant change.

**NOTES TO THE FINANCIAL STATEMENTS**

## H. Restricted Assets

## (1) Restricted Assets (Including Pledged)

Information on the Company's investment in restricted assets as of September 30, was as follows:

Restricted Asset Category	Gross Restricted							Percentage		
	2016					(6)	(7)	(8)	(9)	(10)
	(1)	(2)	(3)	(4)	(5)					
Total General Account	General Account Supporting Separate Account Activity <sup>(a)</sup>	Total Separate Account Restricted Assets	Separate Account Assets Supporting General Account Activity <sup>(b)</sup>	2016 Total (1 plus 3)	2015 Total	Increase/ (Decrease) (5 minus 6)	Total Current Year Admitted Restricted	Gross Restricted to Total Assets	Admitted Restricted to Total Admitted Assets	
Subject to contractual obligation for which liability is not shown	\$ —	\$ —	\$ —	\$ —	\$ —	\$ —	\$ —	\$ —	—%	—%
Collateral held under security lending agreements	—	—	—	—	—	—	—	—	—	—
Subject to repurchase agreements	—	—	—	—	—	—	—	—	—	—
Subject to reverse repurchase agreements	—	—	—	—	—	—	—	—	—	—
Subject to dollar repurchase agreements	—	—	—	—	—	—	—	—	—	—
Subject to dollar reverse repurchase agreements	—	—	—	—	—	—	—	—	—	—
Placed under option contracts	—	—	—	—	—	—	—	—	—	—
Letter stock or securities restricted as to sale - excluding Federal Home Loan Bank ("FHLB") capital stock	—	—	—	—	—	—	—	—	—	—
FHLB capital stock	—	—	—	—	—	—	—	—	—	—
On deposit with states	3,490,206	—	—	—	3,490,206	3,492,560	(2,354)	3,490,206	0.03	0.03
On deposit with other regulatory bodies	—	—	—	—	—	—	—	—	—	—
Pledged collateral to FHLB (including assets backing funding agreements)	—	—	—	—	—	—	—	—	—	—
Pledged as collateral not captured in other categories	349,078	—	—	—	349,078	1,075,506	(726,428)	349,078	—	—
Other restricted assets	—	—	—	—	—	—	—	—	—	—
<b>Total restricted assets</b>	<b>\$ 3,839,284</b>	<b>\$ —</b>	<b>\$ —</b>	<b>\$ —</b>	<b>\$ 3,839,284</b>	<b>\$ 4,568,066</b>	<b>\$ (728,782)</b>	<b>\$ 3,839,284</b>	<b>0.03%</b>	<b>0.03%</b>

(a) Subset of column 1.

(b) Subset of column 3.

## (2) Details on the Company's assets pledged as collateral, not captured in other categories, as of September 30, were as follows:

Collateral Agreement	Gross Restricted							Percentage		
	2016					(6)	(7)	(8)	(9)	(10)
	(1)	(2)	(3)	(4)	(5)					
Total General Account	General Account Supporting Separate Account Activity <sup>(a)</sup>	Total Separate Account Restricted Assets	Separate Account Assets Supporting General Account Activity <sup>(b)</sup>	2016 Total (1 plus 3)	2015 Total	Increase/ (Decrease) (5 minus 6)	Total Current Year Admitted Restricted	Gross Restricted to Total Assets	Admitted Restricted to Total Admitted Assets	
Derivative OTC centrally cleared - securities pledged	\$ 349,078	\$ —	\$ —	\$ —	\$ 349,078	\$ 1,075,506	\$ (726,428)	\$ 349,078	—%	—%
<b>Total</b>	<b>\$ 349,078</b>	<b>\$ —</b>	<b>\$ —</b>	<b>\$ —</b>	<b>\$ 349,078</b>	<b>\$ 1,075,506</b>	<b>\$ (726,428)</b>	<b>\$ 349,078</b>	<b>—%</b>	<b>—%</b>

(a) Subset of column 1.

(b) Subset of column 3.

## (3) The Company did not have any other restricted assets in 2016 and 2015.

**NOTES TO THE FINANCIAL STATEMENTS****I. Working Capital Finance Investments**

The Company had no working capital finance investments during the nine months ended September 30, 2016.

**J. Offsetting and Netting of Assets and Liabilities**

The Company had no assets and liabilities which are offset and reported net in accordance with a valid right to offset.

**K. Structured Notes**

A structured note is a direct debt issuance by a corporation, municipality, or government entity, ranking pari-passu with the issuer's other debt issuances of equal seniority where either: 1) the coupon and/or principal payments are linked, in whole or in part, to prices or payment streams from an index or indices, or assets deriving their value from other than the issuer's credit quality, or 2) the coupon and/or principal payments are leveraged by a formula that is different from either a fixed coupon, or a non-leveraged floating rate coupon linked to an interest rate index, including but not limited to London Interbank Offered Rate or the prime rate. Information regarding structured notes as of September 30, 2016 was as follows:

<b>CUSIP Identification</b>	<b>Actual Cost</b>	<b>Fair Value</b>	<b>Book/Adjusted Carrying Value</b>	<b>Mortgage-Referenced Security (YES/NO)</b>
03938LAQ7	1,000,000	1,088,750	1,000,000	NO
03938LAU8	2,102,500	2,217,500	2,061,941	NO
044209AF1	294,750	313,500	295,850	NO
539830AW9	2,696,493	3,744,403	2,714,447	NO
761735AD1	600,000	621,750	600,000	NO
761735AF6	300,000	312,000	300,000	NO
<b>Total</b>	<b>\$ 6,993,743</b>	<b>\$ 8,297,903</b>	<b>\$ 6,972,238</b>	

**6. Joint Ventures, Partnerships and Limited Liability Companies**

No significant change.

**7. Investment Income**

No significant change.

**8. Derivative Instruments**

As of September 30, 2016, there were no significant changes in the Company's derivative policy or investments other than those described below.

**Credit Risk**

The Company enters into various collateral arrangements, which may require both the pledging and accepting of collateral in connection with its derivatives.

The table below summarizes the collateral pledged in connection with its over-the-counter ("OTC") derivatives at:

	<b>Securities <sup>(1)</sup></b>	
	<b>September 30, 2016</b>	<b>December 31, 2015</b>
<b>Initial Margin:</b>		
OTC-cleared	\$ 349,078	\$ 1,075,506

<sup>(1)</sup> Securities pledged as collateral are reported in bonds. Subject to certain constraints, the counterparties are permitted by contract to sell or repledge this collateral.

The table below summarizes the collateral received in connection with its OTC derivatives at:

	<b>Cash <sup>(1)</sup></b>		<b>Securities <sup>(2)</sup></b>		<b>Total</b>	
	<b>September 30, 2016</b>	<b>December 31, 2015</b>	<b>September 30, 2016</b>	<b>December 31, 2015</b>	<b>September 30, 2016</b>	<b>December 31, 2015</b>
<b>Variation Margin:</b>						
OTC-bilateral	\$ 11,900,000	\$ 14,950,000	\$ 4,546,035	\$ 1,110,853	\$ 16,446,035	\$ 16,060,853
OTC-cleared	244,041	260,844	—	—	244,041	260,844
<b>Total OTC</b>	<b>\$ 12,144,041</b>	<b>\$ 15,210,844</b>	<b>\$ 4,546,035</b>	<b>\$ 1,110,853</b>	<b>\$ 16,690,076</b>	<b>\$ 16,321,697</b>

<sup>(1)</sup> Cash collateral received is reported in cash, cash equivalents and short-term investments and the obligation to return the collateral is reported in aggregate write-ins for liabilities as cash collateral on derivatives.

<sup>(2)</sup> Securities collateral received is held in separate custodial accounts and is not reflected in the financial statements. These amounts are also reported in Note 16 because the securities are held off-balance sheet.

**NOTES TO THE FINANCIAL STATEMENTS****9. Income Taxes**

A. The components of net deferred tax assets (“DTA”) and deferred tax liabilities (“DTL”) consisted of the following:

	<b>September 30, 2016</b>		
	<b>Ordinary</b>	<b>Capital</b>	<b>Total</b>
Gross DTA	\$ 124,892,203	—	\$ 124,892,203
Statutory valuation allowance adjustments	—	—	—
Adjusted gross DTA	124,892,203	—	124,892,203
DTA nonadmitted	(70,330,966)	—	(70,330,966)
Subtotal net admitted DTA	54,561,237	—	54,561,237
DTL	(9,024,177)	(869,318)	(9,893,495)
Net admitted DTA/(Net DTL)	<u>\$ 45,537,060</u>	<u>\$ (869,318)</u>	<u>\$ 44,667,742</u>
	<b>December 31, 2015</b>		
	<b>Ordinary</b>	<b>Capital</b>	<b>Total</b>
Gross DTA	\$ 132,565,414	4,551	\$ 132,569,965
Statutory valuation allowance adjustments	—	—	—
Adjusted gross DTA	132,565,414	4,551	132,569,965
DTA nonadmitted	(74,472,914)	(4,551)	(74,477,465)
Subtotal net admitted DTA	58,092,500	—	58,092,500
DTL	(12,488,119)	—	(12,488,119)
Net admitted DTA/(Net DTL)	<u>\$ 45,604,381</u>	<u>\$ —</u>	<u>\$ 45,604,381</u>
	<b>Change</b>		
	<b>Ordinary</b>	<b>Capital</b>	<b>Total</b>
Gross DTA	\$ (7,673,211)	(4,551)	\$ (7,677,762)
Statutory valuation allowance adjustments	—	—	—
Adjusted gross DTA	(7,673,211)	(4,551)	(7,677,762)
DTA nonadmitted	4,141,948	4,551	4,146,499
Subtotal net admitted DTA	(3,531,263)	—	(3,531,263)
DTL	3,463,942	(869,318)	2,594,624
Net admitted DTA/(Net DTL)	<u>\$ (67,321)</u>	<u>\$ (869,318)</u>	<u>\$ (936,639)</u>

Admission calculation components – SSAP No. 101, *Income Taxes*, (“SSAP 101”):

	<b>September 30, 2016</b>		
	<b>Ordinary</b>	<b>Capital</b>	<b>Total</b>
Federal income taxes paid in prior years recoverable through loss carrybacks	\$ 6,807,885	\$ —	\$ 6,807,885
Adjusted gross DTA expected to be realized (excluding the amount of DTA from above) after application of the threshold limitation (the lesser of 1 and 2 below)	37,859,857	—	37,859,857
1. Adjusted gross DTA expected to be realized following the balance sheet date	37,859,857	—	37,859,857
2. Adjusted gross DTA allowed per limitation threshold	XXX	XXX	102,011,017
Adjusted gross DTA (excluding the amount of DTA from above) offset by gross DTL	9,024,177	869,318	9,893,495
DTA admitted as the result of application of SSAP 101 total	<u>\$ 53,691,919</u>	<u>\$ 869,318</u>	<u>\$ 54,561,237</u>

**NOTES TO THE FINANCIAL STATEMENTS**

	December 31, 2015		
	Ordinary	Capital	Total
Federal income taxes paid in prior years recoverable through loss carrybacks	\$ 5,664,000	\$ —	\$ 5,664,000
Adjusted gross DTA expected to be realized (excluding the amount of DTA from above) after application of the threshold limitation (the lesser of 1 and 2 below)	39,940,381	—	39,940,381
1. Adjusted gross DTA expected to be realized following the balance sheet date	39,940,381	—	39,940,381
2. Adjusted gross DTA allowed per limitation threshold	XXX	XXX	87,946,765
Adjusted gross DTA (excluding the amount of DTA from above) offset by gross DTL	12,488,119	—	12,488,119
DTA admitted as the result of application of SSAP 101 total	<u>\$ 58,092,500</u>	<u>\$ —</u>	<u>\$ 58,092,500</u>
	Change		
	Ordinary	Capital	Total
Federal income taxes paid in prior years recoverable through loss carrybacks	\$ 1,143,885	\$ —	\$ 1,143,885
Adjusted gross DTA expected to be realized (excluding the amount of DTA from above) after application of the threshold limitation (the lesser of 1 and 2 below)	(2,080,524)	—	(2,080,524)
1. Adjusted gross DTA expected to be realized following the balance sheet date	(2,080,524)	—	(2,080,524)
2. Adjusted gross DTA allowed per limitation threshold	XXX	XXX	14,064,252
Adjusted gross DTA (excluding the amount of DTA from above) offset by gross DTL	(3,463,942)	869,318	(2,594,624)
DTA admitted as the result of application of SSAP 101 total	<u>\$ (4,400,581)</u>	<u>\$ 869,318</u>	<u>\$ (3,531,263)</u>

	September 30, 2016	December 31, 2015
RBC percentage used to determine recovery period and threshold limitation amount	3602%	3140%
Amount of total adjusted capital used to determine recovery period and threshold limitation	\$ 700,260,173	\$ 610,373,896

Management believes the Company will be able to utilize the DTA in the future without any tax planning strategies.

Do the Company's tax planning strategies include the use of reinsurance? No

B. No significant change.

C. Current income taxes incurred consisted of the following major components:

	September 30, 2016	December 31, 2015
Federal	\$ 26,001,588	\$ 46,812,172
Foreign	—	4,231
Subtotal	26,001,588	46,816,403
Federal income tax on net capital gains/(losses)	(254,125)	218,488
Federal and foreign income taxes incurred	<u>\$ 25,747,463</u>	<u>\$ 47,034,891</u>

**NOTES TO THE FINANCIAL STATEMENTS**

The changes in the main components of deferred income tax amounts were as follows:

	September 30, 2016	December 31, 2015	Change
DTA:			
Ordinary:			
Discounting of unpaid losses	\$ —	\$ —	\$ —
Unearned premium reserve	—	—	—
Policyholder reserves	14,220,265	14,595,397	(375,132)
Investments	—	—	—
Deferred acquisition costs	24,657,062	30,403,697	(5,746,635)
Policyholder dividends accrual	618,625	679,875	(61,250)
Fixed assets	—	—	—
Compensation and benefits accrual	—	—	—
Pension accrual	—	—	—
Receivables - nonadmitted	—	—	—
Net operating loss carryforward	—	—	—
Tax credit carryforwards	9,064,873	11,760,981	(2,696,108)
Other (including items <5% of total ordinary tax assets)	10,734,162	9,594,908	1,139,254
Ceding commissions	13,143,290	13,494,298	(351,008)
Employee benefits	50,752,613	49,076,200	1,676,413
Legal contingency	3,500	—	3,500
Nonadmitted assets	1,697,813	2,960,058	(1,262,245)
Subtotal	124,892,203	132,565,414	(7,673,211)
Statutory valuation allowance adjustment	—	—	—
Nonadmitted	(70,330,966)	(74,472,914)	4,141,948
Admitted ordinary DTA	54,561,237	58,092,500	(3,531,263)
Capital:			
Investments	—	4,551	(4,551)
Net capital loss carryforward	—	—	—
Real estate	—	—	—
Other (including items <5% of total capital tax assets)	—	—	—
Subtotal	—	4,551	(4,551)
Statutory valuation allowance adjustment	—	—	—
Nonadmitted	—	(4,551)	4,551
Admitted capital DTA	—	—	—
Admitted DTA	\$ 54,561,237	\$ 58,092,500	\$ (3,531,263)
DTL:			
Ordinary			
Investments	\$ (8,673,665)	\$ (12,488,119)	\$ 3,814,454
Fixed assets	—	—	—
Deferred and uncollected premiums	—	—	—
Policyholder reserves	—	—	—
Other (including items <5% of total ordinary tax liabilities)	—	—	—
Unrealized capital gains (losses)	(350,512)	—	(350,512)
Subtotal	(9,024,177)	(12,488,119)	3,463,942
Capital:			
Investments	(869,318)	—	(869,318)
Real estate	—	—	—
Other (including items <5% of total capital tax liabilities)	—	—	—
Subtotal	(869,318)	—	(869,318)
DTL	\$ (9,893,495)	\$ (12,488,119)	\$ 2,594,624
Net DTA/ (DTL)	\$ 44,667,742	\$ 45,604,381	\$ (936,639)
		Change in nonadmitted DTA	(4,146,499)
		Tax effect of unrealized gains (losses)	350,511
		Additional minimum pension liability	407,925
		Change in net DTA	\$ (4,324,702)



**NOTES TO THE FINANCIAL STATEMENTS**

- D. The provision for Federal and foreign income taxes incurred is different from that which would be obtained by applying the statutory Federal income tax rate to net gain (loss) from operations after dividends to policyholders and before Federal income tax. The significant items causing the difference were as follows:

	<u>September 30, 2016</u>
Net gain (loss) from operations after dividends to policyholders and before Federal income tax @ 35%	\$ 37,595,546
Net realized capital gains (losses) @ 35%	557,326
Tax effect of:	
Change in nonadmitted assets	1,262,245
Interest maintenance reserve	7,428
Meals and entertainment	1,537
Nondeductible expenses	(1,366,180)
Other	(816,871)
Penalties	658
Prior years adjustments and accruals	3,101,282
Separate Account dividend received deduction	(9,489,788)
Tax credits	(819,148)
Tax exempt income	(29,392)
Divestiture Expense	67,522
Total statutory income taxes (benefit)	<u>\$ 30,072,165</u>
Federal and foreign income taxes incurred including tax on realized capital gains	25,747,463
Change in net DTA	4,324,702
Total statutory income taxes (benefit)	<u>\$ 30,072,165</u>

E-G. No significant change.

**10. Information Concerning Parents, Subsidiaries, Affiliates and Other Related Parties**

A-C. No significant change.

- D. The Company had \$5,156,015 receivable and \$3,256,728 payable with affiliates as of September 30, 2016. The Company had \$21,521,811 receivable and \$798,472 payable with affiliates as of December 31, 2015. Amounts receivable and payable are expected to be settled within 90 days.

E-N. No significant change.

**11. Debt**

A. No significant change.

B. The Company has not issued any debt to the Federal Home Loan Bank.

**12. Retirement Plans, Deferred Compensation, Postemployment Benefits and Compensated Absences and Other Postretirement Benefit Plans**

A. (1-3) No significant change.

(4) Components of net periodic benefit cost:

	<u>Pension Benefits</u>		<u>Postretirement Benefits</u>	
	<u>September 30, 2016</u>	<u>December 31, 2015</u>	<u>September 30, 2016</u>	<u>December 31, 2015</u>
Service cost	\$ 157,500	\$ 209,000	\$ 18,000	\$ 219,000
Interest cost	6,603,500	9,021,000	1,232,500	1,419,000
Expected return on plan assets	(6,273,750)	(8,778,000)	—	—
Transition asset or obligation	—	—	—	—
Gains and losses	(77,500)	(428,000)	226,100	461,000
Prior service cost or credit	—	—	243,000	1,683,000
Gain or loss recognized due to a settlement or curtailment	229,000	—	15,349,000	—
Total net periodic benefit cost	<u>\$ 793,750</u>	<u>\$ 880,000</u>	<u>\$ 16,616,400</u>	<u>\$ 2,860,000</u>

(5-21) No significant change.

B-I. No significant change.

**13. Capital Surplus, Shareholder's Dividend Restrictions and Quasi Reorganizations**

No significant change.

**NOTES TO THE FINANCIAL STATEMENTS****14. Liabilities, Contingencies and Assessments**

A. No significant change.

B. Assessments

As of September 30, 2016, the Company had a \$500,000 liability for retrospective premium-based guaranty fund assessments and a \$752,530 asset for the related premium tax offset. As of December 31, 2015, the Company had a \$500,000 liability for retrospective premium-based guaranty fund assessments and an \$903,857 asset for the related premium tax offset. The periods over which the guaranty fund assessments are expected to be paid and the related premium tax offsets are expected to be realized are unknown at this time.

The change in the guaranty asset balance summarized below reflects 2016 premium tax offsets used and revised estimated premium tax offsets for accrued liabilities.

<b>Assets Recognized from Paid and Accrued Premium Tax Offsets</b>	
a. Balance as of December 31, 2015	\$ 903,857
b. Decreases current year:	
Premium tax offset applied	151,417
Est. premium tax offset	(90)
c. Increases current year:	
d. Balance as of September 30, 2016	<u>\$ 752,530</u>

C-E. No significant change.

F. All Other Contingencies

**Uncollectible Premium Receivables**

The Company had admitted assets of \$3,126,560 and \$3,628,449 at September 30, 2016 and December 31, 2015, respectively, in uncollected premiums and agents' balances in the course of collection. The Company routinely assesses the ability to collect these receivables. Based upon Company experience, the amount of premiums and other accounts receivable that may become uncollectible and result in a potential loss is not material to the Company's financial condition.

**Litigation**

*Unclaimed Property Inquiries.* On November 21, 2012, the West Virginia Treasurer filed an action against the Company in West Virginia state court (*West Virginia ex. rel. John D. Perdue v. New England Life Insurance Company, Circuit County Court of Putnam County, Civil Action No. 12-C-376*), alleging that the Company violated the West Virginia Uniform Unclaimed Property Act ("Act"), seeking to compel compliance with the Act, and seeking payment of unclaimed property, interest and penalties. The Company intends to defend this action vigorously.

*Sales Practice Claims and Regulatory Matters.* The Company and certain of its affiliates have faced numerous claims, including class action lawsuits, alleging improper marketing or sales of individual life insurance policies, annuities, mutual funds or other products. Regulatory authorities in a small number of states and the Financial Industry Regulatory Authority, and occasionally the U.S. Securities and Exchange Commission ("SEC"), have also conducted investigations or inquiries relating to sales of individual life insurance policies or annuities or other products issued by the Company. These investigations often focus on the conduct of particular financial service representatives and the sale of unregistered or unsuitable products or the misuse of client assets. Over the past several years, these and a number of investigations by other regulatory authorities were resolved for monetary payments and certain other relief, including restitution payments. The Company may continue to resolve investigations in a similar manner.

*Diversified Lending Group.* The Company has been named in fourteen related lawsuits currently pending in California state court in connection with losses that plaintiffs suffered as a result of their investments in Diversified Lending Group. Six of the matters have settled and eight of the cases are still pending. The Company intends to defend these actions vigorously.

Various litigation, claims and assessments against the Company, in addition to those discussed above and those otherwise provided for in the Company's financial statements, have arisen in the course of the Company's business, including, but not limited to, in connection with its activities as an insurer, employer, investor, investment advisor or taxpayer. Further, state insurance regulatory and other federal and state authorities regularly make inquiries and conduct investigations concerning the Company's compliance with applicable insurance and other laws and regulations.

It is not possible to predict the ultimate outcome of all pending investigations and legal proceedings. In some of the matters, large and/or indeterminate amounts, including punitive and treble damages, may be sought. Although, in light of these considerations, it is possible that an adverse outcome in certain cases could have a material effect upon the Company's financial position, based on information currently known by the Company's management, in its opinion, the outcomes of pending investigations and legal proceedings are not likely to have such an effect. However, given the large and/or indeterminate amounts that may be sought in certain of these matters and the inherent unpredictability of litigation, it is

**NOTES TO THE FINANCIAL STATEMENTS**

possible that an adverse outcome in certain matters could, from time to time, have a material effect on the Company's net income or cash flows in any particular period.

**15. Leases****A. Lease Expense and Commitments****(1) Lessee leasing arrangements**

Rental expense for the nine months ended September 30, 2016 and year ended December 31, 2015 were \$104,393 and \$504,219, respectively.

**(2) Leases having initial or remaining noncancelable lease terms in excess of one year**

No significant change.

**(3) Sale-leaseback transactions**

No significant change.

**B. Lease Income**

No significant change.

**16. Information about Financial Instruments with Off-Balance Sheet Risk and Financial Instruments with Concentrations of Credit Risk**

- (1) The table below summarizes the notional amount of the Company's financial instruments (derivatives that are designated as effective hedging instruments and derivatives used in replications) with off-balance sheet credit risk at:

	Assets		Liabilities	
	September 30, 2016	December 31, 2015	September 30, 2016	December 31, 2015
Swaps	\$ 63,737,787	\$ 85,386,958	\$ —	\$ 11,000,000
Futures	—	—	—	—
Options	—	—	—	—
Total	\$ 63,737,787	\$ 85,386,958	\$ —	\$ 11,000,000

- (2) No significant change.

- (3) The Company may be exposed to credit-related losses in the event of nonperformance by counterparties to derivatives. Generally, the current credit exposure of the Company's derivatives is limited to the net positive estimated fair value of derivatives at the reporting date after taking into consideration the existence of master netting or similar agreements and any collateral received pursuant to such agreements.

The Company manages its credit risk related to derivatives by entering into transactions with creditworthy counterparties and establishing and monitoring exposure limits. The Company's OTC-bilateral derivative transactions are governed by International Swaps and Derivatives Association, Inc. ("ISDA") Master Agreements which provide for legally enforceable set-off and close-out netting of exposures to specific counterparties in the event of early termination of a transaction, which includes, but is not limited to, events of default and bankruptcy. In the event of an early termination, the Company is permitted to set-off receivables from the counterparty against payables to the same counterparty arising out of all included transactions. Substantially all of the Company's ISDA Master Agreements also include Credit Support Annex provisions which may require both the pledging and accepting of collateral in connection with its OTC-bilateral derivatives.

The Company's OTC-cleared derivatives are affected through central clearing counterparties. Such positions are marked to market and margined on a daily basis (both initial margin and variation margin), and the Company has minimal exposure to credit-related losses in the event of nonperformance by clearing brokers or central clearing counterparties to such derivatives.

Off-balance sheet credit exposure is the excess of positive estimated fair value over positive book/adjusted carrying value for the Company's highly effective hedges and derivatives used in replications at the reporting date. All collateral received from counterparties to mitigate credit-related losses is deemed worthless for the purpose of calculating the Company's off-balance sheet credit exposure. The off-balance sheet credit exposure of the Company's swaps was \$3,495,724 and \$2,352,839 at September 30, 2016 and December 31, 2015, respectively.

- (4) At September 30, 2016 and December 31, 2015, the estimated fair value of collateral consisting of various securities received by the Company on its OTC-bilateral derivatives was \$4,546,035 and \$1,110,853, respectively, which was held in separate custodial accounts and is not reflected in the financial statements.

**17. Sale, Transfer and Servicing of Financial Assets and Extinguishments of Liabilities****A. Transfers of Receivables Reported as Sales**

No significant change.

**NOTES TO THE FINANCIAL STATEMENTS****B. Transfer and Servicing of Financial Assets**

The Company did not participate in the transfer or servicing of financial assets during the nine months ended September 30, 2016.

**C. Wash Sales**

(1) In the course of the Company's asset management, securities are not sold and reacquired within 30 days of the sale date to enhance the Company's yield on its investment portfolio. There may be occasional isolated incidents where wash sales occur.

(2) The Company had no wash sales with an NAIC designation 3 or below or unrated securities during the quarter ended September 30, 2016.

**18. Gain or Loss to the Reporting Entity from Uninsured Plans and the Uninsured Portion of Partially Insured Plans**

No significant change.

**19. Direct Premium Written/Produced by Managing General Agents/Third Party Administrators**

No significant change.

**20. Fair Value Information****A. (1) Assets and Liabilities Measured and Reported at Estimated Fair Value at Reporting Date****Hierarchy Table**

The following table provides information about financial assets and liabilities measured and reported at estimated fair value at:

	September 30, 2016			
	Fair Value Measurements at Reporting Date Using			
	Level 1	Level 2	Level 3	Total
<b>Assets</b>				
<b>Bonds</b>				
Industrial & Miscellaneous	\$ —	\$ —	\$ —	\$ —
<b>Derivative assets <sup>(1)</sup></b>				
Foreign currency exchange rate	—	2,280,359	—	2,280,359
Separate Account assets <sup>(2)</sup>	—	7,826,210,859	—	7,826,210,859
<b>Total assets</b>	<b>\$ —</b>	<b>\$ 7,828,491,218</b>	<b>\$ —</b>	<b>\$ 7,828,491,218</b>
<b>Liabilities</b>				
<b>Derivative liabilities <sup>(1)</sup></b>				
Credit	\$ —	26,862	\$ —	\$ 26,862
<b>Total liabilities</b>	<b>\$ —</b>	<b>\$ 26,862</b>	<b>\$ —</b>	<b>\$ 26,862</b>

<sup>(1)</sup> Derivative assets and derivative liabilities presented in the table above represent only those derivatives that are carried at estimated fair value. Accordingly, the amounts above exclude derivatives carried at amortized cost, which include highly effective derivatives and replication synthetic asset transactions.

<sup>(2)</sup> Separate Account assets are subject to General Account claims only to the extent that the value of such assets exceeds the Separate Account liabilities. Investments (stated generally at estimated fair value) and liabilities of the Separate Accounts are reported separately as assets and liabilities. Separate Account assets as presented in the table above may differ from the amounts presented in the Statutory Statements of Assets, Liabilities, Surplus and Other Funds because certain of these investments are not measured at estimated fair value.

Transfers between Levels 1 and 2 - During the quarter ended September 30, 2016, transfers between Levels 1 and 2 were not significant. Transfers between levels are assumed to occur at the beginning of the period.

**NOTES TO THE FINANCIAL STATEMENTS**

## (2) Assets and Liabilities Measured and Reported at Estimated Fair Value at Reporting Date

**Rollforward Table – Level 3 Assets and Liabilities**

A rollforward of the estimated fair value measurements for all assets and liabilities measured and reported at estimated fair value using significant unobservable (Level 3) inputs for their respective time periods was as follows:

Estimated Fair Value Measurements in Level 3 of the Fair Value Hierarchy										
	Balance, June 30, 2016	Transfer into Level 3	Transfer out of Level 3 <sup>(1)</sup>	Total Gains and Losses included in Net Income	Total Gains and Losses included in Capital and Surplus	Purchases	Sales	Issuances	Settlements	Balance, September 30, 2016
<b>Assets</b>										
Bonds - Industrial & miscellaneous	\$ 208,250	\$ —	\$ (208,250)	\$ —	\$ —	\$ —	\$ —	\$ —	\$ —	\$ —
Total	\$ 208,250	\$ —	\$ (208,250)	\$ —	\$ —	\$ —	\$ —	\$ —	\$ —	\$ —

<sup>(1)</sup> Bonds that were measured at estimated fair value at the beginning of the period, but were measured at amortized cost at the end of the period, as estimated fair value was greater than amortized cost at the end of the period, are reported within transfer out of Level 3 column.

**Transfers between Levels**

Overall, transfers between levels occur when there are changes in the observability of inputs and market activity. Transfers into or out of any level are assumed to occur at the beginning of the period.

**Transfers into or out of Level 3**

Transfers into or out of Level 3 are presented in the table. Assets and liabilities are transferred into Level 3 when a significant input cannot be corroborated with market observable data. This occurs when market activity decreases significantly and underlying inputs cannot be observed, current prices are not available and/or when there are significant variances in quoted prices, thereby affecting transparency. Assets and liabilities are transferred out of Level 3 when circumstances change such that a significant input can be corroborated with market observable data. This may be due to a significant increase in market activity, a specific event or one or more significant input(s) becoming observable.

During the quarter ended September 30, 2016, there were no transfers into or out of Level 3, other than those that changed measurement basis.

(3) Transfers between levels are assumed to occur at the beginning of the period.

(4) Assets and Liabilities Measured and Reported at Estimated Fair Value at Reporting Date.

**Valuation Techniques and Inputs for Level 2 and Level 3 Assets and Liabilities by Major Classes of Assets and Liabilities:**

When developing estimated fair values, the Company considers two broad valuation techniques: (i) the market approach and (ii) the income approach. The Company determines the most appropriate valuation technique to use, given what is being measured and the availability of sufficient inputs, giving priority to observable inputs.

The Company categorizes its financial assets and liabilities into a three-level hierarchy, based on the significant input with the lowest level in their valuation. The input levels are as follows. Level 1 - Unadjusted quoted prices for identical assets or liabilities. Level 2 - Quoted prices in markets that are not active or inputs that are observable either directly or indirectly. These inputs can include quoted prices for similar but not identical assets or liabilities other than quoted prices in Level 1, quoted prices in markets that are not active, or other significant inputs that are observable or can be derived principally from or corroborated by observable market data for substantially the full term of the assets or liabilities. Level 3 - Unobservable inputs that are supported by little or no market activity and are significant to the determination of estimated fair value of the assets and liabilities. Unobservable inputs reflect the reporting entity's own assumptions about the assumptions that market participants would use in pricing the asset or liability.

The valuation of most instruments listed below are determined using independent pricing sources, matrix pricing, discounted cash flow methodologies or other similar techniques that use either observable market inputs or unobservable inputs.

**NOTES TO THE FINANCIAL STATEMENTS**

Instrument	Level 2 Observable Inputs	Level 3 Unobservable Inputs
<b>Bonds</b>		
<b>U.S. corporate and Foreign corporate securities - included within Industrial &amp; Miscellaneous</b>		
	Valuation Techniques: Principally the market and income approaches. Key Inputs: <ul style="list-style-type: none"> <li>quoted prices in markets that are not active</li> <li>benchmark yields; spreads off benchmark yields; new issuances; issuer rating</li> <li>trades of identical or comparable securities; duration</li> <li>Privately-placed securities are valued using the additional key inputs: <ul style="list-style-type: none"> <li>market yield curve; call provisions</li> <li>observable prices and spreads for similar public or private securities that incorporate the credit quality and industry sector of the issuer</li> <li>delta spread adjustments to reflect specific credit-related issues</li> </ul> </li> </ul>	Valuation Techniques: Principally the market approach. Key Inputs: <ul style="list-style-type: none"> <li>illiquidity premium</li> <li>delta spread adjustments to reflect specific credit-related issues</li> <li>credit spreads</li> <li>quoted prices in markets that are not active for identical or similar securities that are less liquid and based on lower levels of trading activity than securities classified in Level 2</li> <li>independent non-binding broker quotations</li> </ul>
<b>Separate Account Assets<sup>(1)</sup></b>		
<b>Mutual funds and hedge funds without readily determinable fair values as prices are not published publicly</b>		
	Key Inputs: <ul style="list-style-type: none"> <li>quoted prices or reported Net Asset Value ("NAV") provided by the fund managers</li> </ul>	<ul style="list-style-type: none"> <li>not applicable</li> </ul>
<b>Derivatives<sup>(2)</sup></b>		
<b>Foreign Currency Exchange Rate</b>		
	Valuation Techniques: Principally the income approach Key Inputs: <ul style="list-style-type: none"> <li>swap yield curves</li> <li>basis curves</li> <li>currency spot rates</li> <li>cross currency basis curves</li> </ul>	<ul style="list-style-type: none"> <li>not applicable</li> </ul>
<b>Credit</b>		
	Valuation Techniques: Principally the income approach Key Inputs: <ul style="list-style-type: none"> <li>swap yield curves</li> <li>credit curves</li> <li>recovery rates</li> </ul>	<ul style="list-style-type: none"> <li>not applicable</li> </ul>

(1) Estimated fair value equals carrying value, based on the value of the underlying assets.

(2) Valuations of non-option-based derivatives utilize present value techniques, whereas valuations of option-based derivatives utilize option pricing models.

B. The Company provides additional fair value information in Notes 5 and 16.

C. Estimated Fair Value of All Financial Instruments

Information related to the aggregate fair value of financial instruments is shown below at:

	September 30, 2016					
	Aggregate Fair Value	Admitted Value	Level 1	Level 2	Level 3	Not Practicable (Carrying Value)
<b>Assets</b>						
Bonds	\$ 1,813,668,180	\$ 1,670,107,850	\$ 101,133,706	\$ 1,624,050,857	\$ 88,483,617	\$ —
Mortgage loans	83,896,677	79,822,004	—	—	83,896,677	—
Cash, cash equivalents and short-term investments	16,521,498	16,521,498	(2,470,837)	18,992,335	—	—
Contract loans	620,234,026	421,073,727	—	33,890,795	586,343,231	—
Derivative assets <sup>(1)</sup>	18,383,368	15,097,326	—	18,383,368	—	—
Investment income due and accrued	28,295,578	28,295,578	—	28,295,578	—	—
Separate Account assets	7,826,210,859	7,826,210,859	—	7,826,210,859	—	—
Total assets	<u>\$ 10,407,210,186</u>	<u>\$ 10,057,128,842</u>	<u>\$ 98,662,869</u>	<u>\$ 9,549,823,792</u>	<u>\$ 758,723,525</u>	<u>\$ —</u>
<b>Liabilities</b>						
Investment contracts included in:						
Liability for deposit-type contracts	\$ 8,078,453	\$ 7,352,008	\$ —	\$ —	\$ 8,078,453	\$ —
Derivative liabilities <sup>(1)</sup>	124,029	76,812	—	124,029	—	—
Payable for collateral received	12,144,041	12,144,041	—	12,144,041	—	—
Investment contracts included in Separate Account liabilities	5,711,161	5,711,161	—	5,711,161	—	—
Total liabilities	<u>\$ 26,057,684</u>	<u>\$ 25,284,022</u>	<u>\$ —</u>	<u>\$ 17,979,231</u>	<u>\$ 8,078,453</u>	<u>\$ —</u>



**NOTES TO THE FINANCIAL STATEMENTS**

	December 31, 2015					
	Aggregate Fair Value	Admitted Value	Level 1	Level 2	Level 3	Not Practicable (Carrying Value)
<b>Assets</b>						
Bonds	\$ 1,534,701,491	\$ 1,479,384,400	\$ 23,740,990	\$ 1,402,042,110	\$ 108,918,391	\$ —
Mortgage loans	125,794,879	121,258,948	—	—	125,794,879	—
Cash, cash equivalents and short-term investments	14,018,210	14,018,210	14,018,210	—	—	—
Contract loans	588,053,695	426,874,388	—	32,672,581	555,381,114	—
Derivative assets <sup>(1)</sup>	18,898,492	16,797,021	—	18,898,492	—	—
Investment income due and accrued	26,687,482	26,687,482	—	26,687,482	—	—
Separate Account assets	7,919,937,377	7,919,937,377	—	7,919,937,377	—	—
Total assets	<u>\$ 10,228,091,626</u>	<u>\$ 10,004,957,826</u>	<u>\$ 37,759,200</u>	<u>\$ 9,400,238,042</u>	<u>\$ 790,094,384</u>	<u>\$ —</u>
<b>Liabilities</b>						
Investment contracts included in:						
Liability for deposit-type contracts	\$ 7,515,459	\$ 6,982,943	\$ —	\$ —	\$ 7,515,459	\$ —
Derivative liabilities <sup>(1)</sup>	(57,431)	91,827	—	(57,431)	—	—
Payable for collateral received	15,210,844	15,210,844	—	15,210,844	—	—
Investment contracts included in Separate Account liabilities	8,295,602	8,295,602	—	8,295,602	—	—
Total liabilities	<u>\$ 30,964,474</u>	<u>\$ 30,581,216</u>	<u>\$ —</u>	<u>\$ 23,449,015</u>	<u>\$ 7,515,459</u>	<u>\$ —</u>

<sup>(1)</sup> Classification of derivatives is based on each derivative's positive (asset) or negative (liability) book/adjusted carrying value, which equals the net admitted assets and liabilities.

**Assets and Liabilities**

The methods and significant assumptions used to estimate the fair value of all financial instruments are presented below.

The Company defines fair value as the price that would be received to sell an asset or paid to transfer a liability (an exit price) in the principal or most advantageous market for the asset or liability in an orderly transaction between market participants on the measurement date. In most cases, the exit price and the transaction (or entry) price will be the same at initial recognition.

When developing estimated fair values, the Company considers two broad valuation techniques: (i) the market approach and (ii) the income approach. The Company determines the most appropriate valuation technique to use, given what is being measured and the availability of sufficient inputs, giving priority to observable inputs.

The Company categorizes its financial assets and liabilities into a three-level hierarchy, based on the significant input with the lowest level in their valuation. The input levels are as follows. Level 1 - Unadjusted quoted prices for identical assets or liabilities. The size of the bid/ask spread is used as an indicator of market activity for bonds. Level 2 - Quoted prices in markets that are not active or inputs that are observable either directly or indirectly. These inputs can include quoted prices for similar but not identical assets or liabilities other than quoted prices in Level 1, quoted prices in markets that are not active, or other significant inputs that are observable or can be derived principally from or corroborated by observable market data for substantially the full term of the assets or liabilities. Level 3 - Unobservable inputs that are supported by little or no market activity and are significant to the determination of estimated fair value of the assets and liabilities. Unobservable inputs reflect the reporting entity's own assumptions about the assumptions that market participants would use in pricing the asset or liability.

In general, investments classified within Level 3 use many of the same valuation techniques and inputs as described in the Level 2 discussions. However, if key inputs are unobservable, or if the investments are less liquid and there is very limited trading activity, the investments are generally classified as Level 3. The use of independent non-binding broker quotations to value investments generally indicates there is a lack of liquidity or the general lack of transparency in the process to develop the valuation estimates generally causing such investments to be classified in Level 3.

Excluded from the disclosure are investments accounted for under the equity method.

**Bonds, Cash, Cash Equivalents and Short-term Investments**

When available, the estimated fair value for bonds, including loan-backed securities, cash equivalents and short-term investments are based on quoted prices in active markets that are readily and regularly obtainable. Generally, these investments are classified in Level 1, are the most liquid of the Company's securities holdings and valuation of these securities does not involve management's judgment.

When quoted prices in active markets are not available, the determination of estimated fair value is based on market standard valuation methodologies, giving priority to observable inputs. The significant inputs to the market standard valuation methodologies for certain types of securities with reasonable levels of price transparency are inputs that are observable in the market or can be derived principally from or corroborated by observable market data. Generally, these investments are classified in Level 2.

When observable inputs are not available, the market standard valuation methodologies rely on inputs that are significant to the estimated fair value that are not observable in the market or cannot be derived principally from or corroborated by observable market data. These unobservable inputs can be based in large part on management's judgment or estimation, and cannot be supported by reference to market activity. Even though these inputs are unobservable, management believes they are consistent with what other market participants would use when pricing such securities and are considered appropriate given the circumstances. Generally, these investments are classified in Level 3.

The estimated fair value for cash approximates carrying value and is classified as Level 1 given the nature of cash.



---

**NOTES TO THE FINANCIAL STATEMENTS**

---

The use of different methodologies, assumptions and inputs may have a material effect on the estimated fair values of the Company's securities holdings.

**Mortgage Loans**

For mortgage loans, estimated fair value is primarily determined by estimating expected future cash flows and discounting them using current interest rates for similar mortgage loans with similar credit risk, or is determined from pricing for similar mortgage loans. The estimated fair values for impaired mortgage loans are principally obtained by estimating the fair value of the underlying collateral using market standard appraisal and valuation methods. Mortgage loans valued using significant unobservable inputs are classified in Level 3.

**Contract Loans**

The estimated fair value for contract loans with variable interest rates approximates carrying value due to the absence of borrower credit risk and the short time period between interest rate resets, using observable inputs and is classified as Level 2. For contract loans with fixed interest rates, estimated fair values are determined using a discounted cash flow model applied to groups of similar contract loans determined based on the nature of the underlying insurance liabilities, using unobservable inputs and is classified in Level 3.

**Derivatives**

The estimated fair value of OTC derivatives is determined through the use of pricing models for OTC-bilateral and OTC-cleared derivatives. The determination of estimated fair value, when quoted market values are not available, is based on market standard valuation methodologies and inputs that management believes are consistent with what other market participants would use when pricing such instruments. The significant inputs to the pricing models for most OTC-bilateral and OTC-cleared derivatives are inputs that are observable in the market or can be derived principally from, or corroborated by, observable market data. Significant inputs that are observable generally include interest rates, foreign currency exchange rates, interest rate curves, credit curves and volatility. Derivative valuations can be affected by changes in interest rates, foreign currency exchange rates, financial indices, credit spreads, default risk, nonperformance risk, volatility, liquidity and changes in estimates and assumptions used in pricing models. Generally, these derivatives are classified in Level 2.

Most inputs for OTC-bilateral and OTC-cleared derivatives are mid-market inputs but, in certain cases, liquidity adjustments are used when they are deemed more representative of exit value. Market liquidity, as well as the use of different methodologies, assumptions and inputs may have a material effect on the estimated fair values of the Company's derivatives and could materially affect the net change in capital and surplus.

**Investment Income Due and Accrued**

Due to the short-term nature of investment income due and accrued, the Company believes there is minimal risk of material changes in interest rates or the credit of the issuer such that estimated fair value approximates carrying value. These amounts are generally classified as Level 2.

**Investment Contracts Included in Liability for Deposit-Type Contracts**

The fair value of investment contracts included in the liability for deposit-type contracts is estimated by discounting best estimate future cash flows based on assumptions that market participants would use in pricing such liabilities, with consideration of the Company's non-performance risk (own-credit risk) not reflected in the fair value calculation. The assumptions used in estimating these fair values are based in part on unobservable inputs classified in Level 3.

**Payable for Collateral Received**

The estimated fair value of amounts payable for collateral received approximates carrying value as these obligations are short-term in nature. These amounts are generally classified in Level 2.

**Separate Accounts**

Separate Account assets and liabilities are generally carried at estimated fair value on the Statutory Statements of Assets, Liabilities, Surplus and Other Funds. These assets are comprised of certain mutual funds and hedge funds without readily determinable fair values given prices are not published publicly. Valuation of the mutual funds and hedge funds are based upon quoted prices or reported net asset values provided by the fund managers.

The difference between the estimated fair value of Separate Account assets in the table above and the total recognized in the Statutory Statements of Assets, Liabilities, Surplus and Other Funds represents amounts that are considered non-financial instruments.

Investment contracts included in Separate Account liabilities represent those balances due to policyholders under contracts that are classified as investment contracts. The carrying value of these Separate Account liabilities, which represents an equivalent summary total of the Separate Account assets supporting these liabilities, approximates the estimated fair value. These investment contracts are classified as Level 2 to correspond with the Separate Account assets backing the investment contracts.

The difference between the estimated fair value of investment contracts included in Separate Account liabilities in the table above and the total recognized in the Statutory Statements of Assets, Liabilities, Surplus and Other Funds represents amounts due under contracts that are accounted for as insurance contracts.

---

**NOTES TO THE FINANCIAL STATEMENTS**

---

D. At September 30, 2016, the Company had no investments where it was not practicable to estimate fair value.

**21. Other Items**

A-B. No significant change.

C. Other Disclosures

In July 2016, MetLife, Inc. (“MetLife”) completed the sale to Massachusetts Mutual Life Insurance Company (“MassMutual”) of MetLife’s U.S. Retail advisor force and certain assets and liabilities associated with the MetLife Premier Client Group, including MetLife’s affiliated broker-dealer, MetLife Securities, Inc, a wholly-owned subsidiary of MetLife. In connection with the disposition, certain of the company’s postretirement plans were re-measured resulting in curtailment charges and actuarial gains/losses. As of September 30, 2016, the Company recorded a \$5,442,000 pre-tax curtailment gain, which consisted of a \$10,140,000 decrease in the postretirement plan liability and \$15,580,000 recognition of prior benefits previously recorded to unassigned surplus, for a net increase to capital and surplus of \$3,537,300 million. The Company had a net decrease to capital and surplus of \$2,763,150 from the remeasurement loss in the postretirement plan liability due to a census update and the curtailment. Additionally, the Company recorded a \$2,637,901 impairment of computer software related to the transaction.

On January 12, 2016, MetLife announced its plan to pursue the separation of a substantial portion of its U.S. Retail Business (the “Separation”). Additionally, on July 21, 2016, MetLife announced that, following the Separation, the separated business will be rebranded as “Brighthouse Financial”. On October 5, 2016, Brighthouse Financial, Inc., a subsidiary of MetLife (“Brighthouse”), filed a registration statement on Form 10 (the “Form 10”) with the SEC. The information statement filed as an exhibit to the Form 10 disclosed that MetLife intends to include the Company, a wholly-owned subsidiary of Metropolitan Life Insurance Company, MetLife Insurance Company USA, First MetLife Investors Insurance Company, MetLife Advisers, LLC and certain captive reinsurance companies in the proposed separated business and distribute at least 80.1% of the shares of Brighthouse’s common stock on a pro rata basis to the holders of MetLife common stock. The ultimate form and timing of the Separation is subject to the satisfaction of various conditions and approvals, including, among other things, satisfaction of any applicable requirements of the SEC, and receipt of insurance and other regulatory approvals and economic conditions. MetLife continues to evaluate and pursue structural alternatives for the planned Separation.

D-H. No significant change.

**22. Events Subsequent**

The Company has evaluated events subsequent to September 30, 2016 through November 10, 2016, which is the date these financial statements were available to be issued, and has determined there are no material subsequent events requiring adjustment to or disclosure in the financial statements.

The Company is not subject to the annual fee imposed under section 9010 of the Affordable Care Act (“ACA”) due to the Company’s health insurance premium falling below the \$25 million threshold at which the fee applies.

**23. Reinsurance**

No significant change.

**24. Retrospectively Rated Contracts & Contracts Subject to Redetermination**

A-D. No significant change.

E. The Company is not subject to the risk sharing provision of the ACA.

**25. Change in Incurred Losses and Loss Adjustment Expenses**

Reserves as of December 31, 2015 were \$5,711,459. As of September 30, 2016, \$660,909 has been paid for incurred claims and claim adjustment expenses attributable to insured events of prior years. Reserves remaining for prior years are now \$4,949,156 as a result of re-estimation of unpaid claims and claims adjustment expenses. Therefore, there has been a \$101,394 favorable prior year development from December 31, 2015 to September 30, 2016. The decrease is generally the result of ongoing analysis of recent loss development trends. Original estimates are increased or decreased as additional information becomes known regarding individual claims.

**26. Intercompany Pooling Arrangements**

No significant change.

**27. Structured Settlements**

No significant change.

**28. Health Care Receivables**

No significant change.

**NOTES TO THE FINANCIAL STATEMENTS****29. Participating Policies**

No significant change.

**30. Premium Deficiency Reserves**

No significant change.

**31. Reserves for Life Contracts and Deposit-Type Contracts**

No significant change.

**32. Analysis of Annuity Actuarial Reserves and Deposit Liabilities by Withdrawal Characteristics**

No significant change.

**33. Premiums and Annuity Considerations Deferred and Uncollected**

A. Deferred and uncollected life insurance premiums and annuity considerations as of September 30, 2016 were as follows:

Type	Gross	Net of Loading
Industrial	\$ —	\$ —
Ordinary new business	—	—
Ordinary renewal	17,048,754	14,569,208
Credit life	—	—
Group life	—	—
Group annuity	—	—
Total	\$ 17,048,754	\$ 14,569,208

**34. Separate Accounts**

A-B. No significant change.

C. Reconciliation of Net Transfers to or (from) Separate Accounts:

(1) Transfers as reported in the Summary of Operations of the Separate Accounts Annual Statement:	
a. Transfers to Separate Accounts (Page 4, Line 1.4)	\$ 139,227,786
b. Transfers from Separate Accounts (Page 4, Line 10)	635,868,736
c. Net transfers to or (from) Separate Accounts (a) - (b)	(496,640,950)
(2) Reconciling Adjustments	—
(3) Transfers as reported in the Summary of Operations of the Life, Accident & Health Annual Statement (1c) + (2) = (Page 4, Line 26)	\$ (496,640,950)

**35. Loss/Claim Adjustment Expenses**

No significant change.

**GENERAL INTERROGATORIES**

**PART 1 - COMMON INTERROGATORIES**

**GENERAL**

- 1.1 Did the reporting entity experience any material transactions requiring the filing of Disclosure of Material Transactions with the State of Domicile, as required by the Model Act? Yes [ ] No [X]
- 1.2 If yes, has the report been filed with the domiciliary state? Yes [ ] No [ ]
- 2.1 Has any change been made during the year of this statement in the charter, by-laws, articles of incorporation, or deed of settlement of the reporting entity? Yes [ ] No [X]

2.2 If yes, date of change:

- 3.1 Is the reporting entity a member of an Insurance Holding Company System consisting of two or more affiliated persons, one or more of which is an insurer? If yes, complete Schedule Y, Parts 1 and 1A. Yes [X] No [ ]
- 3.2 Have there been any substantial changes in the organizational chart since the prior quarter end? Yes [X] No [ ]
- 3.3 If the response to 3.2 is yes, provide a brief description of those changes.

Various mergers, reorganizations and formations - See Schedule Y - information concerning activities of insurer members of a holding company group part 1 - Organizational Chart

- 4.1 Has the reporting entity been a party to a merger or consolidation during the period covered by this statement? Yes [ ] No [X]
- 4.2 If yes, provide name of entity, NAIC Company Code, and state of domicile (use two letter state abbreviation) for any entity that has ceased to exist as a result of the merger or consolidation.

1 Name of Entity	2 NAIC Company Code	3 State of Domicile

- 5. If the reporting entity is subject to a management agreement, including third-party administrator(s), managing general agent(s), attorney-in-fact, or similar agreement, have there been any significant changes regarding the terms of the agreement or principals involved? If yes, attach an explanation. Yes [ ] No [X] N/A [ ]

- 6.1 State as of what date the latest financial examination of the reporting entity was made or is being made. 12/31/2012
- 6.2 State as of date that the latest financial examination report became available from either the state of domicile or the reporting entity. This date should be the date of the examined balance sheet and not the date the report was completed or released. 12/31/2012
- 6.3 State as of what date the latest financial examination report became available to other states or the public from either the state of domicile or the reporting entity. This is the release date or completion date of the examination report and not the date of the examination (balance sheet date). 06/04/2014

6.4 By what department or departments?  
Massachusetts Division of Insurance

- 6.5 Have all financial statement adjustments within the latest financial examination report been accounted for in a subsequent financial statement filed with Departments? Yes [ ] No [ ] N/A [X]
- 6.6 Have all of the recommendations within the latest financial examination report been complied with? Yes [ ] No [ ] N/A [X]
- 7.1 Has this reporting entity had any Certificates of Authority, licenses or registrations (including corporate registration, if applicable) suspended or revoked by any governmental entity during the reporting period? Yes [ ] No [X]
- 7.2 If yes, give full information:

- 8.1 Is the company a subsidiary of a bank holding company regulated with the Federal Reserve Board? Yes [ ] No [X]
- 8.2 If response to 8.1 is yes, please identify the name of the bank holding company.

- 8.3 Is the company affiliated with one or more banks, thrifts or securities firms? Yes [X] No [ ]

8.4 If the response to 8.3 is yes, please provide below the names and location (city and state of the main office) of any affiliates regulated by a federal regulatory services agency [i.e. the Federal Reserve Board (FRB), the Office of the Comptroller of the Currency (OCC), the Federal Deposit Insurance Corporation (FDIC) and the Securities Exchange Commission (SEC)] and identify the affiliate's primary federal regulator.

1 Affiliate Name	2 Location (City, State)	3 FRB	4 OCC	5 FDIC	6 SEC
MetLife Advisers, LLC	Boston, MA				YES
MetLife Investment Advisors, LLC	Wilmington, DE				YES
MetLife Investors Distribution Company	New York, NY				YES

- 9.1 Are the senior officers (principal executive officer, principal financial officer, principal accounting officer or controller, or persons performing similar functions) of the reporting entity subject to a code of ethics, which includes the following standards? Yes [X] No [ ]
  - (a) Honest and ethical conduct, including the ethical handling of actual or apparent conflicts of interest between personal and professional relationships;
  - (b) Full, fair, accurate, timely and understandable disclosure in the periodic reports required to be filed by the reporting entity;
  - (c) Compliance with applicable governmental laws, rules and regulations;
  - (d) The prompt internal reporting of violations to an appropriate person or persons identified in the code; and
  - (e) Accountability for adherence to the code.

9.11 If the response to 9.1 is No, please explain:

- 9.2 Has the code of ethics for senior managers been amended? Yes [ ] No [X]

9.21 If the response to 9.2 is Yes, provide information related to amendment(s).

- 9.3 Have any provisions of the code of ethics been waived for any of the specified officers? Yes [ ] No [X]

9.31 If the response to 9.3 is Yes, provide the nature of any waiver(s).

**GENERAL INTERROGATORIES**

**PART 1 - COMMON INTERROGATORIES**

**FINANCIAL**

- 10.1 Does the reporting entity report any amounts due from parent, subsidiaries or affiliates on Page 2 of this statement? Yes  No
- 10.2 If yes, indicate any amounts receivable from parent included in the Page 2 amount: \$ 0

**INVESTMENT**

- 11.1 Were any of the stocks, bonds, or other assets of the reporting entity loaned, placed under option agreement, or otherwise made available for use by another person? (Exclude securities under securities lending agreements.) Yes  No
- 11.2 If yes, give full and complete information relating thereto:  
ICE Clear US, Inc. \$349,078
12. Amount of real estate and mortgages held in other invested assets in Schedule BA: \$ 0
13. Amount of real estate and mortgages held in short-term investments: \$ 0
- 14.1 Does the reporting entity have any investments in parent, subsidiaries and affiliates? Yes  No
- 14.2 If yes, please complete the following:

- 14.21 Bonds
- 14.22 Preferred Stock
- 14.23 Common Stock
- 14.24 Short-Term Investments
- 14.25 Mortgage Loans on Real Estate
- 14.26 All Other
- 14.27 Total Investment in Parent, Subsidiaries and Affiliates (Subtotal Lines 14.21 to 14.26)
- 14.28 Total Investment in Parent included in Lines 14.21 to 14.26 above

	1 Prior Year-End Book/Adjusted Carrying Value	2 Current Quarter Book/Adjusted Carrying Value
\$	0	\$ 0
	0	0
	0	0
	0	0
	0	0
	40,613,177	0
\$	40,613,177	\$ 0
\$	0	\$ 0

- 15.1 Has the reporting entity entered into any hedging transactions reported on Schedule DB? Yes  No
- 15.2 If yes, has a comprehensive description of the hedging program been made available to the domiciliary state? Yes  No
- If no, attach a description with this statement.

16. For the reporting entity's security lending program, state the amount of the following as of current statement date:

- 16.1 Total fair value of reinvested collateral assets reported on Schedule DL, Parts 1 and 2: \$ 0
- 16.2 Total book adjusted/carrying value of reinvested collateral assets reported on Schedule DL, Parts 1 and 2: \$ 0
- 16.3 Total payable for securities lending reported on the liability page: \$ 0

17. Excluding items in Schedule E-Part 3-Special Deposits, real estate, mortgage loans and investments held physically in the reporting entity's offices, vaults or safety deposit boxes, were all stocks, bonds and other securities, owned throughout the current year held pursuant to a custodial agreement with a qualified bank or trust company in accordance with Section 1, III - General Examination Considerations, F. Outsourcing of Critical Functions, Custodial or Safekeeping Agreements of the NAIC *Financial Condition Examiners Handbook*? Yes  No

17.1 For all agreements that comply with the requirements of the NAIC *Financial Condition Examiners Handbook*, complete the following:

1 Name of Custodian(s)	2 Custodian Address
JPMorgan Chase & Co.	4 New York Plaza - 12th Floor, New York, NY, 10004

17.2 For all agreements that do not comply with the requirements of the NAIC *Financial Condition Examiners Handbook*, provide the name, location and a complete explanation:

1 Name(s)	2 Location(s)	3 Complete Explanation(s)

- 17.3 Have there been any changes, including name changes, in the custodian(s) identified in 17.1 during the current quarter? Yes  No

17.4 If yes, give full and complete information relating thereto:

1 Old Custodian	2 New Custodian	3 Date of Change	4 Reason

17.5 Identify all investment advisors, broker/dealers or individuals acting on behalf of broker/dealers that have access to the investment accounts, handle securities and have authority to make investments on behalf of the reporting entity:

1 Central Registration Depository	2 Name(s)	3 Address
4095	Metropolitan Life Insurance Company	200 Park Avenue, New York, NY 10166

- 18.1 Have all the filing requirements of the *Purposes and Procedures Manual of the NAIC Investment Analysis Office* been followed? Yes  No
- 18.2 If no, list exceptions:

**GENERAL INTERROGATORIES (continued)**

**PART 2 - LIFE & HEALTH**

1.	Report the statement value of mortgage loans at the end of this reporting period for the following categories:		
1.1	Long-term mortgages in good standing		Amount
1.11	Farm mortgages.....	\$.....	56,831,670
1.12	Residential mortgages.....	\$.....	
1.13	Commercial mortgages.....	\$.....	<u>22,990,334</u>
1.14	Total mortgages in good standing.....	\$.....	79,822,004
1.2	Long-term mortgages in good standing with restructured terms		
1.21	Total mortgages in good standing with restructured terms.....	\$.....	
1.3	Long-term mortgage loans upon which interest is overdue more than three months		
1.31	Farm mortgages.....	\$.....	
1.32	Residential mortgages.....	\$.....	
1.33	Commercial mortgages.....	\$.....	
1.34	Total mortgages with interest overdue more than three months.....	\$.....	0
1.4	Long-term mortgage loans in process of foreclosure		
1.41	Farm mortgages.....	\$.....	
1.42	Residential mortgages.....	\$.....	
1.43	Commercial mortgages.....	\$.....	
1.44	Total mortgages in process of foreclosure.....	\$.....	0
1.5	Total mortgage loans (Lines 1.14 + 1.21 + 1.34 + 1.44) (Page 2, Column 3, Lines 3.1 + 3.2) .....	\$.....	79,822,004
1.6	Long-term mortgages foreclosed, properties transferred to real estate in current quarter		
1.61	Farm mortgages.....	\$.....	
1.62	Residential mortgages.....	\$.....	
1.63	Commercial mortgages.....	\$.....	
1.64	Total mortgages foreclosed and transferred to real estate.....	\$.....	0
2.	Operating Percentages:		
2.1	A&H loss percent.....	.....	<u>13.3</u>
2.2	A&H cost containment percent.....	.....	
2.3	A&H expense percent excluding cost containment expenses.....	.....	<u>(154.3)</u>
3.1	Do you act as a custodian for health savings accounts?.....	Yes [ ]	No [ X ]
3.2	If yes, please provide the amount of custodial funds held as of the reporting date.....	\$.....	
3.3	Do you act as an administrator for health savings accounts?.....	Yes [ ]	No [ X ]
3.4	If yes, please provide the balance of the funds administered as of the reporting date.....	\$.....	

**SCHEDULE S - CEDED REINSURANCE**

Showing All New Reinsurance Treaties - Current Year to Date

1 NAIC Company Code	2 ID Number	3 Effective Date	4 Name of Reinsurer	5 Domiciliary Jurisdiction	6 Type of Reinsurance Ceded	7 Type of Reinsurer	8 Certified Reinsurer Rating (1 through 6)	9 Effective Date of Certified Reinsurer Rating
------------------------------	-------------------	------------------------	------------------------	----------------------------------	--------------------------------------	---------------------------	---	---

**NONE**



# New England Life Insurance Company

## SCHEDULE T - PREMIUMS AND ANNUITY CONSIDERATIONS

Allocated by States and Territories

	States, Etc.	1	Direct Business Only						
			Active Status	Life Contracts		4 Accident and Health Insurance Premiums, Including Policy, Membership and Other Fees	5 Other Considerations	6 Total Columns 2 through 5	7 Deposit-Type Contracts
				2 Life Insurance Premiums	3 Annuity Considerations				
1.	Alabama.....	AL	L	2,864,544	412,186	161,011	3,437,741		
2.	Alaska.....	AK	L	41,340	3,006	3,315	47,661		
3.	Arizona.....	AZ	L	2,838,698	50,865	100,444	2,990,007		
4.	Arkansas.....	AR	L	827,822	18,715	10,656	857,193		
5.	California.....	CA	L	10,806,912	703,540	25,925	11,536,377		
6.	Colorado.....	CO	L	4,273,282	204,661	123,669	4,601,612		
7.	Connecticut.....	CT	L	5,218,717	1,712,439	193,400	7,124,556		
8.	Delaware.....	DE	L	2,483,344	23,701	60,987	2,568,032		
9.	District of Columbia.....	DC	L	431,792	43,000	60,069	534,861		
10.	Florida.....	FL	L	8,843,086	3,180,970	117,503	12,141,559		
11.	Georgia.....	GA	L	2,909,248	300,710	134,364	3,344,322		
12.	Hawaii.....	HI	L	899,637	29,520	47,305	976,462		
13.	Idaho.....	ID	L	177,519		5,088	182,607		
14.	Illinois.....	IL	L	6,501,916	529,679	105,050	7,136,645		
15.	Indiana.....	IN	L	1,542,121	164,321	23,076	1,729,518		
16.	Iowa.....	IA	L	1,847,545	63,385	26,283	1,937,213		
17.	Kansas.....	KS	L	3,501,059	331,051	56,282	3,888,392		
18.	Kentucky.....	KY	L	576,494	5,700	20,541	602,735		
19.	Louisiana.....	LA	L	1,712,373	706,957	37,097	2,456,427		
20.	Maine.....	ME	L	938,797	556,555	79,334	1,574,686		
21.	Maryland.....	MD	L	2,289,939	242,613	140,818	2,673,370		
22.	Massachusetts.....	MA	L	12,192,563	12,225,663	986,602	25,404,828		
23.	Michigan.....	MI	L	2,882,860	455,936	45,079	3,383,875		
24.	Minnesota.....	MN	L	5,594,949	75,728	138,790	5,809,467		
25.	Mississippi.....	MS	L	1,195,856	166,957	33,351	1,396,164		
26.	Missouri.....	MO	L	2,818,574	70,342	64,802	2,953,718		
27.	Montana.....	MT	L	114,414	2,700	2,530	119,644		
28.	Nebraska.....	NE	L	1,555,104	70,799	38,809	1,664,712		
29.	Nevada.....	NV	L	373,229	72,006	319	445,554		
30.	New Hampshire.....	NH	L	1,435,809	813,202	91,129	2,340,140		
31.	New Jersey.....	NJ	L	9,994,951	4,050,018	379,963	14,424,932		
32.	New Mexico.....	NM	L	996,277	334,424	9,731	1,340,432		
33.	New York.....	NY	L	15,293,192	5,559,000	406,973	21,259,165		
34.	North Carolina.....	NC	L	2,266,082	130,793	137,097	2,533,972		
35.	North Dakota.....	ND	L	66,598		1,378	67,976		
36.	Ohio.....	OH	L	6,906,630	886,586	142,190	7,935,406		
37.	Oklahoma.....	OK	L	845,849	17,451	3,121	866,421		
38.	Oregon.....	OR	L	710,109	18,619	21,723	750,451		
39.	Pennsylvania.....	PA	L	13,376,049	4,975,367	418,908	18,770,324		
40.	Rhode Island.....	RI	L	818,690	195,723	32,022	1,046,435		
41.	South Carolina.....	SC	L	1,786,476	31,410	61,086	1,878,972		
42.	South Dakota.....	SD	L	75,798		3,200	78,998		
43.	Tennessee.....	TN	L	2,639,648	222,665	76,273	2,938,586		
44.	Texas.....	TX	L	7,956,840	591,227	234,833	8,782,900		
45.	Utah.....	UT	L	687,003		21,587	708,590		
46.	Vermont.....	VT	L	924,916	85,474	30,794	1,041,184		
47.	Virginia.....	VA	L	2,678,116	189,388	383,096	3,250,600		
48.	Washington.....	WA	L	1,093,185	201,363	31,562	1,326,110		
49.	West Virginia.....	WV	L	1,442,566	300,065	6,304	1,748,935		
50.	Wisconsin.....	WI	L	2,237,347	305,820	72,777	2,615,944		
51.	Wyoming.....	WY	L	112,965	3,600	2,734	119,299		
52.	American Samoa.....	AS	N				0		
53.	Guam.....	GU	N	1,358			1,358		
54.	Puerto Rico.....	PR	N	15,850			15,850		
55.	US Virgin Islands.....	VI	N	13,810		2,433	16,243		
56.	Northern Mariana Islands.....	MP	N				0		
57.	Canada.....	CAN	N				0		
58.	Aggregate Other Alien.....	OT	XXX	0	0	0	0	0	
59.	Subtotal.....	(a) .51	XXX	162,629,848	41,335,900	5,413,412	209,379,160	0	
90.	Reporting entity contributions for employee benefit plans.....	XXX					0		
91.	Dividends or refunds applied to purchase paid-up additions and annuities.....	XXX		3,098,829			3,098,829		
92.	Dividends or refunds applied to shorten endowment or premium paying period.....	XXX					0		
93.	Premium or annuity considerations waived under disability or other contract provisions.....	XXX		1,233,452		146,245	1,379,697		
94.	Aggregate other amounts not allocable by State.....	XXX		0	459,923	0	459,923	0	
95.	Totals (Direct Business).....	XXX		166,962,129	41,795,823	5,559,657	214,317,610	0	
96.	Plus reinsurance assumed.....	XXX					0		
97.	Totals (All Business).....	XXX		166,962,129	41,795,823	5,559,657	214,317,610	0	
98.	Less reinsurance ceded.....	XXX		29,182,580	35,792,950	5,093,586	70,069,116		
99.	Totals (All Business) less reinsurance ceded.....	XXX		137,779,549	6,002,873	466,071	144,248,494	0	

**DETAILS OF WRITE-INS**

58001.	.....	XXX					0	
58002.	.....	XXX					0	
58003.	.....	XXX					0	
58998.	Summ. of remaining write-ins for line 58 from overflow page.....	XXX		0	0	0	0	0
58999.	Total (Lines 58001 thru 58003 plus 58998) (Line 58 above).....	XXX		0	0	0	0	0
9401.	Internal Exchanges.....	XXX			459,923		459,923	
9402.	.....	XXX					0	
9403.	.....	XXX					0	
9498.	Summ. of remaining write-ins for line 94 from overflow page.....	XXX		0	0	0	0	0
9499.	Total (Lines 9401 thru 9403 plus 9498) (Line 94 above).....	XXX		0	459,923	0	459,923	0

(L) - Licensed or Chartered - Licensed Insurance Carrier or Domiciled RRG; (R) - Registered - Non-domiciled RRGs; (Q) - Qualified - Qualified or Accredited Reinsurer;  
 (E) - Eligible - Reporting Entities eligible or approved to write Surplus Lines in the state; (N) - None of the above - Not allowed to write business in the state.

**Explanation of basis of allocation by states, etc., of premiums and annuity considerations.**

Premiums for Individual Life and Health Policies are distributed according to the address to which the premium notices are sent (if applicable). Considerations for Individual Fixed and Variable Benefit Annuities are distributed according to the state in which the annuitant or owner resides or the address designated as the one to which business communications should be sent (if applicable). For Group Life and Health policies covering less than 500 lives, the premiums received are generally allocated to the state in which the employees are principally located or in which the principal office of the group policyholder is located; for such policies covering 500 or more lives, the premiums or considerations are generally allocated to the state in which the owner of the certificate resides (if applicable).

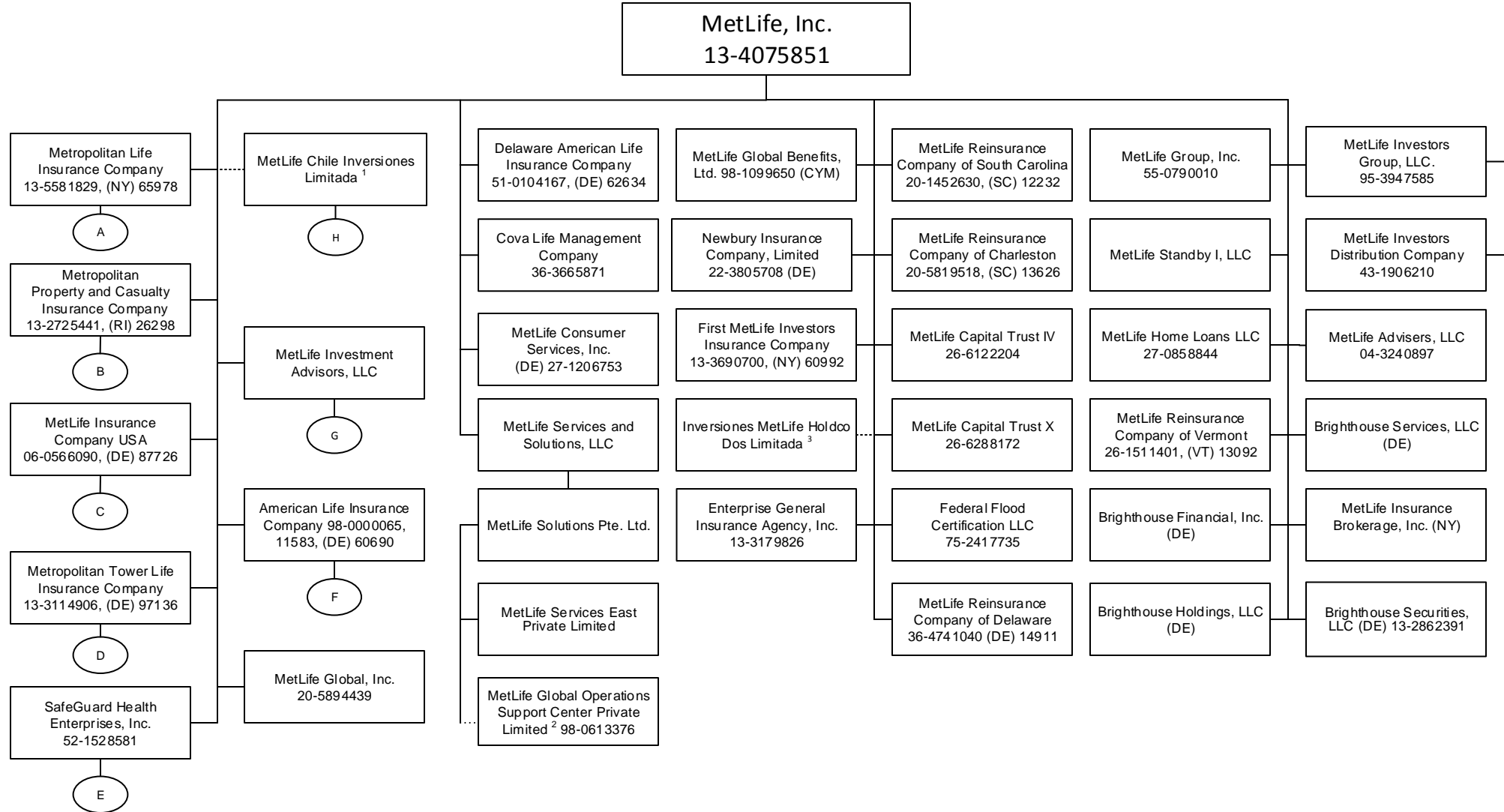
For Group Annuity contracts that are allocable, considerations are generally assigned to the state where the person making the contribution resides (if applicable). For Group Annuity contracts that are not allocable, considerations are assigned to the principal place of business of the contract sponsor (if applicable). Deposit-type funds for group contracts are allocated to the principal place of business of the plan sponsor, typically the employer that has established a pension or profit sharing plan for the benefit of its employees (if applicable). For individual agreements, deposit-type funds are allocated to the residence of the owner of the contract (if applicable).

(a) Insert the number of "L" responses except for Canada and Other Alien.

(b) Column 4 should balance with Exhibit 1, Lines 6.4, 10.4 and 16.4, Cols. 8, 9, and 10, or with Schedule H, Part 1, Column 1, Line 1. Indicate which:

SCHEDULE Y - INFORMATION CONCERNING ACTIVITIES OF INSURER MEMBERS OF A HOLDING COMPANY GROUP

PART 1 - ORGANIZATIONAL CHART



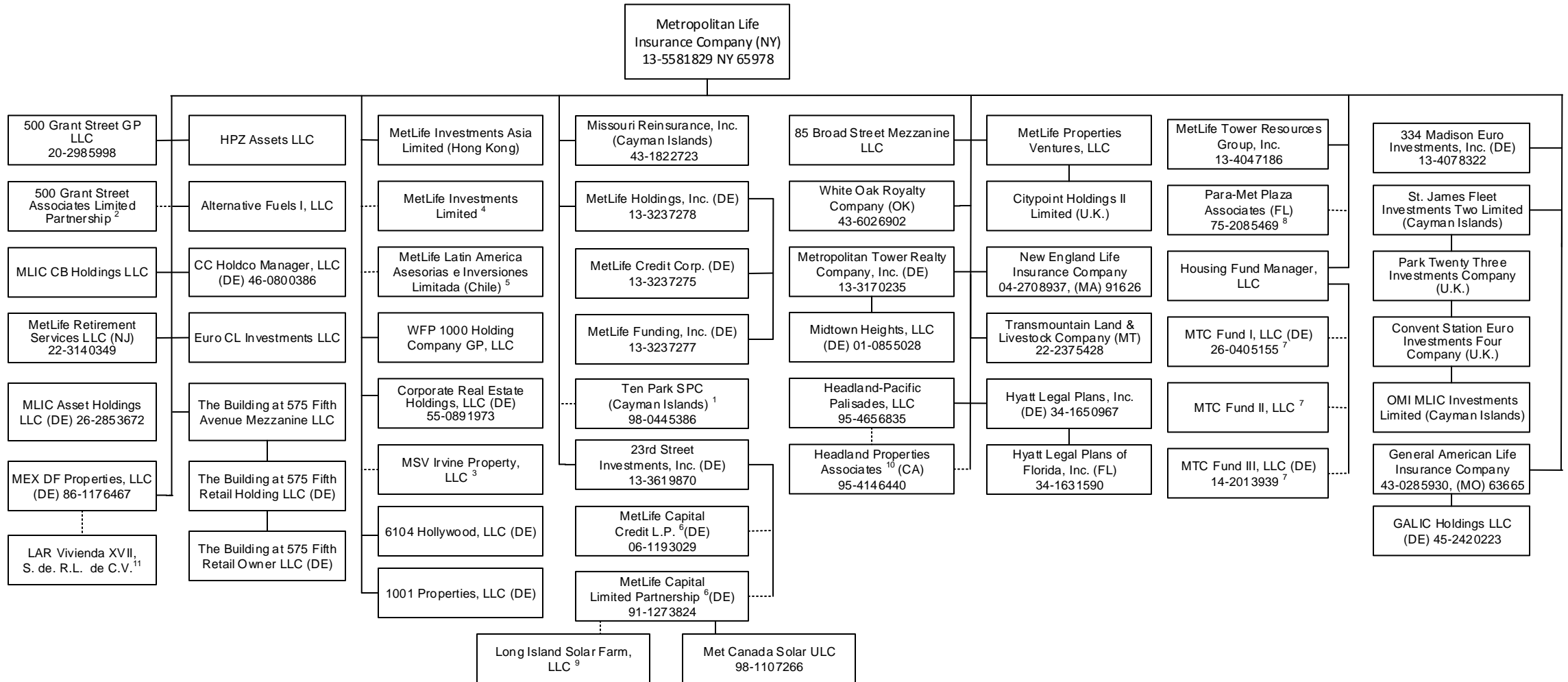
Q12

1 72.35109659% is owned by MetLife, Inc., 24.8823628% by American Life Insurance Company, 2.76654057% is owned by Inversiones MetLife Holdco Dos Limitada and 0.00000004% is owned by Natilportem Holdings, LLC.  
 2 99.99999% is owned by MetLife Solutions Pte. Ltd. and 0.00001% is owned by Natilportem Holdings, LLC.  
 3 99.99946% of Inversiones MetLife Holdco Dos Limitada is owned by MetLife, Inc., 0.000535% is owned by MetLife International Holdings, LLC. and 0.0000054% is owned by Natilportem Holdings, LLC.

SCHEDULE Y - INFORMATION CONCERNING ACTIVITIES OF INSURER MEMBERS OF A HOLDING COMPANY GROUP

PART 1 - ORGANIZATIONAL CHART

A



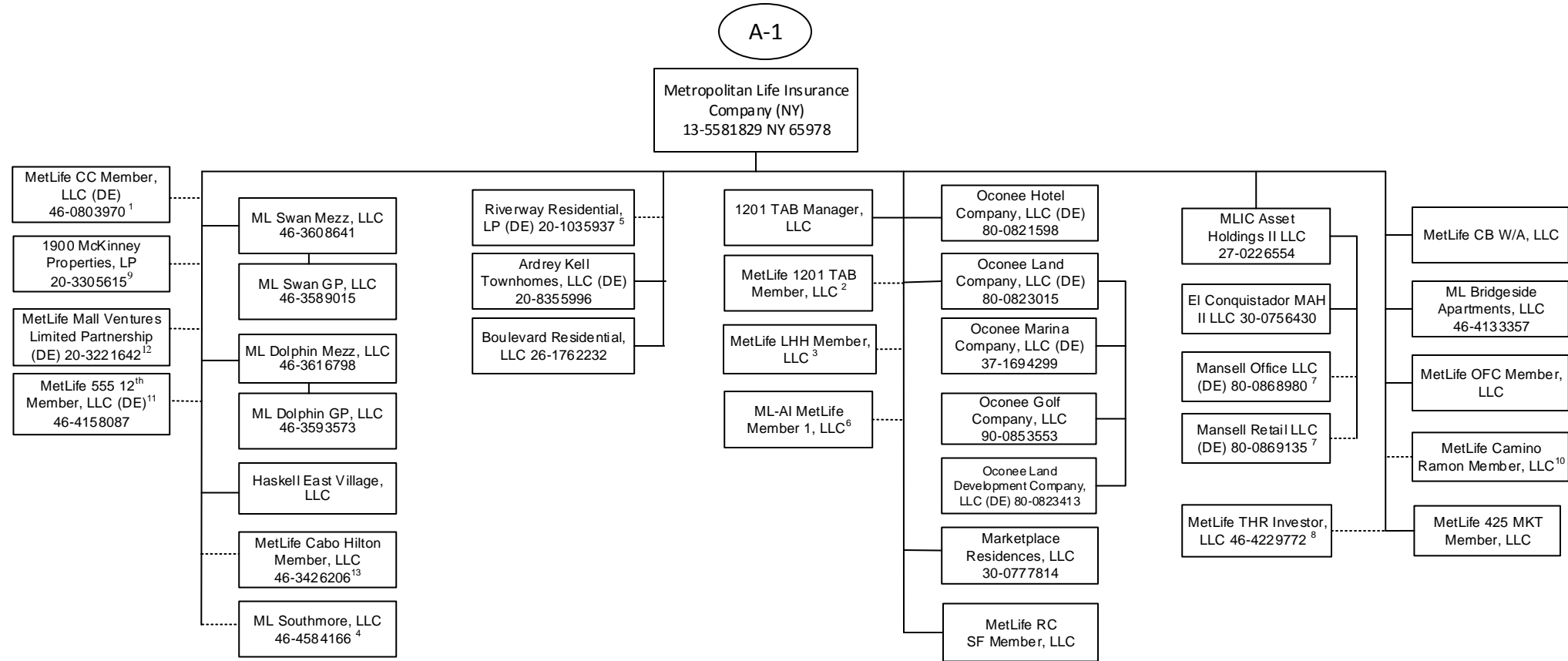
Q12.1

1 1% voting control of Ten Park SPC is held by 23<sup>rd</sup> Street Investments, Inc.  
 2 99% of 500 Grant Street Associates Limited Partnership is held by Metropolitan Life Insurance Company and 1% by 500 Grant Street GP LLC.  
 3 4% of MSV Irvine Property, LLC is owned by Metropolitan Tower Realty Company, Inc. and 96% is owned by Metropolitan Life Insurance Company.  
 4 23<sup>rd</sup> Street Investments, Inc. holds one share of MetLife Investments Limited.  
 5 23<sup>rd</sup> Street Investments, Inc. holds .01% of MetLife Latin American Asesorias e Inversiones Limitada.  
 6 1% general partnership interest is held by 23<sup>rd</sup> Street Investment, Inc. and 99% limited partnership interest is held by Metropolitan Life Insurance Company.

7 Housing Fund Manager, LLC is the managing member and the remaining interests are held by a third party member.  
 8 75% of the general partnership is held by Metropolitan Life Insurance Company and 25% of the general partnership is held by Metropolitan Tower Realty Company, Inc.  
 9 9.61% membership interest is held by MetLife Renewables Holding, LLC and 90.39% membership interest is held by LISF Solar Trust in which MetLife Capital Limited Partnership has a 100% beneficial interest.  
 10 Metropolitan Life Insurance Company owns 99% of Headland Properties Associates and Headland-Pacific Palisades, LLC owns the other 1%.  
 11 99.99% of LAR Vivienda XVII S. de R.L. de C.V. is owned by MEX DF Properties, LLC and 0.01% is owned by Euro CL Investments LLC.

SCHEDULE Y - INFORMATION CONCERNING ACTIVITIES OF INSURER MEMBERS OF A HOLDING COMPANY GROUP

PART 1 - ORGANIZATIONAL CHART



Q12.2

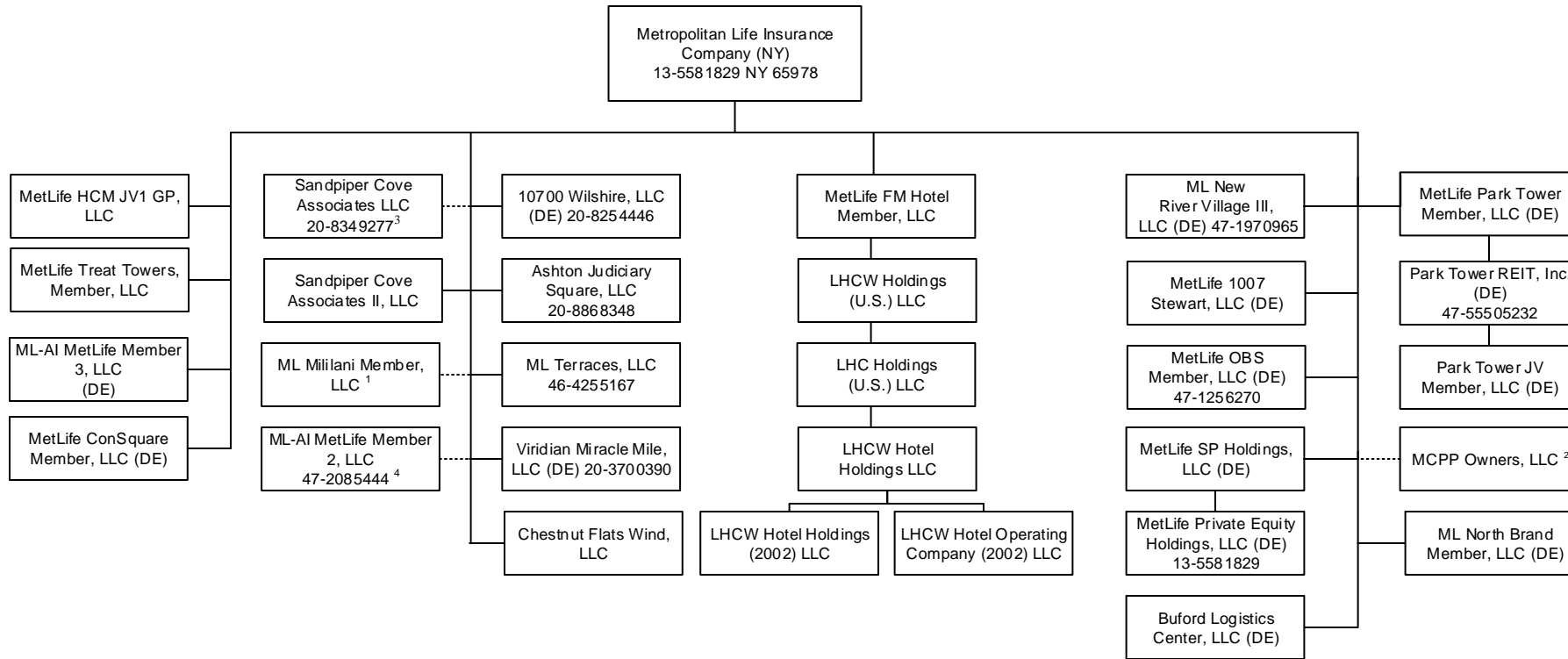
1 95.122% of MetLife CC Member, LLC is held by Metropolitan Life Insurance Company and 4.878% by General American Life Insurance Company.  
 2 96.9% of MetLife 1201 TAB Member, LLC is owned by Metropolitan Life Insurance Company and 3.10% is owned by Metropolitan Property and Casualty Insurance Company.  
 3 99% of MetLife LHH Member, LLC is owned by Metropolitan Life Insurance Company and 1% General American Life Insurance Company.  
 4 99% of ML Southmore, LLC is owned by Metropolitan Life Insurance Company and 1% by General American Life Insurance Company.  
 5 99.9% LP Interest of Riverway Residential, LP is owned by Metropolitan Life Insurance Company and .1% GP interest is owned by Metropolitan Tower Realty Company, Inc.  
 6 95.199% of the membership interest is owned by Metropolitan Life Insurance Company and 4.801% by Metropolitan Property and Casualty Insurance Company.

7 73.0284% is owned by MLIC Asset Holdings II LLC and 26.9716% is owned by MLIC CB Holdings LLC.  
 8 99% of MetLife THR Investor, LLC is owned by Metropolitan Life Insurance Company and 1% by General American Life Insurance Company.  
 9 99.9% LP interest of 1900 McKinley Properties, LP is owned by Metropolitan Life Insurance Company and 0.1% GP interest is owned by Metropolitan Tower Realty Company, Inc.  
 10 99% of MetLife Camino Ramon Member, LLC is owned by Metropolitan Life Insurance Company and 1% by General American Life Insurance Company USA.  
 11 MetLife 555 12th Member, LLC is owned at 94.6% by Metropolitan Life Insurance Company and 5.4% by General American Life Insurance Company.  
 12 99% LP interest of MetLife Mall Ventures Limited Partnership is owned by Metropolitan Life Insurance Company and 1% GP interest is owned by Metropolitan Tower Realty Company, Inc.  
 13 54.129% of MetLife Cabo Hilton Member, LLC is owned by Metropolitan Life Insurance Company, 28.971% by MetLife Insurance Company USA and 16.9% by General American Life Insurance Company.

SCHEDULE Y - INFORMATION CONCERNING ACTIVITIES OF INSURER MEMBERS OF A HOLDING COMPANY GROUP

PART 1 - ORGANIZATIONAL CHART

A-2

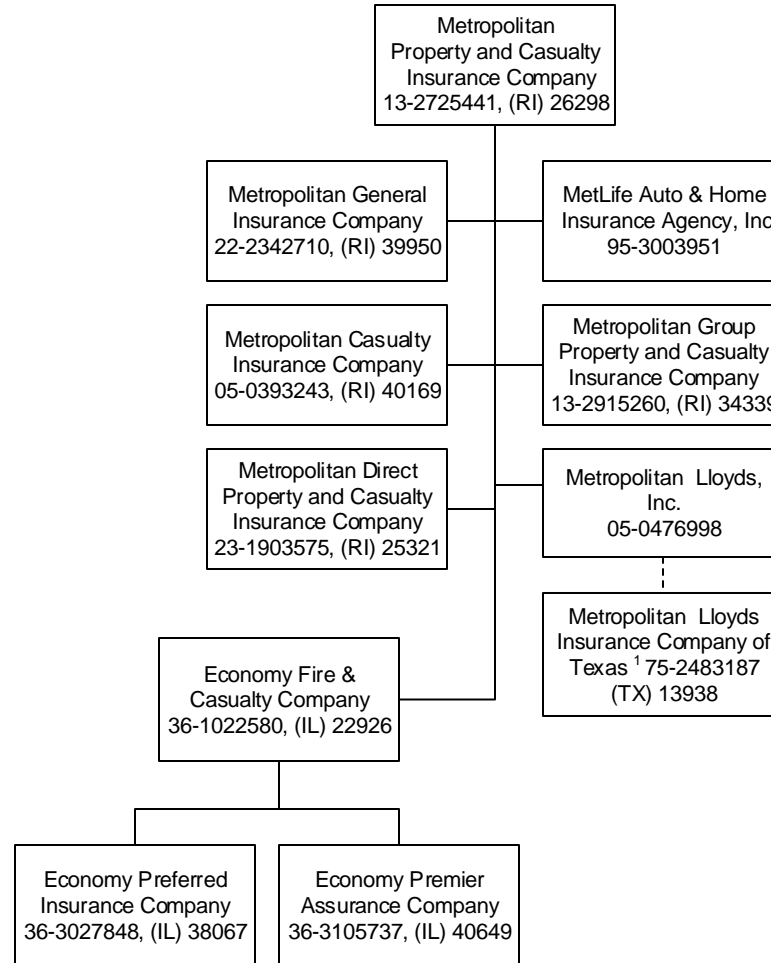


1 ML Mililani Member, LLC is owned at 95% by Metropolitan Life Insurance Company and 5% by General American Life Insurance Company.  
 2 MCPP Owners, LLC is owned at 84.503% by Metropolitan Life Insurance Company, 0.603% by General American Life Insurance Company, 1.616% by Metropolitan Tower Life Insurance Company, 13.278% by MTL Leasing, LLC.  
 3 90.59% of the membership interest is owned by Metropolitan Life Insurance Company and 9.41% of the membership interest is owned by Metropolitan Tower Realty Company, Inc.  
 4 98.97% of ML-AI MetLife Member 2, LLC is owned by Metropolitan Life Insurance Company and 1.03% by General American Life Insurance Company.

SCHEDULE Y - INFORMATION CONCERNING ACTIVITIES OF INSURER MEMBERS OF A HOLDING COMPANY GROUP

PART 1 - ORGANIZATIONAL CHART

B

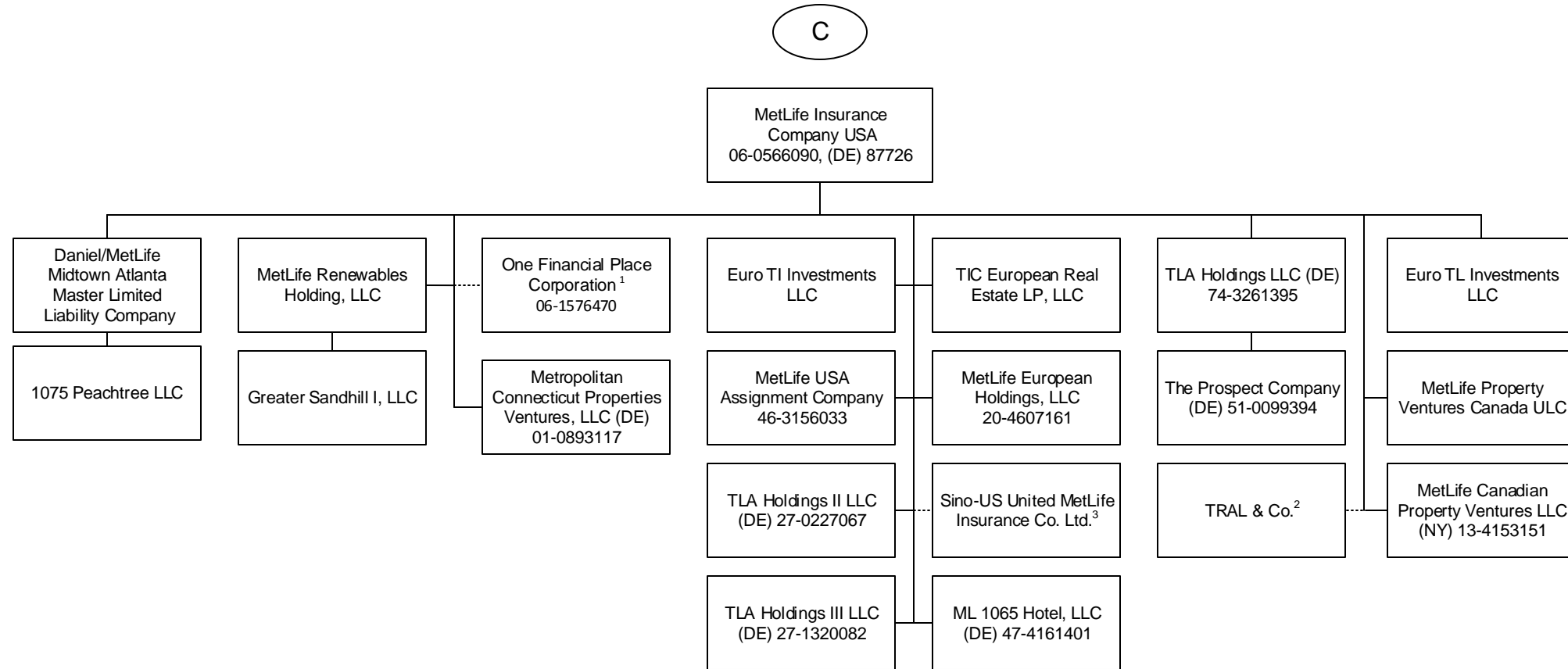


<sup>1</sup> Metropolitan Lloyds Insurance Company of Texas, an affiliated association, provides automobile, homeowner and related insurance for the Texas market. It is an association of individuals designated as underwriters. Metropolitan Lloyds, Inc., a subsidiary of Metropolitan Property and Casualty Insurance Company, serves as the attorney-in-fact and manages the association.

Q12.4

SCHEDULE Y - INFORMATION CONCERNING ACTIVITIES OF INSURER MEMBERS OF A HOLDING COMPANY GROUP

PART 1 - ORGANIZATIONAL CHART

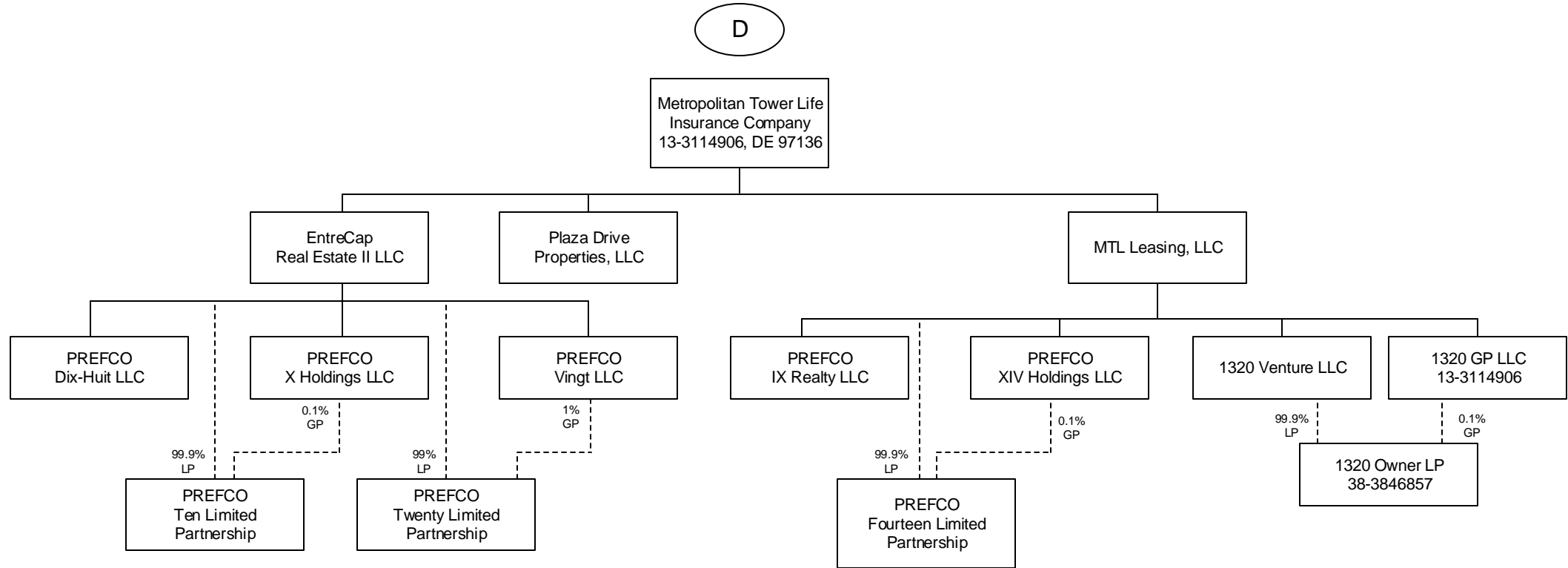


1 100% is owned, in the aggregate, by MetLife Insurance Company USA.  
 2 TRAL & Co. is a general partnership. Its partners are MetLife Insurance Company USA and Metropolitan Life Insurance Company.  
 3 Sino-US United MetLife Insurance Co. Ltd. is owned at 27.8% by MetLife Insurance Company USA, 22.2% by Metropolitan Life Insurance Company and 50% by a third party.



SCHEDULE Y - INFORMATION CONCERNING ACTIVITIES OF INSURER MEMBERS OF A HOLDING COMPANY GROUP

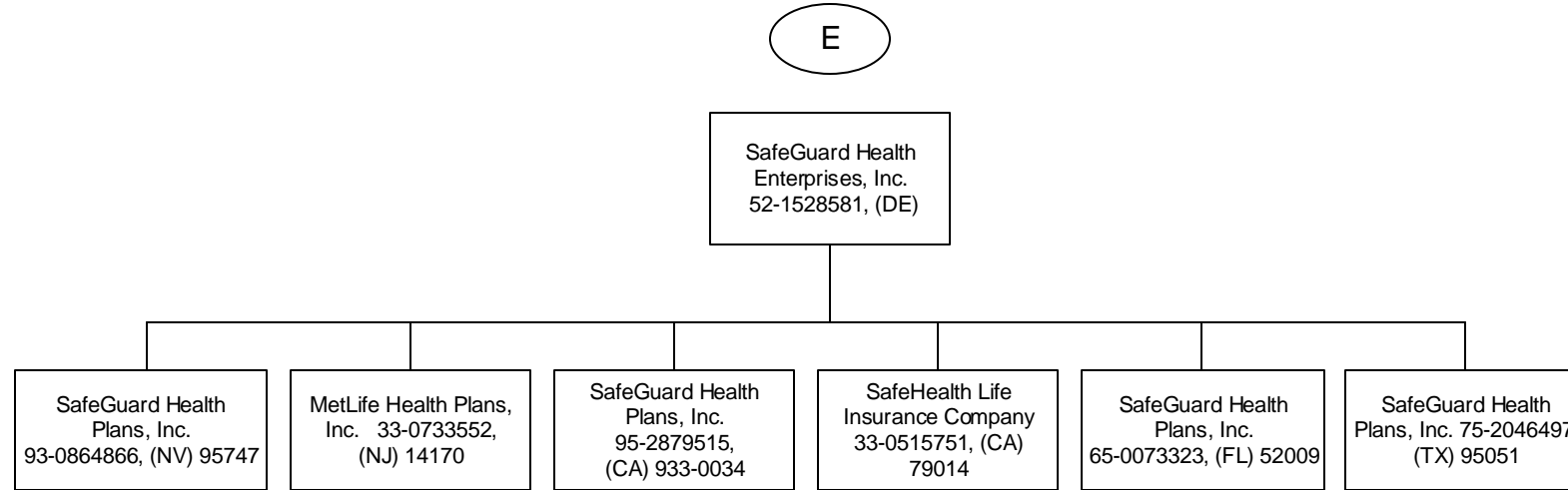
PART 1 - ORGANIZATIONAL CHART



Q12.6

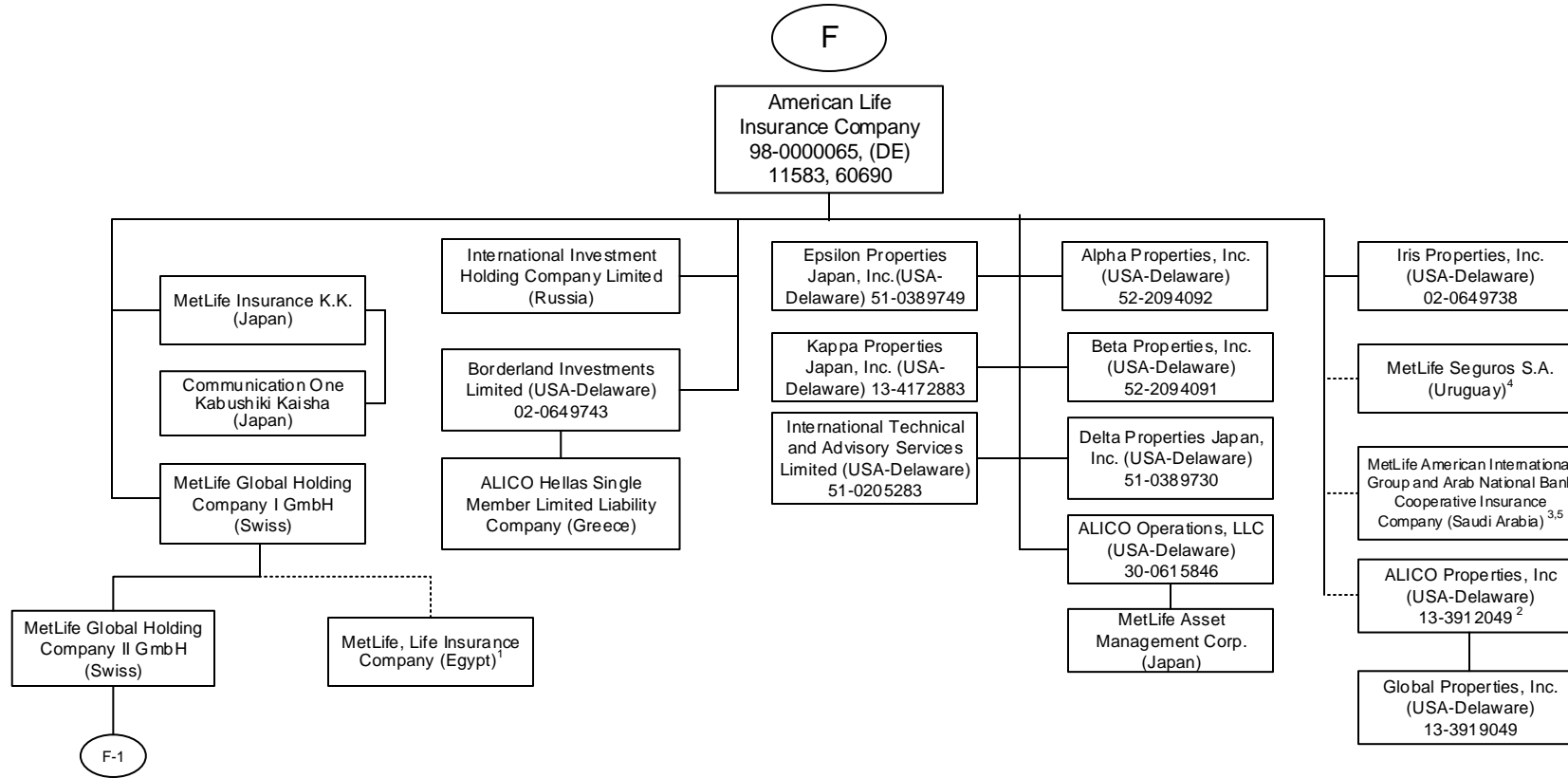
SCHEDULE Y - INFORMATION CONCERNING ACTIVITIES OF INSURER MEMBERS OF A HOLDING COMPANY GROUP

PART 1 - ORGANIZATIONAL CHART



SCHEDULE Y - INFORMATION CONCERNING ACTIVITIES OF INSURER MEMBERS OF A HOLDING COMPANY GROUP

PART 1 - ORGANIZATIONAL CHART



Q12.8

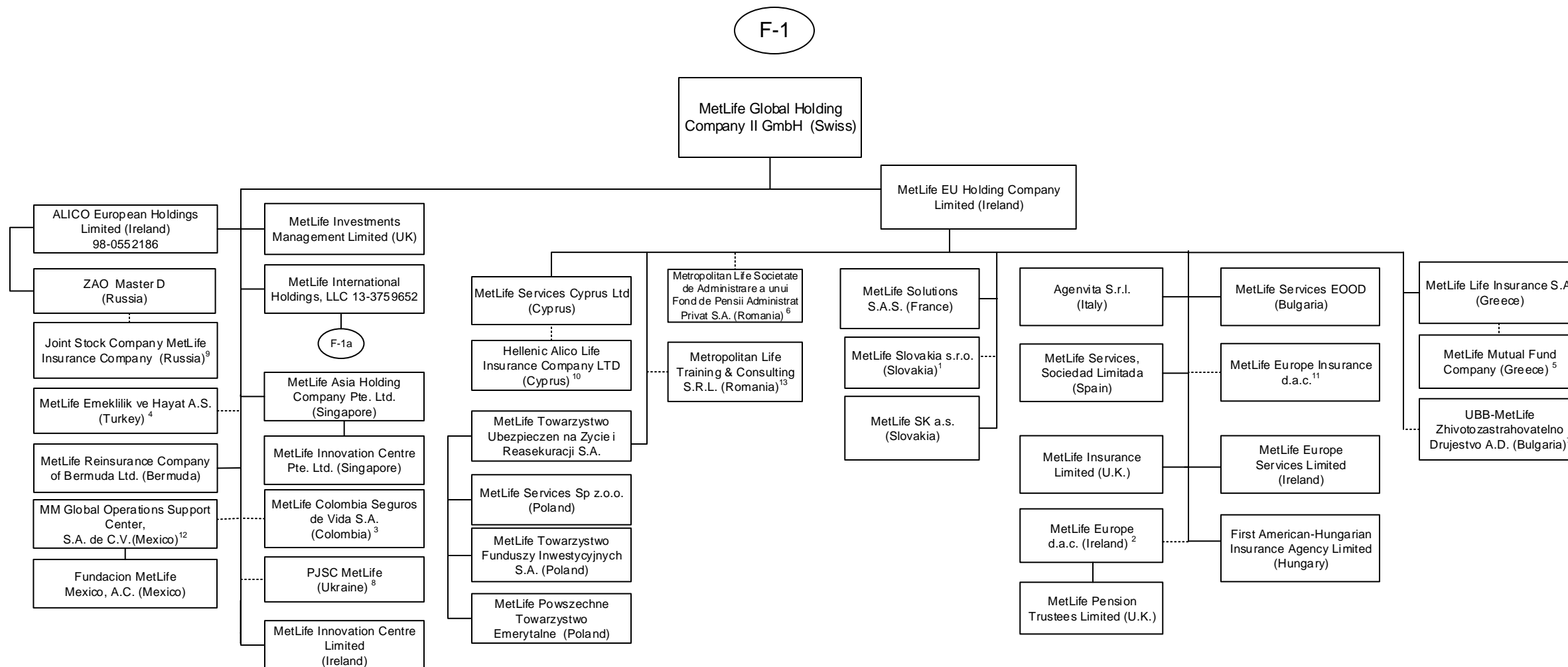
1 84.125% of MetLife, Life Insurance Company is owned by MetLife Global Holding Company I GmbH and the remaining interest by third parties.  
 2 51% of ALICO Properties, Inc. is owned by American Life Insurance Company and the remaining interest by third parties.  
 3 The Delaware Department of Insurance approved a disclaimer of affiliation and therefore, this company is not considered an affiliate under Delaware Law.

4 74.9187% MetLife Seguros S.A. (Uruguay) is owned by American Life Insurance Company, 25.0798% is owned by MetLife, Inc. and 0.0015% by third party (Oscar Schmidt).  
 5 30% of MetLife, American International Group and Arab National Bank Cooperative Insurance Company is owned by American Life Insurance Company and the remaining interest by third parties.

SCHEDULE Y - INFORMATION CONCERNING ACTIVITIES OF INSURER MEMBERS OF A HOLDING COMPANY GROUP

PART 1 - ORGANIZATIONAL CHART

Q12.9



1 99.956% of MetLife Slovakia s.r.o. is owned by MetLife EU Holding Company Limited and 0.044% is owned by International Technical and Advisory Services Limited.

2 MetLife Europe d.a.c. is held by MetLife EU Holding Company Limited at 96.0031504%, American Life Insurance Company at 3.9967583%, and International Technical and Advisory Services at .000913% interest in this entity.

3 89.999663% of MetLife Colombia Seguros de Vida S.A. is owned by MetLife Global Holding Company II GmbH, 10.000295% is owned by MetLife Global Holding Company I GmbH, International Technical and Advisory Services Limited, Borderland Investments Limited, MetLife International Holdings, LLC and Natloportem Holdings, LLC each owns 0.000014%.

4 99.98% of MetLife Emeklilik ve Hayat A.S. is owned by MetLife Global Holding Company II GmbH (Swiss) and the remaining by third parties.

5 90% of MetLife Mutual Fund Company is owned by MetLife Life Insurance S.A. and the remaining interest by a third party.

6 99.9836% of Metropolitan Life Societate de Administrare a unui Fond de Pensii Administrat Privat S.A. is owned by MetLife EU Holding Company Limited and 0.0164% by MetLife Services Sp z.o.o.

7 40% of UBB-MetLife Zhivotozastrahovatelno Drujestvo AD is owned by MetLife EU Holding Company Limited and the remaining by third parties

8 99.9988% of PJSC MetLife is owned by MetLife Global Holding Company II GmbH, .0006% is owned by International Technical and Advisory Services Limited and the remaining .0006% is owned by Borderland Investments Limited.

9 ZAO Master D owns 51% of Joint Stock Company MetLife Insurance Company and MetLife Global Holding Company II GmbH owns the other 49%.

10 27.5% of Hellenic Alico Life Insurance Company Ltd. is owned by MetLife Services Cyprus Ltd (Cyprus) and the remaining by a third party.

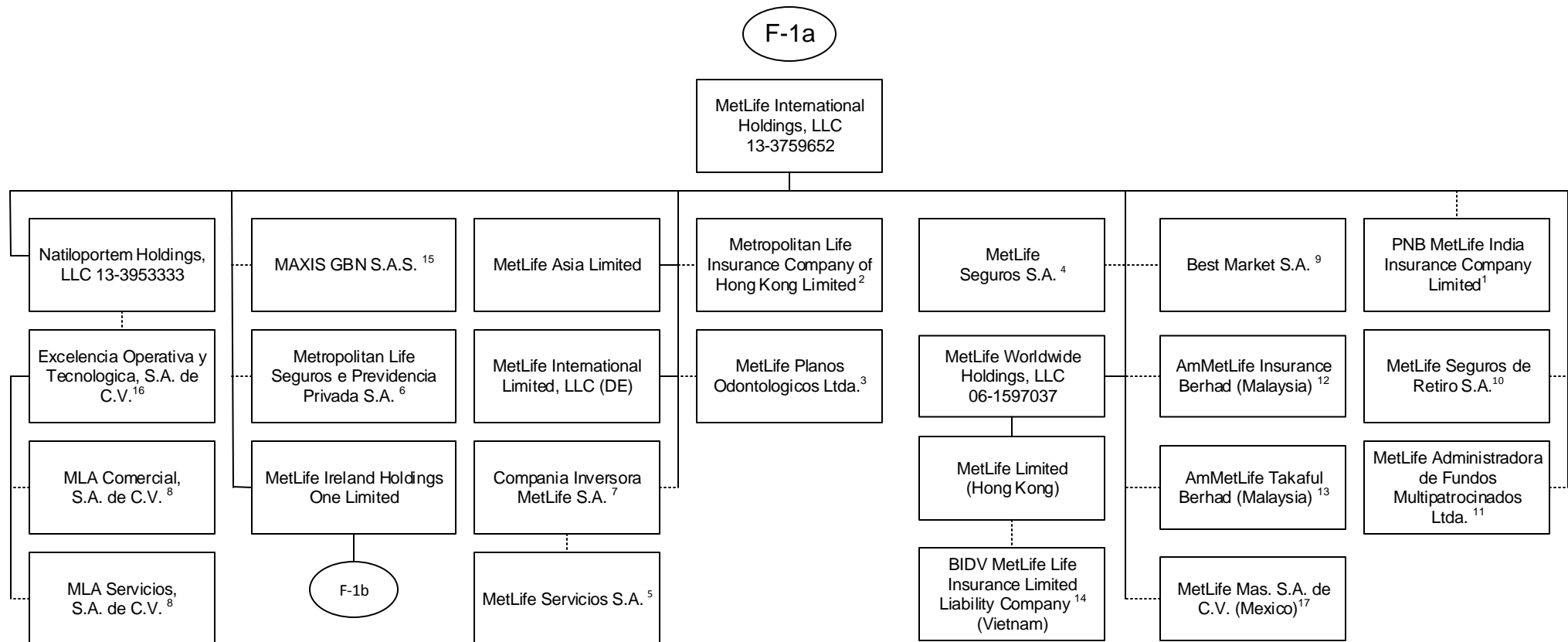
11 MetLife Europe Insurance d.a.c. is held by MetLife EU Holding Company Limited at 93% and the remaining 7% is held by American Life Insurance Company.

12 99.999509% of MM Global Operations Support Center S.A. de C.V. (Mexico) is held by MetLife Global Holding Company II GmbH (Swiss) and 0.000491% is held by MetLife Global Holding Company I GmbH (Swiss).

13 99.99% of Metropolitan Life Training & Consulting S.R.L. is owned by MetLife EU Holding Company limited and the remaining 0.01% is owned by MetLife Global Holding Company II GmbH.

SCHEDULE Y - INFORMATION CONCERNING ACTIVITIES OF INSURER MEMBERS OF A HOLDING COMPANY GROUP

PART 1 - ORGANIZATIONAL CHART

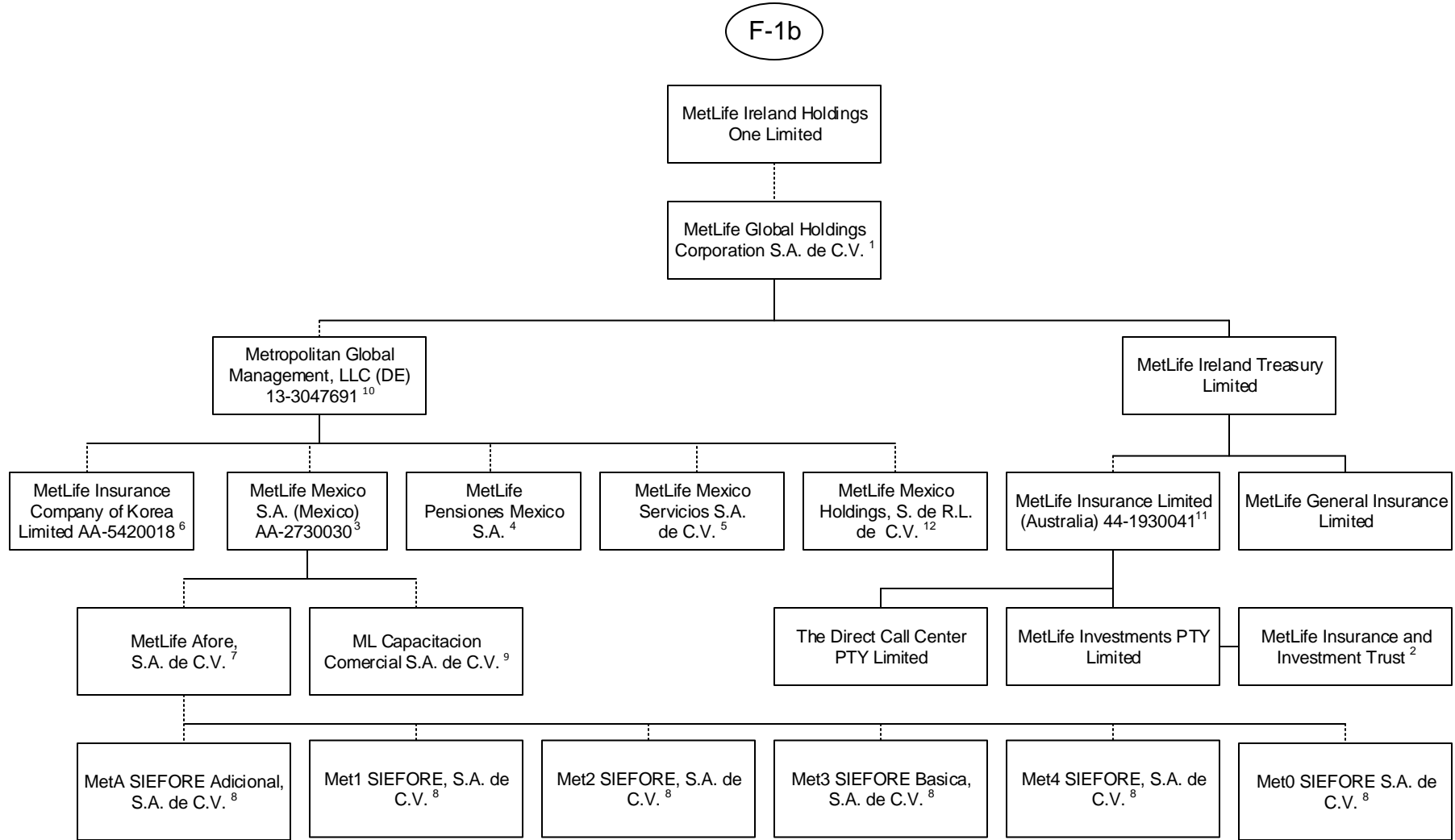


1 26% is owned by MetLife International Holdings, LLC and 74% is owned by third parties.  
 2 99.99935% is owned by MetLife International Holdings, LLC and 0.00065% is owned by Natiloportem Holdings, LLC.  
 3 99.999% is owned by MetLife International Holdings, LLC and .001% is owned by Natiloportem Holdings, LLC.  
 4 95.5242% is owned by MetLife International Holdings, LLC and 2.6753% is owned by Natiloportem Holdings, LLC, and 1.8005% is owned by International Technical and Advisory Services Limited.  
 5 18.87% of the shares of MetLife Servicios S.A. are held by Compania Inversora MetLife S.A., 79.88% is owned by MetLife Seguros S.A., .99% is held by Natiloportem Holdings, LLC and .26% is held by MetLife Seguros de Retiro S.A.  
 6 66.662% is owned by MetLife International Holdings, LLC, 33.337% is owned by MetLife Worldwide Holdings, LLC and 0.001% is owned by Natiloportem Holdings, LLC.  
 7 95.46% is owned by MetLife International Holdings, LLC and 4.54% is owned by Natiloportem Holdings, LLC.  
 8 99% is owned by Excelencia Operativa y Tecnologica, S.A de C.V. and 1% is owned by MetLife Mexico Servicios S.A. de C.V.

9 5% of the shares are held by Natiloportem Holdings, LLC and 95% is owned by MetLife International Holdings, LLC.  
 10 96.8897% is owned by MetLife International Holdings, LLC, 3.1102% is owned by Natiloportem Holdings, and .0001% is owned by International Technical and Advisory Services Limited.  
 11 99.99998% of MetLife Administradora de Fondos Multipatrocinados Ltda. is owned by MetLife International Holdings, LLC and .00002% by Natiloportem Holdings, LLC.  
 12 50.000001% of AmMetLife Insurance Berhad is owned by MetLife International Holdings, LLC and the remainder by a third party.  
 13 49.999999% of AmMetLife Takaful Berhad is owned by MetLife International Holdings, LLC and the remainder by a third party.  
 14 60% of BIDV MetLife Life Insurance Limited Liability Company is held by MetLife Limited (Hong Kong) and the remainder by third parties.  
 15 50% of MAXIS GBN S.A.S. is held by MetLife International Holdings, LLC and the remainder by third parties.  
 16 99% of Excelencia Operativa y Tecnologica, S.A. de C.V. is held by Natiloportem Holdings, LLC and 1% by MetLife Mexico Servicios S.A. de C.V.  
 17 99.99964399% MetLife Mas, SA de CV is owned by MetLife International Holdings, LLC and .00035601% is owned by International Technical and Advisory Services Limited.

SCHEDULE Y - INFORMATION CONCERNING ACTIVITIES OF INSURER MEMBERS OF A HOLDING COMPANY GROUP

PART 1 - ORGANIZATIONAL CHART



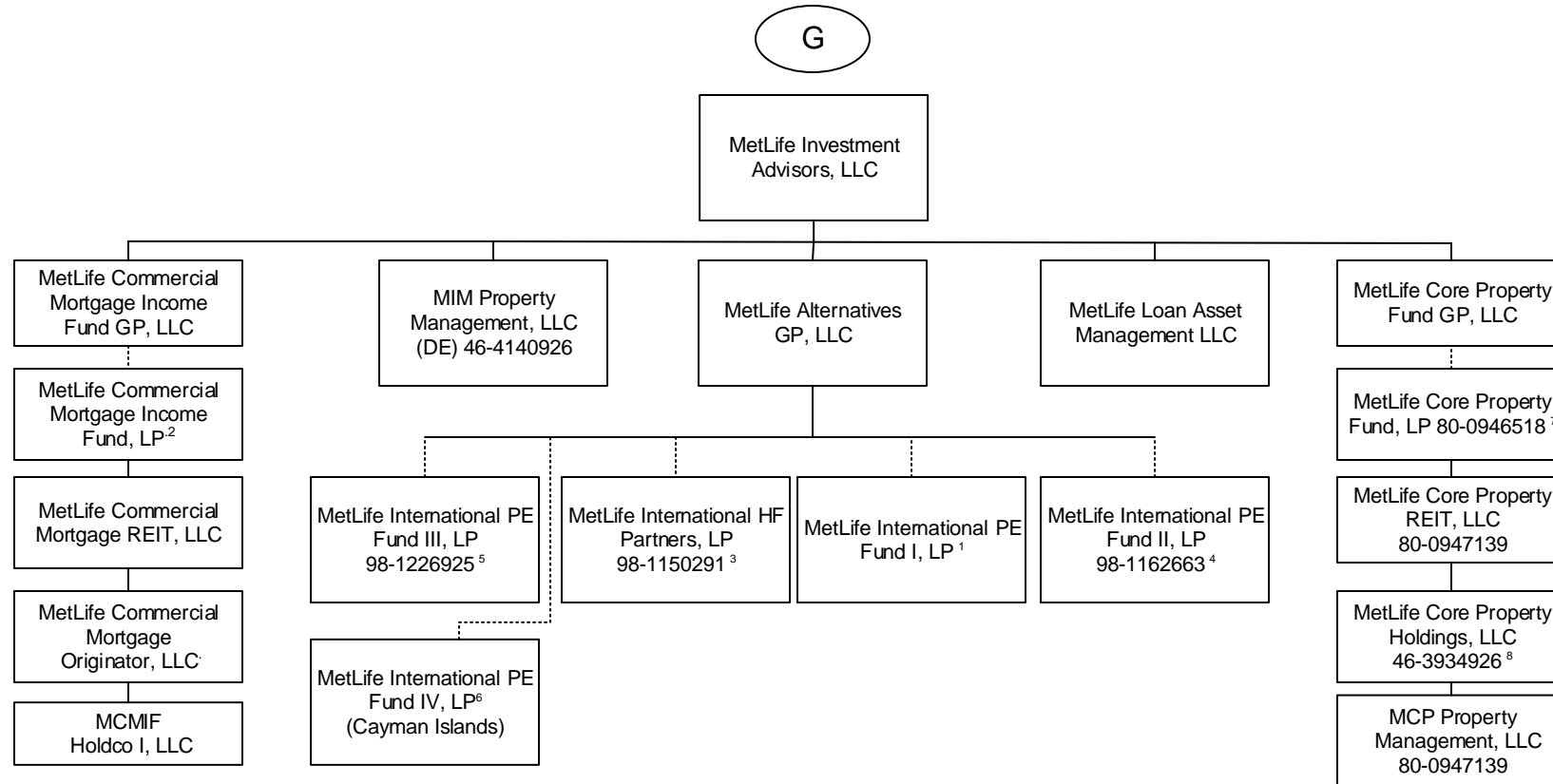
1 98.9% is owned by MetLife Ireland Holdings One Limited and 1.1% is owned by MetLife International Limited, LLC.  
 2 MetLife Insurance and Investment Trust is a trust vehicle, the trustee of which is MetLife Investments PTY Limited ("MIPL"). MIPL is a wholly owned subsidiary of MetLife Insurance Limited.  
 3 99.050271% is owned by Metropolitan Global Management, LLC and .949729% is owned by MetLife International Holdings, LLC.  
 4 97.5125% is owned by Metropolitan Global Management, LLC and 2.4875% is owned by MetLife International Holdings, LLC.  
 5 98% is owned by Metropolitan Global Management, LLC and 2% is owned by MetLife International Holdings, LLC.  
 6 14.64% is owned by MetLife Mexico, S.A. and 85.36% is owned by Metropolitan Global Management, LLC.

7 99.99% is owned by MetLife Mexico S.A. (Mexico) and .01% is owned by MetLife Pensiones S.A.  
 8 99.99% is owned by MetLife Afore, S.A. de C.V. and .01% is owned by MetLife Mexico S.A. (Mexico).  
 9 99% is owned by MetLife Mexico S.A. and 1% is owned by MetLife Mexico Servicios, S.A. de C.V.  
 10 99.7% is owned by MetLife Global Holdings Corporation S.A. de C.V. and 0.3% is owned by MetLife International Holdings, LLC.  
 11 91.16468% of MetLife Insurance Limited (Australia) is owned by MetLife Ireland Treasury Limited and 8.83532% by MetLife Global Holdings Corp. S.A. de C.V.  
 12. 99.99995% is owned by Metropolitan Global Management, LLC, and the remainder is owned by Execlencia Operativa y Tecnologica, S.A. de C.V.

Q12.11

SCHEDULE Y - INFORMATION CONCERNING ACTIVITIES OF INSURER MEMBERS OF A HOLDING COMPANY GROUP

PART 1 - ORGANIZATIONAL CHART



Q12.12

1 92.593% of the Limited partnership interests of this entity is owned by MetLife Insurance K.K, 4.115% is owned by MetLife Mexico S.A., 2.716% by MetLife Limited (Hong Kong) and the remaining 0.576% is owned by Metropolitan Life Insurance Company of Hong Kong Limited.

2 MetLife Commercial Mortgage Income Fund GP, LLC is the general partner of MetLife Commercial Mortgage Income Fund, LP (the "Fund"). A majority of the limited partnership interests in the Fund are held by third parties. The following affiliates hold a minority share of the limited partnership interests in the Fund: Metropolitan Life Insurance Company owns 28.87%, MetLife Insurance Company USA owns 9.62%, MetLife Insurance Co. of Korea, Limited owns 5.71%, MetLife Limited owns 3.64%, and Metropolitan Life Insurance Company of Hong Kong Limited owns .77%.

3 88.22% of the Limited partnership interests of this entity is owned by MetLife Insurance K.K (Japan), 9.47% is owned by MetLife Insurance Company of Korea Limited, 2.29% is owned by MetLife Limited (Hong Kong) and 0.02% is owned by MetLife Alternatives, GP.

4 94.54% of the limited partnership interest of MetLife International PE Fund II, LP is owned by MetLife Insurance K.K. (Japan), 2.77% is owned by MetLife Limited (Hong Kong), 2.1% is owned by MetLife Mexico, S.A. and 0.59% is owned by Metropolitan Life Insurance Company Hong Kong Limited.

5 88.93% of the limited partnership interest of MetLife International PE Fund III, LP is owned by MetLife Insurance K.K. (Japan), 7.91% is owned by MetLife Insurance Company of Korea Limited, 2.61% is owned by MetLife Limited (Hong Kong) and 0.55% is owned by Metropolitan Life Insurance Company Hong Kong Limited.

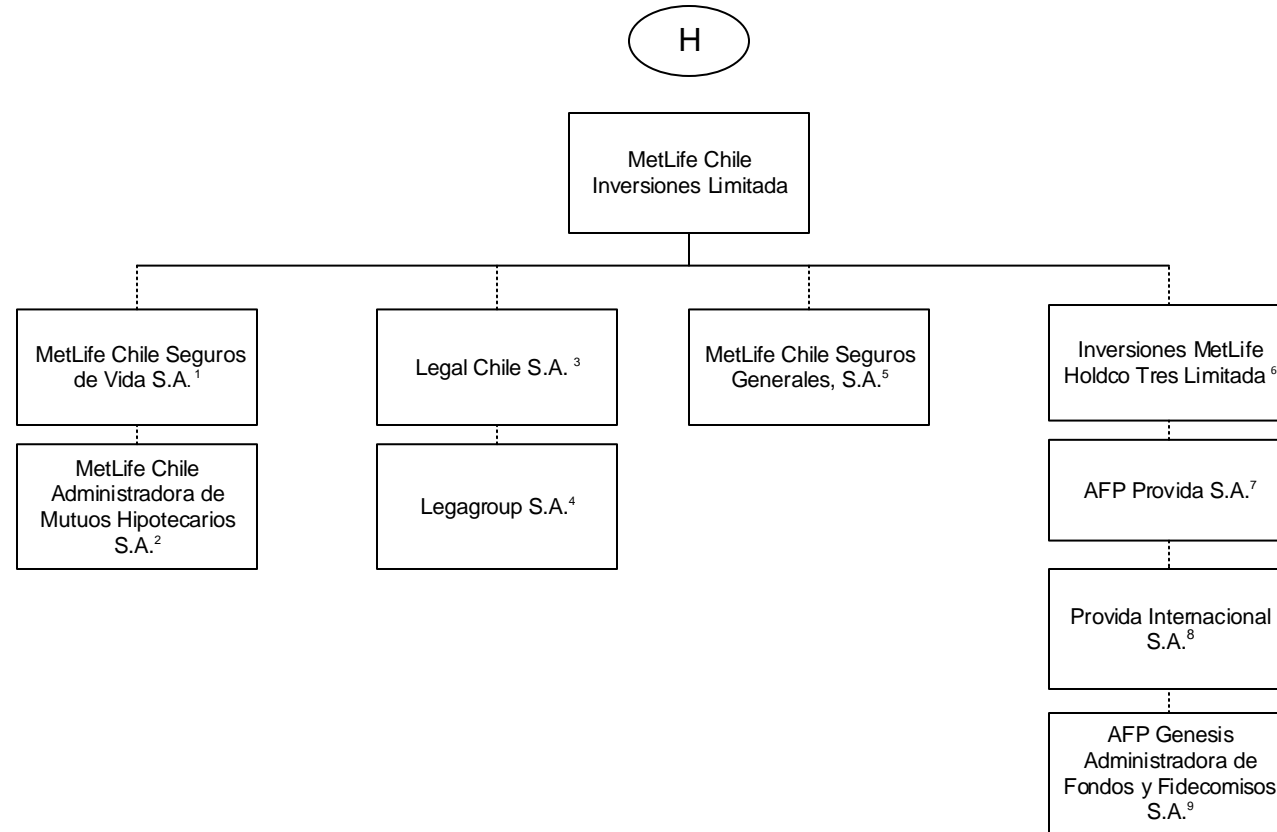
6 94.70% of the limited partnership interests of MetLife International PE Fund IV, LP is owned by MetLife Insurance K.K, 3.79% is owned by MetLife Insurance Company of Korea Limited, 1.51% is owned by MetLife Limited (Hong Kong).

7 MetLife Core Property Fund GP, LLC is the general partner of MetLife Core Property Fund, LP (the "Fund"). A substantial majority of the limited partnership interests in the Fund are held by third parties. The following affiliates hold a minority share of the limited partnership interests in the Fund: Metropolitan Life Insurance Company owns 20.06%, Metropolitan Life insurance Company (on behalf of Separate Account 746) owns 3.24%, MetLife Insurance Company of Korea Limited owns 2.91%, General American Life Insurance Company owns 0.07% and MetLife Insurance Company USA owns 0.14%.

8 MetLife Core Property Holdings, LLC holds the following single-property limited liability companies: MCP 7 Riverway, LLC, MCP SoCal Industry-Redondo, LLC, MCP SoCal Industrial-Bernardo, LLC, MCP SoCal Industrial-Canyon, LLC, MCP SoCal Industrial-Anaheim, LLC, MCP SoCal Industrial-LAX, LLC, MCP SoCal Industrial-Fullerton, LLC, MCP SoCal Industrial-Ontario, LLC, MCP SoCal Industrial-Loker, LLC, MCP Paragon Point, LLC, MCP 4600 South Syracuse, LLC, MCP The Palms Doral, LLC, MCP Waterford Atrium, LLC, MCP EnV Chicago, LLC, MCP 100 Congress, LLC, MCP 1900 McKinney, LLC, MCP 550 West Washington, LLC, MCP Main Street Village, LLC, MCP Lodge At Lakecrest, LLC, MCP Ashton South End, LLC, MCP 3040 Post Oak, LLC, MCP Plaza at Legacy, LLC, MCP VOA Holdings, LLC, MCP VOA I & III, LLC, MCP VOA II, LLC, MCP 9020 Murphy Road, LLC, MCP Trimble Campus, LLC, MCP Highland Park Lender, LLC, MCP Property Management, LLC, MCP One Westside, LLC, MCP SoCal Industrial-Springdale, LLC, MCP SoCal Industrial-Concourse, LLC, MCP SoCal Industrial Kellwood, LLC, MCP Denver Pavilions Member, LLC., MCP Acquisition, LLC, MCP Buford Logistics Center 2 Member LLC, MCP DMCBP Phase II Member LLC, MCP 60<sup>th</sup> 11<sup>th</sup> Street Member, LLC, MCP Magnolia Park Member, LLC, MCP Fife Enterprise Member, LLC, MCP Alley 24 East, LLC, MCP Northyards Holdco, LLC, MCP Northyards Owner, LLC, MCP Northyards Master Lessee, LLC, 60 11th Street, LLC, Magnolia Park Greenville Venture, LLC, Magnolia Park Greenville, LLC, and MetLife Core Property TRS, LLC,

SCHEDULE Y - INFORMATION CONCERNING ACTIVITIES OF INSURER MEMBERS OF A HOLDING COMPANY GROUP

PART 1 - ORGANIZATIONAL CHART



Q12.13

1 99.997% is held by MetLife Chile Inversiones Limitada and .003% by International Technical and Advisory Services Limited.  
 2 99.9% is held by MetLife Chile Seguros de Vida S.A. and 0.1% by MetLife Chile Inversiones Limitada.  
 3 51% of Legal Chile S.A. is owned by MetLife Chile Inversiones Limitada and the remainder by a third party.  
 4 99% of Legagroup S.A. is owned by Legal Chile S.A. and the remainder by a third party.  
 5 99.98% of MetLife Chile Seguros Generales, S.A. is owned by MetLife Chile Inversiones Limitada and 0.02% by Inversiones MetLife Holdco Dos Limitada.

6 97.13% of Inversiones MetLife Holdco Tres Limitada is owned by MetLife Chile Inversiones Limitada and 2.87% is owned by Inversiones MetLife Holdco Dos Limitada.  
 7 42.3815% of AFP Provida S.A. is owned by Inversiones MetLife Holdco Dos Limitada, 42.3815% owned by Inversiones MetLife Holdco Tres Limitada and 10.9224% by MetLife Chile Inversiones Limitada and the remainder is owned by the public  
 8 99.99% of Provida Internacional S.A. is owned by AFP Provida S.A. and .01% by MetLife Chile Inversiones Limitada.  
 9 99.9% of AFP Genesis Administradora de Fondos y Fidecomisos S.A. is owned by Provida Internacional S.A. and 0.1% by Inversiones Previsionales S.A.



SCHEDULE Y - INFORMATION CONCERNING ACTIVITIES OF INSURER MEMBERS OF A HOLDING COMPANY GROUP

PART 1 - ORGANIZATIONAL CHART

- 1) The voting securities (excluding directors' qualifying shares, if any) of each subsidiary shown on the organizational chart are 100% owned by their respective parent corporation, unless otherwise indicated.
- 2) The Metropolitan Money Market Pool and MetLife Intermediate Income Pool are pass-through investments pools, of which Metropolitan Life Insurance Company and/or its subsidiaries and/or affiliates are general partners.
- 3) The MetLife, Inc. organizational chart does not include real estate joint ventures and partnerships of which MetLife, Inc. and/or its subsidiaries is an investment partner. In addition, certain inactive subsidiaries have also been omitted.
- 4) MetLife Services EEIG is a cost-sharing mechanism used in European Union for European Union-affiliated members.

**SCHEDULE Y**

**PART 1A - DETAIL OF INSURANCE HOLDING COMPANY SYSTEM**

1	2	3	4	5	6	7	8	9	10	11	12	13	14	15
Group Code	Group Name	NAIC Company Code	ID Number	Federal RSSD	CIK	Name of Securities Exchange if Publicly Traded (U.S. or International)	Names of Parent, Subsidiaries or Affiliates	Domiciliary Location	Relationship to Reporting Entity	Directly Controlled by (Name of Entity/Person)	Type of Control (Ownership Board, Management Attorney-in-Fact, Influence, Other)	If Control is Ownership Provide Percentage	Ultimate Controlling Entity(ies)/Person(s)	*
<b>Members</b>														
0241	MetLife	00000	13-4075851	2945824	1099219	NYSE, ISE	MetLife, Inc.	DE	UIP	Board of Directors	Board of Directors		Board of Directors	
0241	MetLife	65978	13-5581829	1583845	937834	ISE	Metropolitan Life Insurance Company	NY	UDP	MetLife, Inc.	Ownership	100.000	MetLife, Inc.	
0241	MetLife	00000	20-2985998				500 Grant Street GP, LLC	DE	NIA	Metropolitan Life Insurance Company	Ownership	100.000	MetLife, Inc.	
0241	MetLife	00000					500 Grant Street Associates Limited Partnership	CT	NIA	Metropolitan Life Insurance Company	Ownership	99.000	MetLife, Inc.	
0241	MetLife	00000					500 Grant Street Associates Limited Partnership	CT	NIA	500 Grant Street GP LLC	Ownership	1.000	MetLife, Inc.	
0241	MetLife	00000	22-3140349				MetLife Retirement Services LLC	NJ	NIA	Metropolitan Life Insurance Company	Ownership	100.000	MetLife, Inc.	
0241	MetLife	00000	13-2862391				BrightHouse Securities, LLC	DE	NIA	MetLife, Inc.	Ownership	100.000	MetLife, Inc.	
0241	MetLife	00000					MLIC CB Holdings LLC	DE	NIA	Metropolitan Life Insurance Company	Ownership	100.000	MetLife, Inc.	
0241	MetLife	00000					HPZ Assets LLC	DE	NIA	Metropolitan Life Insurance Company	Ownership	100.000	MetLife, Inc.	
0241	MetLife	00000					Alternative Fuels I, LLC	DE	NIA	Metropolitan Life Insurance Company	Ownership	100.000	MetLife, Inc.	
0241	MetLife	00000	46-0800386				CC Holdco Manager, LLC	DE	NIA	Metropolitan Life Insurance Company	Ownership	100.000	MetLife, Inc.	
0241	MetLife	00000	13-5581829				MetLife Private Equity Holdings, LLC	DE	NIA	MetLife SP Holdings, LLC	Ownership	100.000	MetLife, Inc.	
0241	MetLife	00000					Euro CL Investments LLC	DE	NIA	Metropolitan Life Insurance Company	Ownership	100.000	MetLife, Inc.	
0241	MetLife	00000					1001 Properties, LLC	DE	NIA	Metropolitan Life Insurance Company	Ownership	100.000	MetLife, Inc.	
0241	MetLife	00000					6104 Hollywood, LLC	DE	NIA	Metropolitan Life Insurance Company	Ownership	100.000	MetLife, Inc.	
0241	MetLife	00000					The Building at 575 Fifth Avenue Mezzanine LLC	DE	NIA	Metropolitan Life Insurance Company	Ownership	100.000	MetLife, Inc.	
0241	MetLife	00000					The Building at 575 Fifth Retail Holding LLC	DE	NIA	The Building at 575 Fifth Avenue Mezzanine LLC	Ownership	100.000	MetLife, Inc.	
0241	MetLife	00000					The Building at 575 Fifth Retail Owner LLC	DE	NIA	The Building at 575 Fifth Retail Holding LLC	Ownership	100.000	MetLife, Inc.	
0241	MetLife	00000	20-8254446				10700 Wilshire, LLC	DE	NIA	Metropolitan Life Insurance Company	Ownership	100.000	MetLife, Inc.	
0241	MetLife	00000					Sandpiper Cove Associates II, LLC	DE	NIA	Metropolitan Life Insurance Company	Ownership	100.000	MetLife, Inc.	
0241	MetLife	00000					ML Mililani Member, LLC	DE	NIA	Metropolitan Life Insurance Company	Ownership	95.000	MetLife, Inc.	
0241	MetLife	00000					ML Mililani Member, LLC	DE	NIA	General American Life Insurance Company	Ownership	5.000	MetLife, Inc.	
0241	MetLife	00000					ML North Brand Member	DE	NIA	Metropolitan Life Insurance Company	Ownership	100.000	MetLife, Inc.	
0241	MetLife	00000	47-5228317				MCPP Owners, LLC	DE	NIA	Metropolitan Life Insurance Company	Ownership	84.503	MetLife, Inc.	
0241	MetLife	00000	47-5228317				MCPP Owners, LLC	DE	NIA	General American Life Insurance Company	Ownership	0.603	MetLife, Inc.	
0241	MetLife	00000	47-5228317				MCPP Owners, LLC	DE	NIA	Metropolitan Tower Life Insurance Company	Ownership	1.616	MetLife, Inc.	
0241	MetLife	00000	47-5228317				MCPP Owners, LLC	DE	NIA	MTL Leasing, LLC	Ownership	13.278	MetLife, Inc.	
0241	MetLife	00000	20-3700390				Viridian Miracle Mile, LLC	DE	NIA	Metropolitan Life Insurance Company	Ownership	100.000	MetLife, Inc.	
0241	MetLife	00000	98-1107266				MetLife Canada Solar ULC	CAN	NIA	MetLife Capital, Limited Partnership	Ownership	100.000	MetLife, Inc.	
0241	MetLife	00000		4275534			MetLife Investments Asia Limited (Hong Kong)	HKG	NIA	Metropolitan Life Insurance Company	Ownership	100.000	MetLife, Inc.	
0241	MetLife	00000		4254427			MetLife Investments Limited (UK)	GBR	NIA	Metropolitan Life Insurance Company	Ownership	99.000	MetLife, Inc.	
0241	MetLife	00000		4254427			MetLife Investments Limited (UK)	GBR	NIA	23rd Street Investments, Inc.	Ownership	1.000	MetLife, Inc.	

013

**SCHEDULE Y**

**PART 1A - DETAIL OF INSURANCE HOLDING COMPANY SYSTEM**

1	2	3	4	5	6	7	8	9	10	11	12	13	14	15
Group Code	Group Name	NAIC Company Code	ID Number	Federal RSSD	CIK	Name of Securities Exchange if Publicly Traded (U.S. or International)	Names of Parent, Subsidiaries or Affiliates	Domiciliary Location	Relationship to Reporting Entity	Directly Controlled by (Name of Entity/Person)	Type of Control (Ownership Board, Management Attorney-in-Fact, Influence, Other)	If Control is Ownership Provide Percentage	Ultimate Controlling Entity(ies)/Person(s)	*
0241	MetLife	00000		4254445			MetLife Latin America Asesorias e Inversiones Limitada (Chile)	CHL	NIA	Metropolitan Life Insurance Company	Ownership	99.990	MetLife, Inc.	
0241	MetLife	00000		4254445			MetLife Latin America Asesorias e Inversiones Limitada (Chile)	CHL	NIA	23rd Street Investments, Inc.	Ownership	0.010	MetLife, Inc.	
0241	MetLife	00000	86-1176467				MEX DF Properties, LLC	DE	NIA	Metropolitan Life Insurance Company	Ownership	100.000	MetLife, Inc.	
0241	MetLife	00000					LAR Vivienda XVII, S. de. R. L. de C.V.	MEX	NIA	MEX DF Properties, LLC	Ownership	99.990	MetLife, Inc.	
0241	MetLife	00000					LAR Vivienda XVII, S. de. R. L. de C.V.	MEX	NIA	Euro CL Investments LLC	Ownership	0.010	MetLife, Inc.	
0241	MetLife	00000	55-0891973				Corporate Real Estate Holdings, LLC	DE	NIA	Metropolitan Life Insurance Company	Ownership	100.000	MetLife, Inc.	
0241	MetLife	00000					WFP 1000 Holding Company GP, LLC	DE	NIA	Metropolitan Life Insurance Company	Ownership	100.000	MetLife, Inc.	
0241	MetLife	00000					MSV Irvine Property, LLC	DE	NIA	Metropolitan Life Insurance Company	Ownership	96.000	MetLife, Inc.	
0241	MetLife	00000					MSV Irvine Property, LLC	DE	NIA	Metropolitan Tower Realty Company, Inc.	Ownership	4.000	MetLife, Inc.	
0241	MetLife	00000	98-0445386	4254696			Ten Park SPC	CYM	NIA	Metropolitan Life Insurance Company	Ownership	99.000	MetLife, Inc.	
0241	MetLife	00000	98-0445386	4254696			Ten Park SPC	CYM	NIA	23rd Street Investments, Inc.	Ownership	1.000	MetLife, Inc.	
0241	MetLife	00000	13-3619870				23rd Street Investments, Inc.	DE	NIA	Metropolitan Life Insurance Company	Ownership	100.000	MetLife, Inc.	
0241	MetLife	00000	06-1193029				MetLife Capital Credit L.P.	DE	NIA	Metropolitan Life Insurance Company	Ownership	99.000	MetLife, Inc.	
0241	MetLife	00000	06-1193029				MetLife Capital Credit L.P.	DE	NIA	23rd Street Investments, Inc.	Ownership	1.000	MetLife, Inc.	
0241	MetLife	00000	91-1273824				MetLife Capital, Limited Partnership	DE	NIA	Metropolitan Life Insurance Company	Ownership	99.000	MetLife, Inc.	
0241	MetLife	00000	91-1273824				MetLife Capital, Limited Partnership	DE	NIA	23rd Street Investments, Inc.	Ownership	1.000	MetLife, Inc.	
0241	MetLife	00000					Long Island Solar Farm, LLC	DE	NIA	MetLife Renewables Holding, LLC	Ownership	9.610	MetLife, Inc.	
0241	MetLife	00000					Long Island Solar Farm, LLC	DE	NIA	MetLife Capital, Limited Partnership	Ownership	90.390	MetLife, Inc.	
0241	MetLife	00000	43-1822723	4275507			Missouri Reinsurance, Inc.	CYM	IA	Metropolitan Life Insurance Company	Ownership	100.000	MetLife, Inc.	
0241	MetLife	00000	13-3237278				MetLife Holdings, Inc.	DE	NIA	Metropolitan Life Insurance Company	Ownership	100.000	MetLife, Inc.	
0241	MetLife	00000	13-3237275				MetLife Credit Corp.	DE	NIA	MetLife Holdings, Inc. (DE)	Ownership	100.000	MetLife, Inc.	
0241	MetLife	00000	13-3237277				MetLife Funding, Inc.	DE	NIA	MetLife Holdings, Inc. (DE)	Ownership	100.000	MetLife, Inc.	
0241	MetLife	00000					85 Broad Street Mezzanine LLC	DE	NIA	Metropolitan Life Insurance Company	Ownership	100.000	MetLife, Inc.	
0241	MetLife	00000	46-5563450				Buford Logistics Center, LLC	DE	NIA	Metropolitan Life Insurance Company	Ownership	100.000	MetLife, Inc.	
0241	MetLife	00000					MetLife Park Tower Member, LLC	DE	NIA	Metropolitan Life Insurance Company	Ownership	100.000	MetLife, Inc.	
0241	MetLife	00000	47-5505232				Park Tower REIT, Inc.	DE	NIA	MetLife Park Tower Member, LLC	Ownership	100.000	MetLife, Inc.	
0241	MetLife	00000					Park Tower JV Member, LLC	DE	NIA	Park Tower REIT, Inc.	Ownership	100.000	MetLife, Inc.	
0241	MetLife	00000	13-3170235				Metropolitan Tower Realty Company, Inc.	DE	NIA	Metropolitan Life Insurance Company	Ownership	100.000	MetLife, Inc.	
0241	MetLife	00000	01-0855028				Midtown Heights, LLC	DE	NIA	Metropolitan Tower Realty Company, Inc.	Ownership	100.000	MetLife, Inc.	
0241	MetLife	00000	95-4656835				Headland-Pacific Palisades, LLC	CA	NIA	Metropolitan Life Insurance Company	Ownership	100.000	MetLife, Inc.	
0241	MetLife	00000	95-4146440				Headland Properties Associates	CA	NIA	Metropolitan Life Insurance Company	Ownership	99.000	MetLife, Inc.	
0241	MetLife	00000	95-4146440				Headland Properties Associates	CA	NIA	Headland-Pacific Palisades, LLC	Ownership	1.000	MetLife, Inc.	
0241	MetLife	00000	43-6026902				White Oak Royalty Company	OK	NIA	Metropolitan Life Insurance Company	Ownership	100.000	MetLife, Inc.	
0241	MetLife	00000	30-0777814				Marketplace Residences, LLC	DE	NIA	Metropolitan Life Insurance Company	Ownership	100.000	MetLife, Inc.	

Q13.1

**SCHEDULE Y**

**PART 1A - DETAIL OF INSURANCE HOLDING COMPANY SYSTEM**

1	2	3	4	5	6	7	8	9	10	11	12	13	14	15
Group Code	Group Name	NAIC Company Code	ID Number	Federal RSSD	CIK	Name of Securities Exchange if Publicly Traded (U.S. or International)	Names of Parent, Subsidiaries or Affiliates	Domiciliary Location	Relationship to Reporting Entity	Directly Controlled by (Name of Entity/Person)	Type of Control (Ownership Board, Management Attorney-in-Fact, Influence, Other)	If Control is Ownership Provide Percentage	Ultimate Controlling Entity(ies)/Person(s)	*
0241	MetLife	00000	26-2853672				MLIC Asset Holdings LLC	DE	NIA	Metropolitan Life Insurance Company	Ownership	100.000	MetLife, Inc.	
0241	MetLife	00000					MetLife Properties Ventures, LLC	DE	NIA	Metropolitan Life Insurance Company	Ownership	100.000	MetLife, Inc.	
0241	MetLife	00000					Citypoint Holdings II Limited (UK)	GBR	NIA	MetLife Properties Ventures, LLC	Ownership	100.000	MetLife, Inc.	
0241	MetLife	91626	04-2708937		1030011		New England Life Insurance Company	MA	RE	Metropolitan Life Insurance Company	Ownership	100.000	MetLife, Inc.	
0241	MetLife	00000	22-2375428				Transmountain Land & Livestock Company	MT	NIA	Metropolitan Life Insurance Company	Ownership	100.000	MetLife, Inc.	
0241	MetLife	00000	34-1650967				Hyatt Legal Plans, Inc.	DE	NIA	Metropolitan Life Insurance Company	Ownership	100.000	MetLife, Inc.	
0241	MetLife	00000	34-1631590				Hyatt Legal Plans of Florida, Inc.	FL	NIA	Hyatt Legal Plans, Inc.	Ownership	100.000	MetLife, Inc.	
0241	MetLife	00000	27-0226554				MLIC Asset Holdings II LLC	DE	NIA	Metropolitan Life Insurance Company	Ownership	100.000	MetLife, Inc.	
0241	MetLife	00000	30-0756430				El Conquistador MAH II LLC	DE	NIA	MLIC Asset Holdings II LLC	Ownership	100.000	MetLife, Inc.	
0241	MetLife	00000	80-0868980				Mansell Office LLC	DE	NIA	MLIC Asset Holdings II LLC	Ownership	73.028	MetLife, Inc.	
0241	MetLife	00000	80-0868980				Mansell Office LLC	DE	NIA	MLIC CB Holdings LLC	Ownership	26.972	MetLife, Inc.	
0241	MetLife	00000	80-0869135				Mansell Retail LLC	DE	NIA	MLIC Asset Holdings II LLC	Ownership	73.028	MetLife, Inc.	
0241	MetLife	00000	80-0869135				Mansell Retail LLC	DE	NIA	MLIC CB Holdings LLC	Ownership	26.972	MetLife, Inc.	
0241	MetLife	00000					MetLife RC SF Member, LLC	DE	NIA	Metropolitan Life Insurance Company	Ownership	100.000	MetLife, Inc.	
0241	MetLife	00000	20-3221642				MetLife Mall Ventures Limited Partnership	DE	NIA	Metropolitan Life Insurance Company	Ownership	99.000	MetLife, Inc.	
0241	MetLife	00000	20-3221642				MetLife Mall Ventures Limited Partnership	DE	NIA	Metropolitan Tower Realty Company, Inc.	Ownership	1.000	MetLife, Inc.	
0241	MetLife	00000	20-8868348				Ashton Judiciary Square, LLC	DE	NIA	Metropolitan Life Insurance Company	Ownership	100.000	MetLife, Inc.	
0241	MetLife	00000	20-8349277				Sandpiper Cove Associates, LLC	DE	NIA	Metropolitan Life Insurance Company	Ownership	90.590	MetLife, Inc.	
0241	MetLife	00000	20-8349277				Sandpiper Cove Associates, LLC	DE	NIA	Metropolitan Tower Realty Company, Inc.	Ownership	9.410	MetLife, Inc.	
0241	MetLife	00000	20-3305615				1900 McKinney Properties, LP	DE	NIA	Metropolitan Life Insurance Company	Ownership	99.900	MetLife, Inc.	
0241	MetLife	00000	20-3305615				1900 McKinney Properties, LP	DE	NIA	Metropolitan Tower Realty Company, Inc.	Ownership	0.100	MetLife, Inc.	
0241	MetLife	00000	13-4047186				MetLife Tower Resources Group, Inc.	DE	NIA	Metropolitan Life Insurance Company	Ownership	100.000	MetLife, Inc.	
0241	MetLife	00000	75-2085469				Para-Met Plaza Associates	FL	NIA	Metropolitan Life Insurance Company	Ownership	75.000	MetLife, Inc.	
0241	MetLife	00000	75-2085469				Para-Met Plaza Associates	FL	NIA	Metropolitan Tower Realty Company, Inc.	Ownership	25.000	MetLife, Inc.	
0241	MetLife	00000					Housing Fund Manager, LLC	DE	NIA	Metropolitan Life Insurance Company	Ownership	100.000	MetLife, Inc.	
0241	MetLife	00000	26-0405155				MTC Fund I, LLC	DE	NIA	Housing Fund Manager, LLC	Management		MetLife, Inc.	
0241	MetLife	00000					MTC Fund II, LLC	DE	NIA	Housing Fund Manager, LLC	Management		MetLife, Inc.	
0241	MetLife	00000	14-2013939				MTC Fund III, LLC	DE	NIA	Housing Fund Manager, LLC	Management		MetLife, Inc.	
0241	MetLife	00000	13-4078322				334 Madison Euro Investments, Inc.	DE	NIA	Metropolitan Life Insurance Company	Ownership	100.000	MetLife, Inc.	
0241	MetLife	00000		4254454			St. James Fleet Investments Two Limited	CYM	NIA	Metropolitan Life Insurance Company	Ownership	100.000	MetLife, Inc.	
0241	MetLife	00000		4254472			Park Twenty Three Investments Company (UK)	GBR	NIA	St. James Fleet Investments Two Limited	Ownership	100.000	MetLife, Inc.	
0241	MetLife	00000		4254481			Convent Station Euro Investments Four Company (UK)	GBR	NIA	Park Twenty Three Investments Company	Ownership	100.000	MetLife, Inc.	
0241	MetLife	00000		4254520			OMI MLIC Investments Limited	CYM	NIA	Convent Station Euro Investments Four Company	Ownership	100.000	MetLife, Inc.	
0241	MetLife	63665	43-0285930		728240		General American Life Insurance Company	MO	IA	Metropolitan Life Insurance Company	Ownership	100.000	MetLife, Inc.	

Q13.2

# SCHEDULE Y

## PART 1A - DETAIL OF INSURANCE HOLDING COMPANY SYSTEM

1	2	3	4	5	6	7	8	9	10	11	12	13	14	15
Group Code	Group Name	NAIC Company Code	ID Number	Federal RSSD	CIK	Name of Securities Exchange if Publicly Traded (U.S. or International)	Names of Parent, Subsidiaries or Affiliates	Domiciliary Location	Relationship to Reporting Entity	Directly Controlled by (Name of Entity/Person)	Type of Control (Ownership Board, Management Attorney-in-Fact, Influence, Other)	If Control is Ownership Provide Percentage	Ultimate Controlling Entity(ies)/Person(s)	*
0241	MetLife	00000	45-2420223				GALIC Holdings LLC	DE	NIA	General American Life Insurance Company	Ownership	100.000	MetLife, Inc.	
0241	MetLife	00000	46-3608641				ML Swan Mezz, LLC	DE	NIA	Metropolitan Life Insurance Company	Ownership	100.000	MetLife, Inc.	
0241	MetLife	00000	46-3589015				ML Swan GP, LLC	DE	NIA	ML Swan Mezz, LLC	Ownership	100.000	MetLife, Inc.	
0241	MetLife	00000	46-3616798				ML Dolphin Mezz, LLC	DE	NIA	Metropolitan Life Insurance Company	Ownership	100.000	MetLife, Inc.	
0241	MetLife	00000	46-3593573				ML Dolphin GP, LLC	DE	NIA	ML Dolphin Mezz, LLC	Ownership	100.000	MetLife, Inc.	
0241	MetLife	00000					Haskell East Village, LLC	DE	NIA	Metropolitan Life Insurance Company	Ownership	100.000	MetLife, Inc.	
0241	MetLife	00000	46-3426206				MetLife Cabo Hilton Member, LLC	DE	NIA	Metropolitan Life Insurance Company	Ownership	54.129	MetLife, Inc.	
0241	MetLife	00000	46-3426206				MetLife Cabo Hilton Member, LLC	DE	NIA	General American Life Insurance Company	Ownership	16.900	MetLife, Inc.	
0241	MetLife	00000	46-3426206				MetLife Cabo Hilton Member, LLC	DE	NIA	MetLife Insurance Company USA	Ownership	28.971	MetLife, Inc.	
0241	MetLife	00000	46-0803970				MetLife CC Member, LLC	DE	NIA	Metropolitan Life Insurance Company	Ownership	95.122	MetLife, Inc.	
0241	MetLife	00000	46-0803970				MetLife CC Member, LLC	DE	NIA	General American Life Insurance Company	Ownership	4.878	MetLife, Inc.	
0241	MetLife	00000	13-5581829				MetLife SP Holdings, LLC	DE	NIA	Metropolitan Life Insurance Company	Ownership	100.000	MetLife, Inc.	
0241	MetLife	00000	80-0821598				Oconee Hotel Company, LLC	DE	NIA	Metropolitan Life Insurance Company	Ownership	100.000	MetLife, Inc.	
0241	MetLife	00000	80-0823015				Oconee Land Company, LLC	DE	NIA	Metropolitan Life Insurance Company	Ownership	100.000	MetLife, Inc.	
0241	MetLife	00000	80-0823413				Oconee Land Development Company, LLC	DE	NIA	Oconee Land Company, LLC	Ownership	100.000	MetLife, Inc.	
0241	MetLife	00000	90-0853553				Oconee Golf Company, LLC	DE	NIA	Oconee Land Company, LLC	Ownership	100.000	MetLife, Inc.	
0241	MetLife	00000	37-1694299				Oconee Marina Company, LLC	DE	NIA	Oconee Land Company, LLC	Ownership	100.000	MetLife, Inc.	
0241	MetLife	00000					1201 TAB Manager, LLC	DE	NIA	Metropolitan Life Insurance Company	Ownership	100.000	MetLife, Inc.	
0241	MetLife	00000					MetLife 1201 TAB Member, LLC	DE	NIA	Metropolitan Life Insurance Company	Ownership	96.900	MetLife, Inc.	
0241	MetLife	00000					MetLife 1201 TAB Member, LLC	DE	NIA	Metropolitan Property and Casualty Insurance Company	Ownership	3.100	MetLife, Inc.	
0241	MetLife	00000					MetLife LHH Member, LLC	DE	NIA	Metropolitan Life Insurance Company	Ownership	99.000	MetLife, Inc.	
0241	MetLife	00000					MetLife LHH Member, LLC	DE	NIA	General American Life Insurance Company	Ownership	1.000	MetLife, Inc.	
0241	MetLife	00000	20-1035937				Riverway Residential, LP	DE	NIA	Metropolitan Life Insurance Company	Ownership	99.900	MetLife, Inc.	
0241	MetLife	00000	20-1035937				Riverway Residential, LP	DE	NIA	Metropolitan Tower Realty Company, Inc	Ownership	0.100	MetLife, Inc.	
0241	MetLife	00000	20-8355996				Ardrey Kell Townhomes, LLC	DE	NIA	Metropolitan Life Insurance Company	Ownership	100.000	MetLife, Inc.	
0241	MetLife	00000	26-1762232				Boulevard Residential, LLC	DE	NIA	Metropolitan Life Insurance Company	Ownership	100.000	MetLife, Inc.	
0241	MetLife	00000	46-4158087				MetLife 555 12th Member, LLC	DE	NIA	Metropolitan Life Insurance Company	Ownership	94.600	MetLife, Inc.	
0241	MetLife	00000	46-4158087				MetLife 555 12th Member, LLC	DE	NIA	General American Life Insurance Company	Ownership	5.400	MetLife, Inc.	
0241	MetLife	00000	47-2085444				ML-AI MetLife Member 2, LLC	DE	NIA	Metropolitan Life Insurance Company	Ownership	98.970	MetLife, Inc.	
0241	MetLife	00000	47-2085444				ML-AI MetLife Member 2, LLC	DE	NIA	General American Life Insurance Company	Ownership	1.030	MetLife, Inc.	
0241	MetLife	00000					ML-AI MetLife Member 3, LLC	DE	NIA	Metropolitan Life Insurance Company	Ownership	100.000	MetLife, Inc.	
0241	MetLife	00000					MetLife ConSquare Member, LLC (DE)	DE	NIA	Metropolitan Life Insurance Company	Ownership	100.000	MetLife, Inc.	
0241	MetLife	00000	81-0770888				MetLife Treat Towers Member, LLC	DE	NIA	Metropolitan Life Insurance Company	Ownership	100.000	MetLife, Inc.	
0241	MetLife	00000	46-4133357				ML Bridgeside Apartments, LLC	DE	NIA	Metropolitan Life Insurance Company	Ownership	100.000	MetLife, Inc.	
0241	MetLife	00000					MetLife Camino Ramon Member, LLC	DE	NIA	General American Life Insurance Company	Ownership	1.000	MetLife, Inc.	
0241	MetLife	00000					MetLife Camino Ramon Member, LLC	DE	NIA	Metropolitan Life Insurance Company	Ownership	99.000	MetLife, Inc.	

Q13.3

# SCHEDULE Y

## PART 1A - DETAIL OF INSURANCE HOLDING COMPANY SYSTEM

1	2	3	4	5	6	7	8	9	10	11	12	13	14	15
Group Code	Group Name	NAIC Company Code	ID Number	Federal RSSD	CIK	Name of Securities Exchange if Publicly Traded (U.S. or International)	Names of Parent, Subsidiaries or Affiliates	Domiciliary Location	Relationship to Reporting Entity	Directly Controlled by (Name of Entity/Person)	Type of Control (Ownership Board, Management Attorney-in-Fact, Influence, Other)	If Control is Ownership Provide Percentage	Ultimate Controlling Entity(ies)/Person(s)	*
0241	MetLife	00000	46-4255167				ML Terraces, LLC	DE	NIA	Metropolitan Life Insurance Company	Ownership	100.000	MetLife, Inc.	
0241	MetLife	00000					MetLife CB W/A, LLC	DE	NIA	Metropolitan Life Insurance Company	Ownership	100.000	MetLife, Inc.	
0241	MetLife	00000	47-1970965				ML New River Village III, LLC	DE	NIA	Metropolitan Life Insurance Company	Ownership	100.000	MetLife, Inc.	
0241	MetLife	00000					MetLife 1007 Stewart, LLC	DE	NIA	Metropolitan Life Insurance Company	Ownership	100.000	MetLife, Inc.	
0241	MetLife	00000					Chestnut Flats Wind, LLC	DE	NIA	Metropolitan Life Insurance Company	Ownership	100.000	MetLife, Inc.	
0241	MetLife	00000					MetLife 425 MKT Member, LLC	DE	NIA	Metropolitan Life Insurance Company	Ownership	100.000	MetLife, Inc.	
0241	MetLife	00000	46-4229772				MetLife THR Investor, LLC	DE	NIA	Metropolitan Life Insurance Company	Ownership	99.000	MetLife, Inc.	
0241	MetLife	00000	46-4229772				MetLife THR Investor, LLC	DE	NIA	General American Life Insurance Company	Ownership	1.000	MetLife, Inc.	
0241	MetLife	00000					MetLife OFC Member, LLC	DE	NIA	Metropolitan Life Insurance Company	Ownership	100.000	MetLife, Inc.	
0241	MetLife	00000	47-1256270				MetLife OBS Member, LLC	DE	NIA	Metropolitan Life Insurance Company	Ownership	100.000	MetLife, Inc.	
0241	MetLife	00000					MetLife FM Hotel Member, LLC	DE	NIA	Metropolitan Life Insurance Company	Ownership	100.000	MetLife, Inc.	
0241	MetLife	00000					LHCW Holdings (U.S.) LLC	DE	NIA	MetLife FM Hotel Member, LLC	Ownership	100.000	MetLife, Inc.	
0241	MetLife	00000					LHC Holdings (U.S.) LLC	DE	NIA	LHCW Holdings (U.S.) LLC	Ownership	100.000	MetLife, Inc.	
0241	MetLife	00000					LHCW Hotel Holding (U.S.) LLC	DE	NIA	LHC Holdings (U.S.) LLC	Ownership	100.000	MetLife, Inc.	
0241	MetLife	00000					LHCW Hotel Holding (2002) LLC	DE	NIA	LHCW Hotel Holding (U.S.) LLC	Ownership	100.000	MetLife, Inc.	
0241	MetLife	00000					LHCW Hotel Operating Company (2002) LLC	DE	NIA	LHCW Hotel Holding (U.S.) LLC	Ownership	100.000	MetLife, Inc.	
0241	MetLife	00000	46-4584166				ML Southmore, LLC	DE	NIA	Metropolitan Life Insurance Company	Ownership	99.000	MetLife, Inc.	
0241	MetLife	00000	46-4584166				ML Southmore, LLC	DE	NIA	General American Life Insurance Company	Ownership	1.000	MetLife, Inc.	
0241	MetLife	00000					MetLife HCMJV 1 GP, LLC	DE	NIA	Metropolitan Life Insurance Company	Ownership	100.000	MetLife, Inc.	
0241	MetLife	00000					ML-AI MetLife Member 1, LLC	DE	NIA	Metropolitan Life Insurance Company	Ownership	95.199	MetLife, Inc.	
0241	MetLife	00000					ML-AI MetLife Member 1, LLC	DE	NIA	Metropolitan Property and Casualty Insurance Company	Ownership	4.801	MetLife, Inc.	
0241	MetLife	00000	13-3759652	3166279			MetLife International Holdings, LLC	DE	NIA	MetLife Global Holding Company II GmbH (Swiss II)	Ownership	100.000	MetLife, Inc.	
0241	MetLife	00000	13-3953333	3166372			Natloportem Holdings, LLC	DE	NIA	MetLife International Holdings, LLC	Ownership	100.000	MetLife, Inc.	
0241	MetLife	00000		3166402			Excelencia Operativa y Tecnologica, S.A. de C.V. (Mexico)	MEX	NIA	Natloportem Holdings, LLC	Ownership	99.000	MetLife, Inc.	
0241	MetLife	00000		3166402			Excelencia Operativa y Tecnologica, S.A. de C.V. (Mexico)	MEX	NIA	MetLife Mexico Servicios, S.A. de C.V.	Ownership	1.000	MetLife, Inc.	
0241	MetLife	00000		3373705			MLA Comercial, S.A. de C.V. (Mexico)	MEX	NIA	Excelencia Operativa y Tecnologica, S.A. de C.V.	Ownership	99.000	MetLife, Inc.	
0241	MetLife	00000		3373705			MLA Comercial, S.A. de C.V. (Mexico)	MEX	NIA	MetLife Mexico Servicios, S.A. de C.V.	Ownership	1.000	MetLife, Inc.	
0241	MetLife	00000		3373714			MLA Servicios S.A. de C.V. (Mexico)	MEX	NIA	Excelencia Operativa y Tecnologica, S.A. de C.V.	Ownership	99.000	MetLife, Inc.	
0241	MetLife	00000		3373714			MLA Servicios S.A. de C.V. (Mexico)	MEX	NIA	MetLife Mexico Servicios, S.A. de C.V.	Ownership	1.000	MetLife, Inc.	
0241	MetLife	00000		4240907			MM Global Operations Support Center, S.A. de C.V.	MEX	NIA	MetLife Global Holding Company II GmbH (Swiss II)	Ownership	100.000	MetLife, Inc.	

Q13.4

# SCHEDULE Y

## PART 1A - DETAIL OF INSURANCE HOLDING COMPANY SYSTEM

1	2	3	4	5	6	7	8	9	10	11	12	13	14	15
Group Code	Group Name	NAIC Company Code	ID Number	Federal RSSD	CIK	Name of Securities Exchange if Publicly Traded (U.S. or International)	Names of Parent, Subsidiaries or Affiliates	Domiciliary Location	Relationship to Reporting Entity	Directly Controlled by (Name of Entity/Person)	Type of Control (Ownership Board, Management Attorney-in-Fact, Influence, Other)	If Control is Ownership Provide Percentage	Ultimate Controlling Entity(ies)/Person(s)	*
0241	MetLife	00000		4240907			MM Global Operations Support Center, S.A. de C.V.	MEX	NIA	MetLife Global Holding Company I GmbH (Swiss II)	Ownership		MetLife, Inc.	
0241	MetLife	00000		4254995			Fundacion MetLife Mexico, A.C.	MEX	NIA	MM Global Operations Support Center, S.A. de C.V., S.A. de C.V.	Ownership	100.000	MetLife, Inc.	
0241	MetLife	00000		3166318			Metropolitan Life Seguros e Previdencia Privada S.A. (Brazil)	BRA	IA	MetLife International Holdings, LLC	Ownership	66.662	MetLife, Inc.	
0241	MetLife	00000		3166318			Metropolitan Life Seguros e Previdencia Privada S.A. (Brazil)	BRA	IA	MetLife Worldwide Holdings, LLC	Ownership	33.337	MetLife, Inc.	
0241	MetLife	00000		3166318			Metropolitan Life Seguros e Previdencia Privada S.A. (Brazil)	BRA	IA	Natiloportem Holdings, LLC	Ownership	0.001	MetLife, Inc.	
0241	MetLife	00000		4191616			MetLife Ireland Holdings One Limited	IRL	NIA	MetLife International Holdings, LLC	Ownership	100.000	MetLife, Inc.	
0241	MetLife	00000		4189846			MetLife Global Holdings Corporation S.A. de C.V. (Mexico)	MEX	NIA	MetLife Ireland Holdings One Limited	Ownership	98.900	MetLife, Inc.	
0241	MetLife	00000		4189846			MetLife Global Holdings Corporation S.A. de C.V. (Mexico)	MEX	NIA	MetLife International Limited, LLC	Ownership	1.100	MetLife, Inc.	
0241	MetLife	00000	13-3047691				Metropolitan Global Management, LLC	IRL	NIA	MetLife Global Holdings Corporation S.A. de C.V.	Ownership	99.700	MetLife, Inc.	
0241	MetLife	00000	13-3047691				Metropolitan Global Management, LLC	IRL	NIA	MetLife International Holdings, LLC	Ownership	0.300	MetLife, Inc.	
0241	MetLife	00000	AA-2730030	3165740			MetLife Mexico Holding S. de R.L. de C.V.	MEX	IA	Metropolitan Global Management, LLC	Ownership	100.000	MetLife, Inc.	
0241	MetLife	00000	AA-2730030	3165740			MetLife Mexico Holding S. de R.L. de C.V.	MEX	IA	Excelencia Operativa y Tecnologica, S.A. de C.V.	Ownership		MetLife, Inc.	
0241	MetLife	00000	AA-2730030	3165740			MetLife Mexico S.A.	MEX	IA	Metropolitan Global Management, LLC	Ownership	99.050	MetLife, Inc.	
0241	MetLife	00000	AA-2730030	3165740			MetLife Mexico S.A.	MEX	IA	MetLife International Holdings, LLC	Ownership	0.950	MetLife, Inc.	
0241	MetLife	00000		4255291			MetLife Afore, S.A. de C.V. (Mexico)	MEX	IA	MetLife Mexico S.A.	Ownership	99.990	MetLife, Inc.	
0241	MetLife	00000		4255291			MetLife Afore, S.A. de C.V. (Mexico)	MEX	IA	MetLife Pensiones S.A.	Ownership	0.010	MetLife, Inc.	
0241	MetLife	00000		4241061			ML Capacitacion Comercial S.A. de C.V. (Mexico)	MEX	NIA	MetLife Mexico S.A.	Ownership	99.000	MetLife, Inc.	
0241	MetLife	00000		4241061			ML Capacitacion Comercial S.A. de C.V. (Mexico)	MEX	NIA	MetLife Mexico Servicios, S.A. de C.V.	Ownership	1.000	MetLife, Inc.	
0241	MetLife	00000		4255303			MetA SIEFORE Adicional, S.A. de C.V. (Mexico)	MEX	NIA	MetLife Afore, S.A. de C.V.	Ownership	99.990	MetLife, Inc.	
0241	MetLife	00000		4255303			MetA SIEFORE Adicional, S.A. de C.V. (Mexico)	MEX	NIA	MetLife Mexico S.A.	Ownership	0.010	MetLife, Inc.	
0241	MetLife	00000		4255415			Met1 SIEFORE, S.A. de C.V. (Mexico)	MEX	NIA	MetLife Afore, S.A. de C.V.	Ownership	99.990	MetLife, Inc.	
0241	MetLife	00000		4255415			Met1 SIEFORE, S.A. de C.V. (Mexico)	MEX	NIA	MetLife Mexico S.A.	Ownership	0.010	MetLife, Inc.	
0241	MetLife	00000		4255844			Met2 SIEFORE, S.A. de C.V. (Mexico)	MEX	NIA	MetLife Afore, S.A. de C.V.	Ownership	99.990	MetLife, Inc.	
0241	MetLife	00000		4255844			Met2 SIEFORE, S.A. de C.V. (Mexico)	MEX	NIA	MetLife Mexico S.A.	Ownership	0.010	MetLife, Inc.	

Q13.5

**SCHEDULE Y**

**PART 1A - DETAIL OF INSURANCE HOLDING COMPANY SYSTEM**

1	2	3	4	5	6	7	8	9	10	11	12	13	14	15
Group Code	Group Name	NAIC Company Code	ID Number	Federal RSSD	CIK	Name of Securities Exchange if Publicly Traded (U.S. or International)	Names of Parent, Subsidiaries or Affiliates	Domiciliary Location	Relationship to Reporting Entity	Directly Controlled by (Name of Entity/Person)	Type of Control (Ownership Board, Management Attorney-in-Fact, Influence, Other)	If Control is Ownership Provide Percentage	Ultimate Controlling Entity(ies)/Person(s)	*
0241	MetLife	00000		4255394			Met3 SIEFORE Basica, S.A. de C.V. (Mexico)	MEX	NIA	MetLife Afore, S.A. de C.V.	Ownership	99.990	MetLife, Inc.	
0241	MetLife	00000		4255394			Met3 SIEFORE Basica, S.A. de C.V. (Mexico)	MEX	NIA	MetLife Mexico S.A.	Ownership	0.010	MetLife, Inc.	
0241	MetLife	00000		4255385			Met4 SIEFORE, S.A. de C.V. (Mexico)	MEX	NIA	MetLife Afore, S.A. de C.V.	Ownership	99.990	MetLife, Inc.	
0241	MetLife	00000		4255385			Met4 SIEFORE, S.A. de C.V. (Mexico)	MEX	NIA	MetLife Mexico S.A.	Ownership	0.010	MetLife, Inc.	
0241	MetLife	00000		4255376			Met0 SIEFORE Adicional, S.A. de C.V. (Mexico)	MEX	NIA	MetLife Afore, S.A. de C.V.	Ownership	99.990	MetLife, Inc.	
0241	MetLife	00000		4255376			Met0 SIEFORE Adicional, S.A. de C.V. (Mexico)	MEX	NIA	MetLife Mexico S.A.	Ownership	0.010	MetLife, Inc.	
0241	MetLife	00000		3165795			MetLife Pensiones Mexico S.A.	MEX	IA	MetLife Global Management, LLC	Ownership	97.513	MetLife, Inc.	
0241	MetLife	00000		3165795			MetLife Pensiones Mexico S.A.	MEX	IA	MetLife International Holdings, LLC	Ownership	2.488	MetLife, Inc.	
0241	MetLife	00000		3267390			MetLife Mexico Servicios S.A. de C.V.	MEX	NIA	MetLife Global Management, LLC	Ownership	98.000	MetLife, Inc.	
0241	MetLife	00000		3267390			MetLife Mexico Servicios S.A. de C.V.	MEX	NIA	MetLife International Holdings, LLC	Ownership	2.000	MetLife, Inc.	
0241	MetLife	00000	AA-5420018	3166288			MetLife Insurance Company of Korea Limited	KOR	IA	MetLife Mexico S.A.	Ownership	14.640	MetLife, Inc.	
0241	MetLife	00000	AA-5420018	3166288			MetLife Insurance Company of Korea Limited	KOR	IA	Metropolitan Global Management , LLC	Ownership	85.360	MetLife, Inc.	
0241	MetLife	00000		4200880			MetLife Ireland Treasury Limited	IRL	NIA	MetLife Global Holdings Corporation S.A. de C.V.	Ownership	100.000	MetLife, Inc.	
0241	MetLife	00000	AA-1930041	1173714			MetLife Insurance Limited (Australia)	AUS	IA	MetLife Ireland Treasury Limited	Ownership	91.165	MetLife, Inc.	
0241	MetLife	00000	AA-1930041	1173714			MetLife Insurance Limited (Australia)	AUS	IA	MetLife Global Holdings Corporation S.A. de C.V.	Ownership	8.835	MetLife, Inc.	
0241	MetLife	00000					The Direct Call Center PTY Limited (Australia)	AUS	NIA	MetLife Insurance Limited (Australia)	Ownership	100.000	MetLife, Inc.	
0241	MetLife	00000		4239358			MetLife Investments PTY Limited (Australia)	AUS	NIA	MetLife Insurance Limited (Australia)	Ownership	100.000	MetLife, Inc.	
0241	MetLife	00000		4239367			MetLife Insurance and Investment Trust (Australia)	AUS	NIA	MetLife Investments PTY Limited	Ownership	100.000	MetLife, Inc.	
0241	MetLife	00000		1173732			MetLife General Insurance Limited (Australia)	AUS	IA	MetLife Ireland Treasury Limited	Ownership	100.000	MetLife, Inc.	
0241	MetLife	00000					MetLife International Limited, LLC (DE)	DE	NIA	MetLife International Holdings, LLC	Ownership	100.000	MetLife, Inc.	
0241	MetLife	00000					AmMetLife Insurance Berhad	MYS	IA	MetLife International Holdings, LLC	Ownership	50.000	MetLife, Inc.	
0241	MetLife	00000					MAXIS GBN S.A.S.	FRA	NIA	MetLife International Holdings, LLC	Ownership	50.000	MetLife, Inc.	
0241	MetLife	00000	AA-5480033				AmMetLife Takaful Berhad	MYS	IA	MetLife International Holdings, LLC	Ownership	50.000	MetLife, Inc.	
0241	MetLife	00000					MetLife Asia Limited (Hong Kong)	HKG	NIA	MetLife International Holdings, LLC	Ownership	100.000	MetLife, Inc.	
0241	MetLife	00000		3166309			Metropolitan Life Insurance Company of Hong Kong Limited	HKG	IA	MetLife International Holdings, LLC	Ownership	99.999	MetLife, Inc.	
0241	MetLife	00000		3166309			Metropolitan Life Insurance Company of Hong Kong Limited	HKG	IA	Natiloportem Holdings, LLC	Ownership	0.001	MetLife, Inc.	
0241	MetLife	00000		4195913			MetLife Planos Odontologicos Ltda. (Brazil)	BRA	IA	MetLife International Holdings, LLC	Ownership	99.999	MetLife, Inc.	
0241	MetLife	00000		4195913			MetLife Planos Odontologicos Ltda. (Brazil)	BRA	IA	Natiloportem Holdings, LLC	Ownership	0.001	MetLife, Inc.	
0241	MetLife	00000	20-5894439	3373639			MetLife Global, Inc.	DE	NIA	MetLife, Inc.	Ownership	100.000	MetLife, Inc.	
0241	MetLife	00000		4189837			Inversiones MetLife Holdco Dos Limitada (Chile)	CHL	NIA	MetLife International Holdings, LLC	Ownership	0.001	MetLife, Inc.	

Q13.6



**SCHEDULE Y**

**PART 1A - DETAIL OF INSURANCE HOLDING COMPANY SYSTEM**

1	2	3	4	5	6	7	8	9	10	11	12	13	14	15
Group Code	Group Name	NAIC Company Code	ID Number	Federal RSSD	CIK	Name of Securities Exchange if Publicly Traded (U.S. or International)	Names of Parent, Subsidiaries or Affiliates	Domiciliary Location	Relationship to Reporting Entity	Directly Controlled by (Name of Entity/Person)	Type of Control (Ownership Board, Management Attorney-in-Fact, Influence, Other)	If Control is Ownership Provide Percentage	Ultimate Controlling Entity(ies)/Person(s)	*
0241	MetLife	00000		4189837			Inversiones MetLife Holdco Dos Limitada (Chile)	CHL	NIA	Natiloportem Holdings, LLC	Ownership		MetLife, Inc.	
0241	MetLife	00000		4189837			Inversiones MetLife Holdco Dos Limitada (Chile)	CHL	NIA	MetLife, Inc.	Ownership	99.999	MetLife, Inc.	
0241	MetLife	00000	AA-2130012	1641857			MetLife Seguros S.A. (Argentina)	ARG	IA	MetLife International Holdings, LLC	Ownership	95.524	MetLife, Inc.	
0241	MetLife	00000	AA-2130012	1641857			MetLife Seguros S.A. (Argentina)	ARG	IA	Natiloportem Holdings, LLC	Ownership	2.675	MetLife, Inc.	
0241	MetLife	00000	AA-2130012	4251145			MetLife Seguros S.A. (Argentina)	ARG	IA	International Technical and Advisory Services Limited (USA-Delaware)	Ownership	1.801	MetLife, Inc.	
0241	MetLife	00000		2327738			Compania Inversora MetLife S.A. (Argentina)	ARG	NIA	MetLife International Holdings, LLC	Ownership	95.460	MetLife, Inc.	
0241	MetLife	00000		2327738			Compania Inversora MetLife S.A. (Argentina)	ARG	NIA	Natiloportem Holdings, LLC	Ownership	4.540	MetLife, Inc.	
0241	MetLife	00000		4247296			MetLife Servicios S.A. (Argentina)	ARG	NIA	Compania Inversora MetLife S.A.	Ownership	18.870	MetLife, Inc.	
0241	MetLife	00000		4247296			MetLife Servicios S.A. (Argentina)	ARG	NIA	MetLife Seguros S.A.	Ownership	79.880	MetLife, Inc.	
0241	MetLife	00000		4247296			MetLife Servicios S.A. (Argentina)	ARG	NIA	Natiloportem Holdings, LLC	Ownership	0.990	MetLife, Inc.	
0241	MetLife	00000		4247296			MetLife Servicios S.A. (Argentina)	ARG	NIA	MetLife Seguros de Retiro S.A.	Ownership	0.260	MetLife, Inc.	
0241	MetLife	00000	06-1597037	2985727			MetLife Worldwide Holdings, LLC	DE	NIA	MetLife International Holdings, LLC	Ownership	100.000	MetLife, Inc.	
0241	MetLife	00000	AA-5324104	3144558			MetLife Limited (Hong Kong)	HKG	IA	MetLife Worldwide Holdings, LLC	Ownership	100.000	MetLife, Inc.	
0241	MetLife	00000					BIDV MetLife Life Insurance Limited Liability Company	VNM	IA	MetLife Limited (Hong Kong)	Ownership	60.000	MetLife, Inc.	
0241	MetLife	00000		2704610			Best Market S.A. (Argentina)	ARG	NIA	MetLife International Holdings, LLC	Ownership	95.000	MetLife, Inc.	
0241	MetLife	00000		2704610			Best Market S.A. (Argentina)	ARG	NIA	Natiloportem Holdings, LLC	Ownership	5.000	MetLife, Inc.	
0241	MetLife	00000	AA-5344102	3166411			PNB MetLife India Insurance Company Limited.	IND	IA	MetLife International Holdings, LLC	Ownership	26.000	MetLife, Inc.	
0241	MetLife	00000	AA-2130046	1388303			MetLife Seguros de Retiro S.A. (Argentina)	ARG	IA	MetLife International Holdings, LLC	Ownership	96.890	MetLife, Inc.	
0241	MetLife	00000	AA-2130046	1388303			MetLife Seguros de Retiro S.A. (Argentina)	ARG	IA	Natiloportem Holdings, LLC	Ownership	3.110	MetLife, Inc.	
0241	MetLife	00000	AA-2130046	4321758			MetLife Seguros de Retiro S.A. (Argentina)	ARG	IA	International Technical and Advisory Services Limited (USA-Delaware)	Ownership		MetLife, Inc.	
0241	MetLife	00000		3373648			MetLife Administradora de Fundos Multipatrocinaados Ltda. (Brazil)	BRA	NIA	MetLife International Holdings, LLC	Ownership	100.000	MetLife, Inc.	
0241	MetLife	00000		3373648			MetLife Administradora de Fundos Multipatrocinaados Ltda. (Brazil)	BRA	NIA	Natiloportem Holdings, LLC	Ownership		MetLife, Inc.	
0241	MetLife	26298	13-2725441	3219728			Metropolitan Property and Casualty Insurance Company	RI	IA	MetLife, Inc.	Ownership	100.000	MetLife, Inc.	
0241	MetLife	39950	22-2342710				Metropolitan General Insurance Company	RI	IA	Metropolitan Property and Casualty Insurance Company	Ownership	100.000	MetLife, Inc.	
0241	MetLife	40169	05-0393243				Metropolitan Casualty Insurance Company	RI	IA	Metropolitan Property and Casualty Insurance Company	Ownership	100.000	MetLife, Inc.	
0241	MetLife	25321	23-1903575				Metropolitan Direct Property and Casualty Insurance Company	RI	IA	Metropolitan Property and Casualty Insurance Company	Ownership	100.000	MetLife, Inc.	

Q13.7

## SCHEDULE Y

### PART 1A - DETAIL OF INSURANCE HOLDING COMPANY SYSTEM

1	2	3	4	5	6	7	8	9	10	11	12	13	14	15
Group Code	Group Name	NAIC Company Code	ID Number	Federal RSSD	CIK	Name of Securities Exchange if Publicly Traded (U.S. or International)	Names of Parent, Subsidiaries or Affiliates	Domiciliary Location	Relationship to Reporting Entity	Directly Controlled by (Name of Entity/Person)	Type of Control (Ownership Board, Management Attorney-in-Fact, Influence, Other)	If Control is Ownership Provide Percentage	Ultimate Controlling Entity(ies)/Person(s)	*
0241.....	MetLife.....	22926...	36-1022580..				Economy Fire & Casualty Company.....	IL.....	IA.....	Metropolitan Property and Casualty Insurance Company	Ownership.....	...100.000	MetLife, Inc.....	
0241.....	MetLife.....	38067...	36-3027848..				Economy Preferred Insurance Company.....	IL.....	IA.....	Economy Fire & Casualty Company.....	Ownership.....	...100.000	MetLife, Inc.....	
0241.....	MetLife.....	40649...	36-3105737..				Economy Premier Assurance Company.....	IL.....	IA.....	Economy Fire & Casualty Company.....	Ownership.....	...100.000	MetLife, Inc.....	
0241.....	MetLife.....	00000...	95-3003951..				MetLife Auto & Home Insurance Agency, Inc....	RI.....	IA.....	Metropolitan Property and Casualty Insurance Company	Ownership.....	...100.000	MetLife, Inc.....	
0241.....	MetLife.....	34339...	13-2915260..				Metropolitan Group Property and Casualty Insurance Company	RI.....	IA.....	Metropolitan Property and Casualty Insurance Company	Ownership.....	...100.000	MetLife, Inc.....	
0241.....	MetLife.....	00000...	05-0476998..				Metropolitan Lloyds, Inc.....	TX.....	NIA.....	Metropolitan Property and Casualty Insurance Company	Ownership.....	...100.000	MetLife, Inc.....	
0241.....	MetLife.....	13938...	75-2483187..				Metropolitan Lloyds Insurance Company of Texas	TX.....	IA.....	Metropolitan Lloyds, Inc.....	Attorney-in-fact..		MetLife, Inc.....	
0241.....	MetLife.....	87726...	06-0566090..	1546103.....	733076.....		MetLife Insurance Company USA.....	DE.....	IA.....	MetLife, Inc.....	Ownership.....	...100.000	MetLife, Inc.....	
0241.....	MetLife.....	00000...	47-4161401..				ML 1065 Hotel, LLC.....	DE.....	NIA.....	MetLife Insurance Company USA.....	Ownership.....	...100.000	MetLife, Inc.....	
0241.....	MetLife.....	00000...					MetLife Renewables Holding, LLC.....	DE.....	NIA.....	MetLife Insurance Company USA.....	Ownership.....	...100.000	MetLife, Inc.....	
0241.....	MetLife.....	00000...					Greater Sandhill I, LLC.....	DE.....	NIA.....	MetLife Renewables Holding, LLC.....	Ownership.....	...100.000	MetLife, Inc.....	
0241.....	MetLife.....	00000...	01-0893117..				Metropolitan Connecticut Properties Ventures, LLC	DE.....	NIA.....	MetLife Insurance Company USA.....	Ownership.....	...100.000	MetLife, Inc.....	
0241.....	MetLife.....	00000...	06-1576470..				One Financial Place Corporation.....	DE.....	NIA.....	MetLife Insurance Company USA.....	Ownership.....	...100.000	MetLife, Inc.....	
0241.....	MetLife.....	00000...					Sino-US United MetLife Insurance Co. Ltd.....	CHN.....	IA.....	MetLife Insurance Company USA.....	Ownership.....	...27.800	MetLife, Inc.....	
0241.....	MetLife.....	00000...					Sino-US United MetLife Insurance Co. Ltd.....	CHN.....	IA.....	Metropolitan Life Insurance Company.....	Ownership.....	...22.200	MetLife, Inc.....	
0241.....	MetLife.....	00000...					Euro TI Investments LLC.....	DE.....	NIA.....	MetLife Insurance Company USA.....	Ownership.....	...100.000	MetLife, Inc.....	
0241.....	MetLife.....	00000...	46-3156033..		0000937869		MetLife USA Assignment Company.....	CT.....	NIA.....	MetLife Insurance Company USA.....	Ownership.....	...100.000	MetLife, Inc.....	
0241.....	MetLife.....	00000...	26-0224429..				Daniel/MetLife Midtown Limited Liability Company	DE.....	NIA.....	MetLife Insurance Company USA.....	Ownership.....	...100.000	MetLife, Inc.....	
0241.....	MetLife.....	00000...	26-0301826..				1075 Peachtree, LLC.....	DE.....	NIA.....	Daniel/MetLife Midtown Limited Liability Company	Ownership.....	...100.000	MetLife, Inc.....	
0241.....	MetLife.....	00000...	27-0227067..				TLA Holdings II LLC.....	DE.....	NIA.....	MetLife Insurance Company USA.....	Ownership.....	...100.000	MetLife, Inc.....	
0241.....	MetLife.....	00000...	27-1320082..				TLA Holdings III LLC.....	DE.....	NIA.....	MetLife Insurance Company USA.....	Ownership.....	...100.000	MetLife, Inc.....	
0241.....	MetLife.....	00000...					TIC European Real Estate LP, LLC.....	DE.....	NIA.....	MetLife Insurance Company USA.....	Ownership.....	...100.000	MetLife, Inc.....	
0241.....	MetLife.....	00000...	20-4607161..				MetLife European Holdings, LLC.....	DE.....	NIA.....	MetLife Insurance Company USA.....	Ownership.....	...100.000	MetLife, Inc.....	
0241.....	MetLife.....	00000...	74-3261395..				TLA Holdings LLC.....	DE.....	NIA.....	MetLife Insurance Company USA.....	Ownership.....	...100.000	MetLife, Inc.....	
0241.....	MetLife.....	00000...	51-0099394..				The Prospect Company.....	DE.....	NIA.....	TLA Holdings LLC.....	Ownership.....	...100.000	MetLife, Inc.....	
0241.....	MetLife.....	00000...					TRAL & Co.....	CT.....	NIA.....	MetLife Insurance Company USA.....	Partnership.....		MetLife, Inc.....	
0241.....	MetLife.....	00000...					Euro TL Investments LLC.....	DE.....	NIA.....	MetLife Insurance Company USA.....	Ownership.....	...100.000	MetLife, Inc.....	
0241.....	MetLife.....	00000...	13-4153151..				MetLife Canadian Property Ventures LLC.....	NY.....	NIA.....	MetLife Insurance Company USA.....	Ownership.....	...100.000	MetLife, Inc.....	
0241.....	MetLife.....	00000...					MetLife Property Ventures Canada ULC.....	CAN.....	NIA.....	MetLife Insurance Company USA.....	Ownership.....	...100.000	MetLife, Inc.....	

Q13.8

**SCHEDULE Y**

**PART 1A - DETAIL OF INSURANCE HOLDING COMPANY SYSTEM**

1	2	3	4	5	6	7	8	9	10	11	12	13	14	15
Group Code	Group Name	NAIC Company Code	ID Number	Federal RSSD	CIK	Name of Securities Exchange if Publicly Traded (U.S. or International)	Names of Parent, Subsidiaries or Affiliates	Domiciliary Location	Relationship to Reporting Entity	Directly Controlled by (Name of Entity/Person)	Type of Control (Ownership Board, Management Attorney-in-Fact, Influence, Other)	If Control is Ownership Provide Percentage	Ultimate Controlling Entity(ies)/Person(s)	*
0241	MetLife	97136	13-3114906	3219773			Metropolitan Tower Life Insurance Company	DE	IA	MetLife, Inc	Ownership	100.000	MetLife, Inc	
0241	MetLife	00000					EntreCap Real Estate II, LLC	DE	NIA	Metropolitan Tower Life Insurance Company	Ownership	100.000	MetLife, Inc	
0241	MetLife	00000					PREFCO Dix-Huit LLC	CT	NIA	EntreCap Real Estate II, LLC	Ownership	100.000	MetLife, Inc	
0241	MetLife	00000					PREFCO X Holdings LLC	CT	NIA	EntreCap Real Estate II, LLC	Ownership	100.000	MetLife, Inc	
0241	MetLife	00000					PREFCO Ten Limited Partnership	CT	NIA	EntreCap Real Estate II, LLC	Ownership	99.900	MetLife, Inc	
0241	MetLife	00000					PREFCO Ten Limited Partnership	CT	NIA	PREFCO X Holdings LLC	Ownership	0.100	MetLife, Inc	
0241	MetLife	00000					PREFCO Vingit LLC	CT	NIA	EntreCap Real Estate II, LLC	Ownership	100.000	MetLife, Inc	
0241	MetLife	00000					PREFCO Twenty Limited Partnership	CT	NIA	EntreCap Real Estate II, LLC	Ownership	99.000	MetLife, Inc	
0241	MetLife	00000					PREFCO Twenty Limited Partnership	CT	NIA	PREFCO Vingit LLC	Ownership	1.000	MetLife, Inc	
0241	MetLife	00000					Plaza Drive Properties, LLC	DE	NIA	Metropolitan Tower Life Insurance Company	Ownership	100.000	MetLife, Inc	
0241	MetLife	00000					MTL Leasing, LLC	DE	NIA	Metropolitan Tower Life Insurance Company	Ownership	100.000	MetLife, Inc	
0241	MetLife	00000					PREFCO IX Realty LLC	CT	NIA	MTL Leasing, LLC	Ownership	100.000	MetLife, Inc	
0241	MetLife	00000					PREFCO XIV Holdings LLC	CT	NIA	MTL Leasing, LLC	Ownership	100.000	MetLife, Inc	
0241	MetLife	00000					PREFCO Fourteen Limited Partnership	CT	NIA	MTL Leasing, LLC	Ownership	99.900	MetLife, Inc	
0241	MetLife	00000					PREFCO Fourteen Limited Partnership	CT	NIA	PREFCO XIV Holdings LLC	Ownership	0.100	MetLife, Inc	
0241	MetLife	00000					1320 Venture LLC	DE	NIA	MTL Leasing, LLC	Ownership	100.000	MetLife, Inc	
0241	MetLife	00000	13-3114906				1320 GP LLC	DE	NIA	MTL Leasing, LLC	Ownership	100.000	MetLife, Inc	
0241	MetLife	00000	38-3846857				1320 Owner LP	DE	NIA	1320 Venture LLC	Ownership	99.900	MetLife, Inc	
0241	MetLife	00000	38-3846857				1320 Owner LP	DE	NIA	1320 GP LLC	Ownership	0.100	MetLife, Inc	
0241	MetLife	00000		3077272			MetLife Chile Inversiones Limitada	CHL	NIA	MetLife, Inc	Ownership	72.351	MetLife, Inc	
0241	MetLife	00000		3077272			MetLife Chile Inversiones Limitada	CHL	NIA	Inversiones MetLife Holdco Dos Limitada	Ownership	2.767	MetLife, Inc	
0241	MetLife	00000		3077272			MetLife Chile Inversiones Limitada	CHL	NIA	Natiloportem Holdings, LLC	Ownership		MetLife, Inc	
0241	MetLife	00000		3077272			MetLife Chile Inversiones Limitada	CHL	NIA	American Life Insurance Company	Ownership	24.882	MetLife, Inc	
0241	MetLife	00000	AA-2280000	3179774			MetLife Chile Seguros de Vida S.A.	CHL	IA	MetLife Chile Inversiones Limitada	Ownership	99.997	MetLife, Inc	
0241	MetLife	00000	AA-2280000	3179774			MetLife Chile Seguros de Vida S.A.	CHL	IA	International Technical and Advisory Services Limited (USA-Delaware)	Ownership	0.003	MetLife, Inc	
0241	MetLife	00000					Inversiones MetLife Holdco Tres Limitada (Chile)	CHL	NIA	MetLife Chile Inversiones Limitada	Ownership	97.130	MetLife, Inc	
0241	MetLife	00000					Inversiones MetLife Holdco Tres Limitada (Chile)	CHL	NIA	Inversiones MetLife Holdco Dos Limitada	Ownership	2.870	MetLife, Inc	
0241	MetLife	00000					AFP Provida S.A. (Chile)	CHL	NIA	MetLife Chile Inversiones Limitada	Ownership	10.922	MetLife, Inc	
0241	MetLife	00000					AFP Provida S.A. (Chile)	CHL	NIA	Inversiones MetLife Holdco Tres Limitada	Ownership	42.382	MetLife, Inc	
0241	MetLife	00000					AFP Provida S.A. (Chile)	CHL	NIA	Inversiones MetLife Holdco Dos Limitada	Ownership	42.382	MetLife, Inc	
0241	MetLife	00000		4255282			MetLife Chile Administradora de Mutuos Hipotecarios S.A.	CHL	NIA	MetLife Chile Seguros de Vida S.A.	Ownership	99.900	MetLife, Inc	
0241	MetLife	00000		4255282			MetLife Chile Administradora de Mutuos Hipotecarios S.A.	CHL	NIA	MetLife Chile Inversiones Limitada	Ownership	0.100	MetLife, Inc	

Q13.9

**SCHEDULE Y**

**PART 1A - DETAIL OF INSURANCE HOLDING COMPANY SYSTEM**

1	2	3	4	5	6	7	8	9	10	11	12	13	14	15
Group Code	Group Name	NAIC Company Code	ID Number	Federal RSSD	CIK	Name of Securities Exchange if Publicly Traded (U.S. or International)	Names of Parent, Subsidiaries or Affiliates	Domiciliary Location	Relationship to Reporting Entity	Directly Controlled by (Name of Entity/Person)	Type of Control (Ownership Board, Management Attorney-in-Fact, Influence, Other)	If Control is Ownership Provide Percentage	Ultimate Controlling Entity(ies)/Person(s)	*
0241	MetLife	00000		4255086			Legal Chile S.A. (Chile)	CHL	NIA	MetLife Chile Inversiones Limitada	Ownership	51.000	MetLife, Inc.	
0241	MetLife	00000		4255095			Legagroup S.A. (Chile)	CHL	NIA	Legal Chile S.A. (Chile)	Ownership	99.000	MetLife, Inc.	
0241	MetLife	00000					Provida Internacional S.A. (Chile)	CHL	NIA	AFP Provida S.A.	Ownership	99.990	MetLife, Inc.	
0241	MetLife	00000					Provida Internacional S.A. (Chile)	CHL	NIA	MetLife Chile Inversiones Limitada	Ownership	0.010	MetLife, Inc.	
0241	MetLife	00000					AFP Genesis Administradora de Fondos y Fidecomisos S.A. (Ecuador)	ECU	NIA	Provida Internacional S.A.	Ownership	99.900	MetLife, Inc.	
0241	MetLife	00000					AFP Genesis Administradora de Fondos y Fidecomisos S.A. (Ecuador)	ECU	NIA	AFP Provida S.A.	Ownership	0.100	MetLife, Inc.	
0241	MetLife	00000					MetLife Chile Seguros Generales S.A. (Chile)	CHL	IA	MetLife Chile Inversiones Limitada	Ownership	99.980	MetLife, Inc.	
0241	MetLife	00000					MetLife Chile Seguros Generales S.A. (Chile)	CHL	IA	Inversiones MetLife Holdco Dos Limitada	Ownership	0.020	MetLife, Inc.	
0241	MetLife	00000	52-1528581	3921834	0000727303		SafeGuard Health Enterprises, Inc.	DE	NIA	MetLife, Inc.	Ownership	100.000	MetLife, Inc.	
0241	MetLife	95747	93-0864866		6324		SafeGuard Health Plans, Inc. (NV)	NV	NIA	SafeGuard Health Enterprises, Inc.	Ownership	100.000	MetLife, Inc.	
0241	MetLife	14170	33-0733552		6324		MetLife Health Plans, Inc.	NJ	NIA	SafeGuard Health Enterprises, Inc.	Ownership	100.000	MetLife, Inc.	
0241	MetLife	00000	95-2879515		6324		SafeGuard Health Plans, Inc. (CA)	CA	NIA	SafeGuard Health Enterprises, Inc.	Ownership	100.000	MetLife, Inc.	
0241	MetLife	79014	33-0515751		6324		SafeHealth Life Insurance Company	CA	NIA	SafeGuard Health Enterprises, Inc.	Ownership	100.000	MetLife, Inc.	
0241	MetLife	52009	65-0073323		6324		SafeGuard Health Plans, Inc. (FL)	FL	NIA	SafeGuard Health Enterprises, Inc.	Ownership	100.000	MetLife, Inc.	
0241	MetLife	95051	75-2046497		6324		SafeGuard Health Plans, Inc. (TX)	TX	NIA	SafeGuard Health Enterprises, Inc.	Ownership	100.000	MetLife, Inc.	
0241	MetLife	00000	98-1099650				MetLife Global Benefits, Ltd	CYM	NIA	MetLife, Inc.	Ownership	100.000	MetLife, Inc.	
0241	MetLife	00000	36-3665871	3165900			Cova Life Management Company	DE	NIA	MetLife, Inc.	Ownership	100.000	MetLife, Inc.	
0241	MetLife	00000		3817825			MetLife Services and Solutions, LLC	DE	NIA	MetLife, Inc.	Ownership	100.000	MetLife, Inc.	
0241	MetLife	00000		3818523			MetLife Solutions Pte. Ltd	SGP	NIA	MetLife Services and Solutions, LLC	Ownership	100.000	MetLife, Inc.	
0241	MetLife	00000	98-0613376	3818550			MetLife Global Operations Support Center Private Limited	IND	NIA	MetLife Solutions Pte. Ltd.	Ownership	100.000	MetLife, Inc.	
0241	MetLife	00000	98-0613376	3818550			MetLife Global Operations Support Center Private Limited	IND	NIA	Natiloportem Holdings, LLC	Ownership		MetLife, Inc.	
0241	MetLife	00000		3818541			MetLife Services East Private Limited	IND	NIA	MetLife Solutions Pte. Ltd.	Ownership	100.000	MetLife, Inc.	
0241	MetLife	00000	22-3805708	3302488			Newbury Insurance Company, Limited	DE	IA	MetLife, Inc.	Ownership	100.000	MetLife, Inc.	
0241	MetLife	60992	13-3690700	3302479	1167609		First MetLife Investors Insurance Company	NY	IA	MetLife, Inc.	Ownership	100.000	MetLife, Inc.	
0241	MetLife	00000	13-3179826	3219782			Enterprise General Insurance Agency, Inc.	DE	IA	MetLife, Inc.	Ownership	100.000	MetLife, Inc.	
0241	MetLife	12232	20-1452630	3320080			MetLife Reinsurance Company of South Carolina	SC	IA	MetLife, Inc.	Ownership	100.000	MetLife, Inc.	
0241	MetLife	13626	20-5819518	3921870			MetLife Reinsurance Company of Charleston	SC	IA	MetLife, Inc.	Ownership	100.000	MetLife, Inc.	
0241	MetLife	14911	36-4741040				MetLife Reinsurance Company of Delaware	DE	IA	MetLife, Inc.	Ownership	100.000	MetLife, Inc.	
0241	MetLife	00000	26-6122204	4254959			MetLife Capital Trust IV	DE	NIA	MetLife, Inc.	Ownership	100.000	MetLife, Inc.	
0241	MetLife	00000	26-6288172	3921843			MetLife Capital Trust X	DE	NIA	MetLife, Inc.	Ownership	100.000	MetLife, Inc.	
0241	MetLife	00000	27-0858844	4278786			MetLife Home Loans LLC	DE	NIA	MetLife, Inc.	Ownership	100.000	MetLife, Inc.	

Q13.10

**SCHEDULE Y**

**PART 1A - DETAIL OF INSURANCE HOLDING COMPANY SYSTEM**

1	2	3	4	5	6	7	8	9	10	11	12	13	14	15
Group Code	Group Name	NAIC Company Code	ID Number	Federal RSSD	CIK	Name of Securities Exchange if Publicly Traded (U.S. or International)	Names of Parent, Subsidiaries or Affiliates	Domiciliary Location	Relationship to Reporting Entity	Directly Controlled by (Name of Entity/Person)	Type of Control (Ownership Board, Management Attorney-in-Fact, Influence, Other)	If Control is Ownership Provide Percentage	Ultimate Controlling Entity(ies)/Person(s)	*
0241	MetLife	00000	75-2417735	2602211			Federal Flood Certification LLC	TX	NIA	MetLife, Inc	Ownership	100.000	MetLife, Inc	
0241	MetLife	00000	55-0790010	3165807			MetLife Group, Inc	NY	NIA	MetLife, Inc	Ownership	100.000	MetLife, Inc	
0241	MetLife	00000		4242086			MetLife Standby I, LLC	DE	NIA	MetLife, Inc	Ownership	100.000	MetLife, Inc	
0241	MetLife	00000		3576355			MetLife Investment Advisors, LLC	DE	NIA	MetLife, Inc	Ownership	100.000	MetLife, Inc	
0241	MetLife	00000					MetLife Core Property Fund GP, LLC	DE	NIA	MetLife Investment Advisors, LLC	Ownership	100.000	MetLife, Inc	
0241	MetLife	00000	80-0946518				MetLife Core Property Fund, LP	DE	NIA	Metropolitan Life Insurance Company	Ownership	20.060	MetLife, Inc	
0241	MetLife	00000	80-0946518				MetLife Core Property Fund, LP	DE	NIA	Metropolitan Life Insurance Company (on behalf of Sep Acct 746)	Ownership	3.240	MetLife, Inc	
0241	MetLife	00000	80-0946518				MetLife Core Property Fund, LP	DE	NIA	MetLife Insurance Company of Korea, Limited	Ownership	2.910	MetLife, Inc	
0241	MetLife	00000	80-0946518				MetLife Core Property Fund, LP	DE	NIA	General American Life Insurance Company	Ownership	0.070	MetLife, Inc	
0241	MetLife	00000	80-0946518				MetLife Core Property Fund, LP	DE	NIA	MetLife Insurance Company USA	Ownership	0.140	MetLife, Inc	
0241	MetLife	00000	80-0947139				MetLife Core Property REIT, LLC	DE	NIA	MetLife Core Property Fund, LP	Ownership	100.000	MetLife, Inc	
0241	MetLife	00000	46-3934926				MetLife Core Property Holdings, LLC	DE	NIA	MetLife Core Property REIT, LLC	Ownership	100.000	MetLife, Inc	
0241	MetLife	00000					MCP Property Management LLC (DE)	DE	NIA	MetLife Core Property Holdings, LLC	Ownership	100.000	MetLife, Inc	
0241	MetLife	00000	13-4075851				MetLife Commercial Mortgage Income Fund GP, LLC	DE	NIA	MetLife Investment Advisors, LLC	Ownership	100.000	MetLife, Inc	
0241	MetLife	00000	47-2630137				MetLife Commercial Mortgage Income Fund LP	DE	NIA	Metropolitan Life Insurance Company	Ownership	28.870	MetLife, Inc	
0241	MetLife	00000	47-2630137				MetLife Commercial Mortgage Income Fund LP	DE	NIA	MetLife Insurance Company USA	Ownership	9.620	MetLife, Inc	
0241	MetLife	00000	47-2630137				MetLife Commercial Mortgage Income Fund LP	DE	NIA	MetLife Insurance Company of Korea, Limited	Ownership	5.710	MetLife, Inc	
0241	MetLife	00000	47-2630137				MetLife Commercial Mortgage Income Fund LP	DE	NIA	MetLife Limited	Ownership	3.640	MetLife, Inc	
0241	MetLife	00000	47-2630137				MetLife Commercial Mortgage Income Fund LP	DE	NIA	Metropolitan Life Insurance Company of Hong Kong Limited	Ownership	0.770	MetLife, Inc	
0241	MetLife	00000	47-2688528				MetLife Commercial Mortgage REIT, LLC	DE	NIA	MetLife Commercial Mortgage Income Fund, LP	Ownership	100.000	MetLife, Inc	
0241	MetLife	00000	47-2703778				MetLife Commercial Mortgage Originator, LLC	DE	NIA	MetLife Commercial Mortgage REIT, LLC	Ownership	100.000	MetLife, Inc	
0241	MetLife	00000	47-5495603				MCMIF Holdco I, LLC	DE	NIA	MetLife Commercial Mortgage Originator, LLC	Ownership	100.000	MetLife, Inc	
0241	MetLife	00000					MetLife International PE Fund I, LP	CYM	NIA	MetLife Insurance K.K. (Japan)	Ownership	92.593	MetLife, Inc	
0241	MetLife	00000					MetLife International PE Fund I, LP	CYM	NIA	Metropolitan Life Insurance Company of Hong Kong Limited	Ownership	0.576	MetLife, Inc	
0241	MetLife	00000					MetLife International PE Fund I, LP	CYM	NIA	MetLife Limited (Hong Kong)	Ownership	2.716	MetLife, Inc	
0241	MetLife	00000					MetLife International PE Fund I, LP	CYM	NIA	MetLife Mexico S.A.	Ownership	4.115	MetLife, Inc	
0241	MetLife	00000					MetLife Alternatives GP, LLC	DE	NIA	MetLife Investment Advisors, LLC	Ownership	100.000	MetLife, Inc	
0241	MetLife	00000	98-1150291				MetLife International HF Partners, LP	CYM	NIA	MetLife Insurance K.K. (Japan)	Ownership	88.220	MetLife, Inc	
0241	MetLife	00000	98-1150291				MetLife International HF Partners, LP	CYM	NIA	MetLife Insurance Company of Korea, Limited	Ownership	9.470	MetLife, Inc	

Q13.11

## SCHEDULE Y

### PART 1A - DETAIL OF INSURANCE HOLDING COMPANY SYSTEM

1	2	3	4	5	6	7	8	9	10	11	12	13	14	15
Group Code	Group Name	NAIC Company Code	ID Number	Federal RSSD	CIK	Name of Securities Exchange if Publicly Traded (U.S. or International)	Names of Parent, Subsidiaries or Affiliates	Domiciliary Location	Relationship to Reporting Entity	Directly Controlled by (Name of Entity/Person)	Type of Control (Ownership Board, Management Attorney-in-Fact, Influence, Other)	If Control is Ownership Provide Percentage	Ultimate Controlling Entity(ies)/Person(s)	*
0241	MetLife	00000	98-1150291				MetLife International HF Partners, LP	CYM	NIA	MetLife Limited (Hong Kong)	Ownership	2.290	MetLife, Inc.	
0241	MetLife	00000	98-1150291				MetLife International HF Partners, LP	CYM	NIA	MetLife Alternatives GP, LLC	Ownership	0.020	MetLife, Inc.	
0241	MetLife	00000	98-1162663				MetLife International PE Fund II, LP	CYM	NIA	MetLife Insurance K.K. (Japan)	Ownership	94.540	MetLife, Inc.	
0241	MetLife	00000	98-1162663				MetLife International PE Fund II, LP	CYM	NIA	MetLife Limited (Hong Kong)	Ownership	2.770	MetLife, Inc.	
0241	MetLife	00000	98-1162663				MetLife International PE Fund II, LP	CYM	NIA	MetLife Mexico S.A.	Ownership	2.100	MetLife, Inc.	
0241	MetLife	00000	98-1162663				MetLife International PE Fund II, LP	CYM	NIA	Metropolitan Life Insurance Company of Hong Kong Limited	Ownership	0.590	MetLife, Inc.	
0241	MetLife	00000	98-1226825				MetLife International PE Fund III, LP	CYM	NIA	MetLife Insurance K.K. (Japan)	Ownership	88.930	MetLife, Inc.	
0241	MetLife	00000	98-1226825				MetLife International PE Fund III, LP	CYM	NIA	MetLife Insurance Company of Korea, Limited	Ownership	7.910	MetLife, Inc.	
0241	MetLife	00000	98-1226825				MetLife International PE Fund III, LP	CYM	NIA	Metropolitan Life Insurance Company of Hong Kong Limited	Ownership	0.550	MetLife, Inc.	
0241	MetLife	00000	98-1226825				MetLife International PE Fund III, LP	CYM	NIA	MetLife Limited (Hong Kong)	Ownership	2.610	MetLife, Inc.	
0241	MetLife	00000					MetLife International PE Fund IV, LP	CYM	NIA	MetLife Insurance K.K. (Japan)	Ownership	94.700	MetLife, Inc.	
0241	MetLife	00000					MetLife International PE Fund IV, LP	CYM	NIA	MetLife Insurance Company of Korea, Limited	Ownership	3.790	MetLife, Inc.	
0241	MetLife	00000					MetLife International PE Fund IV, LP	CYM	NIA	MetLife Limited (Hong Kong)	Ownership	1.510	MetLife, Inc.	
0241	MetLife	00000					MetLife Loan Asset Management, LLC	DE	NIA	MetLife Investment Advisors, LLC	Ownership	100.000	MetLife, Inc.	
0241	MetLife	00000	46-4140926				MIM Property Management, LLC	DE	NIA	MetLife Investment Advisors, LLC	Ownership	100.000	MetLife, Inc.	
0241	MetLife	13092	26-1511401	4300892			MetLife Reinsurance Company of Vermont	VT	IA	MetLife, Inc.	Ownership	100.000	MetLife, Inc.	
0241	MetLife	62634	51-0104167	4255107			Delaware American Life Insurance Company	DE	IA	MetLife, Inc.	Ownership	100.000	MetLife, Inc.	
0241	MetLife	00000	27-1206753				MetLife Consumer Services, Inc.	DE	NIA	MetLife, Inc.	Ownership	100.000	MetLife, Inc.	
0241	MetLife	00000	81-3094008				Brighthouse Services, LLC	DE	NIA	MetLife, Inc.	Ownership	100.000	MetLife, Inc.	
0241	MetLife	00000					Brighthouse Financial, Inc.	DE	NIA	MetLife, Inc.	Ownership	100.000	MetLife, Inc.	
0241	MetLife	00000					Brighthouse Holdings, LLC	DE	NIA	MetLife, Inc.	Ownership	100.000	MetLife, Inc.	
0241	MetLife	00000					MetLife Insurance Brokerage, Inc.	NY	NIA	MetLife, Inc.	Ownership	100.000	MetLife, Inc.	
0241	MetLife	60690	98-0000065	4247326			American Life Insurance Company	DE	IA	MetLife, Inc.	Ownership	100.000	MetLife, Inc.	
0241	MetLife	00000	AA-1580066				MetLife Insurance K.K. (Japan)	JPN	IA	American Life Insurance Company	Ownership	100.000	MetLife, Inc.	
0241	MetLife	00000					Communication One Kabushiki Kaisha (Japan)	JPN	NIA	MetLife Insurance K.K. (Japan)	Ownership	100.000	MetLife, Inc.	
0241	MetLife	00000					MetLife Life Insurance Company (Egypt)	EGY	IA	MetLife Global Holding Company I GmbH (Swiss I)	Ownership	84.125	MetLife, Inc.	
0241	MetLife	00000	AA-1860015				MetLife Emekliik ve Hayat A.S. (Turkey)	TUR	IA	MetLife Global Holding Company II GmbH (Swiss II)	Ownership	99.980	MetLife, Inc.	
0241	MetLife	00000					MetLife Life Insurance S.A. (Greece)	GRC	IA	MetLife EU Holding Company Limited (Ireland)	Ownership	100.000	MetLife, Inc.	
0241	MetLife	00000					MetLife Mutual Fund Company (Greece)	GRC	NIA	MetLife Life Insurance Company S.A.	Ownership	90.000	MetLife, Inc.	
0241	MetLife	00000					International Investment Holding Company Limited (Russia)	RUS	NIA	American Life Insurance Company	Ownership	100.000	MetLife, Inc.	

Q13.12

# SCHEDULE Y

## PART 1A - DETAIL OF INSURANCE HOLDING COMPANY SYSTEM

1	2	3	4	5	6	7	8	9	10	11	12	13	14	15
Group Code	Group Name	NAIC Company Code	ID Number	Federal RSSD	CIK	Name of Securities Exchange if Publicly Traded (U.S. or International)	Names of Parent, Subsidiaries or Affiliates	Domiciliary Location	Relationship to Reporting Entity	Directly Controlled by (Name of Entity/Person)	Type of Control (Ownership Board, Management Attorney-in-Fact, Influence, Other)	If Control is Ownership Provide Percentage	Ultimate Controlling Entity(ies)/Person(s)	*
0241	MetLife	00000					UBB-MetLife Zhivotozastrahovatelno Drujestvo AD (Bulgaria)	BGR	IA	MetLife EU Holding Company Limited (Ireland)	Ownership	40.000	MetLife, Inc.	
0241	MetLife	00000					MetLife American International Group and Arab National Bank Cooperative Insurance Company	SAU	IA	American Life Insurance Company	Ownership	30.000	MetLife, Inc.	
0241	MetLife	00000		4250072			PJSC MetLife (Ukraine)	UKR	IA	MetLife Global Holding Company II GmbH (Swiss II)	Ownership	99.999	MetLife, Inc.	
0241	MetLife	00000		4250072			PJSC MetLife (Ukraine)	UKR	IA	International Technical and Advisory Services Limited (USA-Delaware)	Ownership	0.001	MetLife, Inc.	
0241	MetLife	00000		4250072			PJSC MetLife (Ukraine)	UKR	IA	Borderland Investments Limited (USA-Delaware)	Ownership	0.001	MetLife, Inc.	
0241	MetLife	00000					MetLife Innovation Centre Limited	IRL	IA	MetLife Global Holding Company II GmbH (Swiss II)	Ownership	99.999	MetLife, Inc.	
0241	MetLife	00000	51-0205283				International Technical and Advisory Services Limited (USA-Delaware)	DE	NIA	American Life Insurance Company	Ownership	100.000	MetLife, Inc.	
0241	MetLife	00000	02-0649743				Borderland Investments Limited (USA-Delaware)	DE	NIA	American Life Insurance Company	Ownership	100.000	MetLife, Inc.	
0241	MetLife	00000					ALICO Hellas Single Member Limited Liability Company (Greece)	GRC	NIA	Borderland Investments Limited (USA-Delaware)	Ownership	100.000	MetLife, Inc.	
0241	MetLife	00000	30-0615846				ALICO Operations, LLC. (USA-Delaware)	DE	NIA	American Life Insurance Company	Ownership	100.000	MetLife, Inc.	
0241	MetLife	00000					MetLife Asset Management Corp. (Japan)	JPN	NIA	ALICO Operations, LLC. (USA-Delaware)	Ownership	100.000	MetLife, Inc.	
0241	MetLife	00000		4249311			MetLife Mas, S.A. de C.V (Mexico)	MEX	IA	MetLife International Holdings, LLC	Ownership	100.000	MetLife, Inc.	
0241	MetLife	00000		4249311			MetLife Mas, S.A. de C.V (Mexico)	MEX	IA	International Technical and Advisory Services Limited (USA-Delaware)	Ownership		MetLife, Inc.	
0241	MetLife	00000		4251293			MetLife Seguros S.A. (Uruguay)	URY	IA	American Life Insurance Company	Ownership	74.919	MetLife, Inc.	
0241	MetLife	00000		4251293			MetLife Seguros S.A. (Uruguay)	URY	IA	Oscar Schmidt	Ownership	0.002	MetLife, Inc.	
0241	MetLife	00000		4251293			MetLife Seguros S.A. (Uruguay)	URY	IA	MetLife, Inc.	Ownership	25.080	MetLife, Inc.	
0241	MetLife	00000	52-2094092				Alpha Properties, Inc. (USA-Delaware)	DE	NIA	American Life Insurance Company	Ownership	100.000	MetLife, Inc.	
0241	MetLife	00000	52-2094091				Beta Properties, Inc. (USA-Delaware)	DE	NIA	American Life Insurance Company	Ownership	100.000	MetLife, Inc.	
0241	MetLife	00000	51-0389730				Delta Properties Japan, Inc. (USA-Delaware)	DE	NIA	American Life Insurance Company	Ownership	100.000	MetLife, Inc.	
0241	MetLife	00000	51-0389749				Epsilon Properties Japan, Inc. (USA-Delaware)	DE	NIA	American Life Insurance Company	Ownership	100.000	MetLife, Inc.	
0241	MetLife	00000	13-4172883				Kappa Properties Japan, Inc. (USA-Delaware)	DE	NIA	American Life Insurance Company	Ownership	100.000	MetLife, Inc.	
0241	MetLife	00000	02-0649738				Iris Properties, Inc. (USA-Delaware)	DE	NIA	American Life Insurance Company	Ownership	100.000	MetLife, Inc.	
0241	MetLife	00000					MetLife Colombia Seguros de Vida S.A. (Columbia)	COL	IA	MetLife Global Holding II GmbH (Swiss)	Ownership	90.000	MetLife, Inc.	
0241	MetLife	00000					MetLife Colombia Seguros de Vida S.A. (Columbia)	COL	IA	MetLife Global Holding I GmbH (Swiss)	Ownership	10.000	MetLife, Inc.	
0241	MetLife	00000					MetLife Colombia Seguros de Vida S.A. (Columbia)	COL	IA	International Technical and Advisory Services Limited (USA-Delaware)	Ownership		MetLife, Inc.	

Q13.13

## SCHEDULE Y

### PART 1A - DETAIL OF INSURANCE HOLDING COMPANY SYSTEM

1	2	3	4	5	6	7	8	9	10	11	12	13	14	15
Group Code	Group Name	NAIC Company Code	ID Number	Federal RSSD	CIK	Name of Securities Exchange if Publicly Traded (U.S. or International)	Names of Parent, Subsidiaries or Affiliates	Domiciliary Location	Relationship to Reporting Entity	Directly Controlled by (Name of Entity/Person)	Type of Control (Ownership Board, Management Attorney-in-Fact, Influence, Other)	If Control is Ownership Provide Percentage	Ultimate Controlling Entity(ies)/Person(s)	*
0241	MetLife	00000					MetLife Colombia Seguros de Vida S.A. (Columbia)	COL	IA	Borderland Investments Limited (USA-Delaware)	Ownership		MetLife, Inc.	
0241	MetLife	00000					MetLife Colombia Seguros de Vida S.A. (Columbia)	COL	IA	Natloportem Holdings, LLC	Ownership		MetLife, Inc.	
0241	MetLife	00000	13-3912049				ALICO Properties, Inc. (USA-Delaware)	DE	NIA	American Life Insurance Company	Ownership	51.000	MetLife, Inc.	
0241	MetLife	00000	13-3919049				Global Properties, Inc. (USA-Delaware)	DE	NIA	ALICO Properties, Inc.	Ownership	100.000	MetLife, Inc.	
0241	MetLife	00000					MetLife Global Holding Company I GmbH (Swiss)	CHE	NIA	American Life Insurance Company	Ownership	100.000	MetLife, Inc.	
0241	MetLife	00000					MetLife Global Holding Company II GmbH (Swiss)	CHE	NIA	MetLife Global Holding I GmbH (Swiss)	Ownership	100.000	MetLife, Inc.	
0241	MetLife	00000					MetLife EU Holding Company Limited (Ireland)	IRL	NIA	MetLife Global Holding II GmbH (Swiss)	Ownership	100.000	MetLife, Inc.	
0241	MetLife	00000	98-0552186	4249302			ALICO European Holding Limited (Ireland)	IRL	NIA	MetLife Global Holding II GmbH (Swiss)	Ownership	100.000	MetLife, Inc.	
0241	MetLife	00000	AA-1780108				MetLife Europe d.a.c.	IRL	IA	International Technical Advisory Services Limited	Ownership		MetLife, Inc.	
0241	MetLife	00000	AA-1780108				MetLife Europe d.a.c.	IRL	IA	American Life Insurance Company	Ownership	3.997	MetLife, Inc.	
0241	MetLife	00000	AA-1780108				MetLife Europe d.a.c.	IRL	IA	MetLife EU Holding Company Limited	Ownership		MetLife, Inc.	
0241	MetLife	00000	AA-1780108				MetLife Europe d.a.c.	IRL	IA	MetLife EU Holding Company Limited (Ireland)	Ownership	96.003	MetLife, Inc.	
0241	MetLife	00000					MetLife Services EOOD (Bulgaria)	BGR	NIA	MetLife EU Holding Company Limited (Ireland)	Ownership	100.000	MetLife, Inc.	
0241	MetLife	00000					MetLife Pension Trustees Limited (UK)	GBR	NIA	MetLife Europe d.a.c.	Ownership	100.000	MetLife, Inc.	
0241	MetLife	00000		4255367			First American-Hungarian Insurance Agency Limited (Hungary)	HUN	IA	MetLife EU Holding Company Limited (Ireland)	Ownership	100.000	MetLife, Inc.	
0241	MetLife	00000		4258407			MetLife Solutions S.A.S. (France)	FRA	NIA	MetLife EU Holding Company Limited (Ireland)	Ownership	100.000	MetLife, Inc.	
0241	MetLife	00000					MetLife Asia Holding Company Pte. Ltd.	SGP	NIA	MetLife Global Holding II GmbH (Swiss)	Ownership	100.000	MetLife, Inc.	
0241	MetLife	00000					MetLife Innovation Centre Pte. Ltd.	SGP	NIA	MetLife Asia Holding Company Pte. Ltd.	Ownership	100.000	MetLife, Inc.	
0241	MetLife	00000					MetLife Reinsurance Company of Bermuda Ltd.	BMU	IA	MetLife Global Holding II GmbH (Swiss)	Ownership	100.000	MetLife, Inc.	
0241	MetLife	00000					MetLife Investment Management Limited (UK)	GBR	NIA	MetLife Global Holding II GmbH (Swiss)	Ownership	100.000	MetLife, Inc.	
0241	MetLife	00000		4255246			Metropolitan Life Societate de Administrare a unui Fond de Pensii Administrat Privat S.A. (Romania)	ROU	IA	MetLife EU Holding Company Limited (Ireland)	Ownership	99.984	MetLife, Inc.	
0241	MetLife	00000		4255246			Metropolitan Life Societate de Administrare a unui Fond de Pensii Administrat Privat S.A. (Romania)	ROU	IA	MetLife Services Sp. z o.o.	Ownership	0.016	MetLife, Inc.	

Q13.14



## SCHEDULE Y

### PART 1A - DETAIL OF INSURANCE HOLDING COMPANY SYSTEM

1	2	3	4	5	6	7	8	9	10	11	12	13	14	15
Group Code	Group Name	NAIC Company Code	ID Number	Federal RSSD	CIK	Name of Securities Exchange if Publicly Traded (U.S. or International)	Names of Parent, Subsidiaries or Affiliates	Domiciliary Location	Relationship to Reporting Entity	Directly Controlled by (Name of Entity/Person)	Type of Control (Ownership Board, Management Attorney-in-Fact, Influence, Other)	If Control is Ownership Provide Percentage	Ultimate Controlling Entity(ies)/Person(s)	*
0241	MetLife	00000					Metropolitan Life Training & Consulting S.R.L. (Romania)	ROU	NIA	MetLife EU Holding Company Limited (Ireland)	Ownership	99.990	MetLife, Inc.	
0241	MetLife	00000					Metropolitan Life Training & Consulting S.R.L. (Romania)	ROU	NIA	MetLife Global Holding II GmbH (Swiss)	Ownership	0.010	MetLife, Inc.	
0241	MetLife	00000		4249469			ZAO Master D (Russia)	RUS	NIA	ALICO European Holding Limited (Ireland)	Ownership	100.000	MetLife, Inc.	
0241	MetLife	00000		4249991			Joint Stock Company MetLife Insurance Company (Russia)	RUS	IA	MetLife Global Holding II GmbH (Swiss)	Ownership	49.000	MetLife, Inc.	
0241	MetLife	00000		4249991			Joint Stock Company MetLife Insurance Company (Russia)	RUS	IA	ZAO Master D (Russia)	Ownership	51.000	MetLife, Inc.	
0241	MetLife	00000		4255198			MetLife Slovakia s.r.o.	SVK	NIA	MetLife EU Holding Company Limited (Ireland)	Ownership	99.956	MetLife, Inc.	
0241	MetLife	00000		4255198			MetLife Slovakia s.r.o.	SVK	NIA	International Technical and Advisory Services Limited (USA-Delaware)	Ownership	0.044	MetLife, Inc.	
0241	MetLife	00000		4255189			MetLife SK, a.s.	SVK	NIA	MetLife EU Holding Company Limited (Ireland)	Ownership	100.000	MetLife, Inc.	
0241	MetLife	00000					MetLife Services Cyprus Ltd.	CYP	IA	MetLife EU Holding Company Limited	Ownership	100.000	MetLife, Inc.	
0241	MetLife	00000					Hellenic Alico Life Insurance Company Ltd. (Cyprus)	CYP	IA	American Life Insurance Company (Cyprus) Limited	Ownership	27.500	MetLife, Inc.	
0241	MetLife	00000		4247335			MetLife Towarzystwo Ubezpieczen na Zycie i Reasekuracji S.A.	POL	IA	MetLife EU Holding Company Limited (Ireland)	Ownership	100.000	MetLife, Inc.	
0241	MetLife	00000		4255264			MetLife Services Sp. z o.o.	POL	NIA	MetLife Towarzystwo Ubezpieczen na Zycie i Reasekuracji S.A.	Ownership	100.000	MetLife, Inc.	
0241	MetLife	00000		4251154			MetLife Powszechno Towarzystwo Emerytalne (Poland)	POL	IA	MetLife Towarzystwo Ubezpieczen na Zycie i Reasekuracji S.A.	Ownership	100.000	MetLife, Inc.	
0241	MetLife	00000	AA-9640009	4255255			MetLife Towarzystwo Funduszy Inwestycyjnych S.A.	POL	NIA	MetLife Towarzystwo Ubezpieczen na Zycie i Reasekuracji S.A.	Ownership	100.000	MetLife, Inc.	
0241	MetLife	00000		4258331			Agenvita S.r.l. (Italy)	ITA	IA	MetLife EU Holding Company Limited (Ireland)	Ownership	100.000	MetLife, Inc.	
0241	MetLife	00000					MetLife Services, Sociedad Limitada (Spain)	ESP	NIA	MetLife EU Holding Company Limited (Ireland)	Ownership	100.000	MetLife, Inc.	
0241	MetLife	00000		2981224			MetLife Insurance Limited (U.K.)	GBR	IA	MetLife EU Holding Company Limited (Ireland)	Ownership	99.999	MetLife, Inc.	
0241	MetLife	00000					MetLife Europe Insurance d.a.c.	IRL	IA	MetLife EU Holding Company Limited (Ireland)	Ownership	93.000	MetLife, Inc.	
0241	MetLife	00000					MetLife Europe Insurance d.a.c.	IRL	IA	American Life Insurance Company	Ownership	7.000	MetLife, Inc.	
0241	MetLife	00000		4189864			MetLife Europe Services Limited (Ireland)	IRL	NIA	MetLife EU Holding Company Limited (Ireland)	Ownership	100.000	MetLife, Inc.	
0241	MetLife	00000	95-3947585	3166064			MetLife Investors Group, LLC	DE	NIA	MetLife, Inc.	Ownership	100.000	MetLife, Inc.	

Q13.15

## SCHEDULE Y

### PART 1A - DETAIL OF INSURANCE HOLDING COMPANY SYSTEM

1	2	3	4	5	6	7	8	9	10	11	12	13	14	15
Group Code	Group Name	NAIC Company Code	ID Number	Federal RSSD	CIK	Name of Securities Exchange if Publicly Traded (U.S. or International)	Names of Parent, Subsidiaries or Affiliates	Domiciliary Location	Relationship to Reporting Entity	Directly Controlled by (Name of Entity/Person)	Type of Control (Ownership Board, Management Attorney-in-Fact, Influence, Other)	If Control is Ownership Provide Percentage	Ultimate Controlling Entity(ies)/Person(s)	*
0241.....	MetLife.....	00000...	43-1906210..	3373563.....	1130412.....	.....	MetLife Investors Distribution Company.....	MO.....	NIA.....	MetLife Investors Group, LLC.....	Ownership.....	...100.000	MetLife, Inc.....	.....
0241.....	MetLife.....	00000...	04-3240897..	4288440.....	1071039.....	.....	MetLife Advisers, LLC.....	MA.....	NIA.....	MetLife, Inc.....	Ownership.....	...100.000	MetLife, Inc.....	.....

# SUPPLEMENTAL EXHIBITS AND SCHEDULES INTERROGATORIES

The following supplemental reports are required to be filed as part of your statement filing. However, in the event that your company does not transact the type of business for which the special report must be filed, your response of NO to the specific interrogatory will be accepted in lieu of filing a "NONE" report and a bar code will be printed below. If the supplement is required of your company but is not being filed for whatever reason, enter SEE EXPLANATION and provide an explanation following the interrogatory questions.

	<b>Response</b>
1. Will the Trusteed Surplus Statement be filed with the state of domicile and the NAIC with this statement?	NO
2. Will the Medicare Part D Coverage Supplement be filed with the state of domicile and the NAIC with this statement?	NO
3. Will the Reasonableness of Assumptions Certification required by Actuarial Guideline XXXV be filed with the state of domicile and electronically with the NAIC?	NO
4. Will the Reasonableness and Consistency of Assumptions Certification required by Actuarial Guideline XXXV be filed with the state of domicile and electronically with the NAIC?	NO
5. Will the Reasonableness of Assumptions Certification for Implied Guaranteed Rate Method required by Actuarial Guideline XXXVI be filed with the state of domicile and electronically with the NAIC?	NO
6. Will the Reasonableness and Consistency of Assumptions Certification required by Actuarial Guideline XXXVI (Updated Average Market Value) be filed with the state of domicile and electronically with the NAIC?	NO
7. Will the Reasonableness and Consistency of Assumptions Certification required by Actuarial Guideline XXXVI (Updated Market Value) be filed with the state of domicile and electronically with the NAIC?	NO

**Explanations:**

1. The data for this supplement is not required to be filed.
2. The data for this supplement is not required to be filed.
3. The data for this supplement is not required to be filed.
4. The data for this supplement is not required to be filed.
5. The data for this supplement is not required to be filed.
6. The data for this supplement is not required to be filed.
7. The data for this supplement is not required to be filed.

**Bar Code:**



**New England Life Insurance Company**  
**Overflow Page for Write-Ins**

**Additional Write-ins for Summary of Operations:**

	1 Current Year to Date	2 Prior Year to Date	3 Prior Year Ended December 31
5304. Amortization of pension and postretirement unrecognized items.....	378,300	702,650	794,300
5305. Prior period adjustment.....	0	(694,940)	204,491
5397. Summary of remaining write-ins for Line 53.....	378,300	7,710	998,791

**New England Life Insurance Company**  
**SCHEDULE A - VERIFICATION**

Real Estate

	1 Year to Date	2 Prior Year Ended December 31
1. Book/adjusted carrying value, December 31 of prior year.....	0	
2. Cost of acquired:		
2.1 Actual cost at time of acquisition.....		
2.2 Additional investment made after acquisition.....		
3. Current year change in encumbrances.....		
4. Total gain (loss) on disposals.....		
5. Deduct amounts received on disposals.....		
6. Total foreign exchange change in book/adjusted carrying value.....		
7. Deduct current year's other-than-temporary impairment recognized.....		
8. Deduct current year's depreciation.....		
9. Book/adjusted carrying value at end of current period (Lines 1+2+3+4-5+6-7-8).....	0	0
10. Deduct total nonadmitted amounts.....		
11. Statement value at end of current period (Line 9 minus Line 10).....	0	0

**NONE**

**SCHEDULE B - VERIFICATION**

Mortgage Loans

	1 Year to Date	2 Prior Year Ended December 31
1. Book value/recorded investment excluding accrued interest, December 31 of prior year.....	121,258,948	133,172,753
2. Cost of acquired:		
2.1 Actual cost at time of acquisition.....		10,500,000
2.2 Additional investment made after acquisition.....		
3. Capitalized deferred interest and other.....		
4. Accrual of discount.....	13,021	17,363
5. Unrealized valuation increase (decrease).....		
6. Total gain (loss) on disposals.....	454,280	
7. Deduct amounts received on disposals.....	41,904,245	22,431,168
8. Deduct amortization of premium and mortgage interest points and commitment fees.....		
9. Total foreign exchange change in book value/recorded investment excluding accrued interest.....		
10. Deduct current year's other-than-temporary impairment recognized.....		
11. Book value/recorded investment excluding accrued interest at end of current period (Lines 1+2+3+4+5+6-7-8+9-10).....	79,822,004	121,258,948
12. Total valuation allowance.....		
13. Subtotal (Line 11 plus Line 12).....	79,822,004	121,258,948
14. Deduct total nonadmitted amounts.....		
15. Statement value at end of current period (Line 13 minus Line 14).....	79,822,004	121,258,948

**SCHEDULE BA - VERIFICATION**

Other Long-Term Invested Assets

	1 Year to Date	2 Prior Year Ended December 31
1. Book/adjusted carrying value, December 31 of prior year.....	57,244,538	85,905,414
2. Cost of acquired:		
2.1 Actual cost at time of acquisition.....		
2.2 Additional investment made after acquisition.....	11,353,545	41,494,659
3. Capitalized deferred interest and other.....		
4. Accrual of discount.....		
5. Unrealized valuation increase (decrease).....	714,101	216,691
6. Total gain (loss) on disposals.....	2,724,089	
7. Deduct amounts received on disposals.....	55,846,011	70,372,226
8. Deduct amortization of premium and depreciation.....		
9. Total foreign exchange change in book/adjusted carrying value.....		
10. Deduct current year's other-than-temporary impairment recognized.....	307,373	
11. Book/adjusted carrying value at end of current period (Lines 1+2+3+4+5+6-7-8+9-10).....	15,882,889	57,244,538
12. Deduct total nonadmitted amounts.....		
13. Statement value at end of current period (Line 11 minus Line 12).....	15,882,889	57,244,538

**SCHEDULE D - VERIFICATION**

Bonds and Stocks

	1 Year to Date	2 Prior Year Ended December 31
1. Book/adjusted carrying value of bonds and stocks, December 31 of prior year.....	1,479,384,400	1,517,924,263
2. Cost of bonds and stocks acquired.....	452,098,781	550,045,390
3. Accrual of discount.....	3,243,285	6,537,576
4. Unrealized valuation increase (decrease).....		
5. Total gain (loss) on disposals.....	(3,438,723)	825,097
6. Deduct consideration for bonds and stocks disposed of.....	262,190,622	588,626,871
7. Deduct amortization of premium.....	1,191,429	1,524,414
8. Total foreign exchange change in book/adjusted carrying value.....	2,202,155	(5,403,218)
9. Deduct current year's other-than-temporary impairment recognized.....		393,423
10. Book/adjusted carrying value at end of current period (Lines 1+2+3+4+5-6-7+8-9).....	1,670,107,847	1,479,384,400
11. Deduct total nonadmitted amounts.....		
12. Statement value at end of current period (Line 10 minus Line 11).....	1,670,107,847	1,479,384,400

## SCHEDULE D - PART 1B

Showing the Acquisitions, Dispositions and Non-Trading Activity

During the Current Quarter for all Bonds and Preferred Stock by NAIC Designation

QS102

NAIC Designation	1 Book/Adjusted Carrying Value Beginning of Current Quarter	2 Acquisitions During Current Quarter	3 Dispositions During Current Quarter	4 Non-Trading Activity During Current Quarter	5 Book/Adjusted Carrying Value End of First Quarter	6 Book/Adjusted Carrying Value End of Second Quarter	7 Book/Adjusted Carrying Value End of Third Quarter	8 Book/Adjusted Carrying Value December 31 Prior Year
<b>BONDS</b>								
1. NAIC 1 (a).....	740,325,201	292,203,075	138,590,947	(4,048,958)	680,523,468	740,325,201	889,888,371	649,241,589
2. NAIC 2 (a).....	639,034,322	22,210,777	25,677,276	8,150,588	642,665,460	639,034,322	643,718,411	655,847,839
3. NAIC 3 (a).....	122,706,049	2,036,921	6,606,137	(1,899,742)	127,375,196	122,706,049	116,237,091	121,059,527
4. NAIC 4 (a).....	45,072,426	8,484,210	10,570,012	(1,709,941)	46,366,991	45,072,426	41,276,683	49,664,499
5. NAIC 5 (a).....	3,254,121	.....	1,148,466	1,861,676	4,025,206	3,254,121	3,967,331	3,570,946
6. NAIC 6 (a).....	329,500	.....	500,000	170,500	148,750	329,500	0	.....
7. Total Bonds.....	1,550,721,619	324,934,983	183,092,838	2,524,123	1,501,105,071	1,550,721,619	1,695,087,887	1,479,384,400
<b>PREFERRED STOCK</b>								
8. NAIC 1.....	.....	.....	.....	.....	.....	.....	0	.....
9. NAIC 2.....	.....	.....	.....	.....	.....	.....	0	.....
10. NAIC 3.....	.....	.....	.....	.....	.....	.....	0	.....
11. NAIC 4.....	.....	.....	.....	.....	.....	.....	0	.....
12. NAIC 5.....	.....	.....	.....	.....	.....	.....	0	.....
13. NAIC 6.....	.....	.....	.....	.....	.....	.....	0	.....
14. Total Preferred Stock.....	0	0	0	0	0	0	0	0
15. Total Bonds and Preferred Stock.....	1,550,721,619	324,934,983	183,092,838	2,524,123	1,501,105,071	1,550,721,619	1,695,087,887	1,479,384,400

(a) Book/Adjusted Carrying Value column for the end of the current reporting period includes the following amount of non-rated short-term and cash equivalent bonds by NAIC designation:

NAIC 1 \$.....18,992,334; NAIC 2 \$.....0; NAIC 3 \$.....0; NAIC 4 \$.....0; NAIC 5 \$.....0; NAIC 6 \$.....0.

**SCHEDULE DA - PART 1**

Short-Term Investments

	1 Book/Adjusted Carrying Value	2 Par Value	3 Actual Cost	4 Interest Collected Year To Date	5 Paid for Accrued Interest Year To Date
9199999.....	15,984,519	.XXX.....	15,964,086	20,433	

**SCHEDULE DA - VERIFICATION**

Short-Term Investments

	1 Year To Date	2 Prior Year Ended December 31
1. Book/adjusted carrying value, December 31 of prior year.....	0	
2. Cost of short-term investments acquired.....	40,943,545	
3. Accrual of discount.....	25,135	
4. Unrealized valuation increase (decrease).....		
5. Total gain (loss) on disposals.....	8,028	
6. Deduct consideration received on disposals.....	24,992,189	
7. Deduct amortization of premium.....		
8. Total foreign exchange change in book/adjusted carrying value.....		
9. Deduct current year's other-than-temporary impairment recognized.....		
10. Book/adjusted carrying value at end of current period (Lines 1+2+3+4+5-6-7+8-9).....	15,984,519	0
11. Deduct total nonadmitted amounts.....		
12. Statement value at end of current period (Line 10 minus Line 11).....	15,984,519	0

**SCHEDULE DB - PART A - VERIFICATION**

Options, Caps, Floors, Collars, Swaps and Forwards

1. Book/adjusted carrying value, December 31, prior year (Line 9, prior year).....	16,705,194
2. Cost paid/(consideration received) on additions.....	(39,859)
3. Unrealized valuation increase/(decrease).....	314,420
4. Total gain (loss) on termination recognized.....	2,035,671
5. Considerations received/(paid) on terminations.....	1,744,141
6. Amortization.....	(21,556)
7. Adjustment to the book/adjusted carrying value of hedge item.....	
8. Total foreign exchange change in book/adjusted carrying value.....	(2,229,214)
9. Book/adjusted carrying value at end of current period (Lines 1 + 2 + 3 + 4 - 5 + 6 + 7 + 8).....	15,020,515
10. Deduct nonadmitted assets.....	
11. Statement value at end of current period (Line 9 minus Line 10).....	<u>15,020,515</u>

**SCHEDULE DB - PART B - VERIFICATION**

Futures Contracts

1. Book/adjusted carrying value, December 31, prior year (Line 6, prior year).....	
2. Cumulative cash change (Section 1, Broker Name/Net Cash Deposits Footnote - Cumulative Cash Change column).....	
3.1 Add:	
Change in variation margin on open contracts - Highly Effective Hedges:	
3.11 Section 1, Column 15, current year to date minus.....	
3.12 Section 1, Column 15, prior year.....	0
Change in variation margin on open contracts - All Other:	
3.13 Section 1, Column 18, current year to date minus.....	
3.14 Section 1, Column 18, prior year.....	0
3.2 Add:	
Change in adjustment to basis of hedged item:	
3.21 Section 1, Column 17, current year to date minus.....	<b>NONE</b>
3.22 Section 1, Column 17, prior year.....	0
Change in amount recognized:	
3.23 Section 1, Column 19, current year to date minus.....	
3.24 Section 1, Column 19, prior year.....	0
3.3 Subtotal (Line 3.1 minus Line 3.2).....	0
4.1 Cumulative variation margin on terminated contracts during the year.....	
4.2 Less:	
4.21 Amount used to adjust basis of hedged item.....	
4.22 Amount recognized.....	0
4.3 Subtotal (Line 4.1 minus Line 4.2).....	0
5. Dispositions gains (losses) on contracts terminated in prior year:	
5.1 Total gain (loss) recognized for terminations in prior year.....	
5.2 Total gain (loss) adjusted into the hedged item(s) for the terminations in prior year.....	
6. Book/adjusted carrying value at end of current period (Lines 1 + 2 + 3.3 - 4.3 - 5.1 - 5.2).....	0
7. Deduct nonadmitted assets.....	
8. Statement value at end of current period (Line 6 minus Line 7).....	<u>0</u>



**SCHEDULE DB - PART C - SECTION 1**

Replication (Synthetic Asset) Transactions Open as of Current Statement Date

Replication (Synthetic) Asset Transactions								Components of the Replication (Synthetic Asset) Transactions							
1 Number	2 Description	3 NAIC Designation or Other Description	4 Notional Amount	5 Book/Adjusted Carrying Value	6 Fair Value	7 Effective Date	8 Maturity Date	Derivative Instrument(s) Open			Cash Instrument(s) Held				
								9 Description	10 Book/Adjusted Carrying Value	11 Fair Value	12 CUSIP	13 Description	14 NAIC Desig. or Other Description	15 Book/Adjusted Carrying Value	16 Fair Value
<b>Replicated Assets Open</b>															
990335126...	CDX.NA.IG.27.....	2Z.....	.....22,000,000	.....19,773,358	.....25,940,442	09/27/2016	12/20/2021	CDX.NA.IG.27 Credit Default Swap..	.....246,650	.....279,567	912803 CH 4	TREASURY STRIP (PRIN).....	1.....	.....19,526,708	.....25,660,875
990335126...	CDX.NA.IG.27.....	2Z.....	.....	.....7,253,598	.....10,043,516	.....	.....	CDX.NA.IG.27 Credit Default Swap..	.....	.....	912803 CK 7	TREASURY STRIP (PRIN).....	1.....	.....7,253,598	.....10,043,516
9999999	Total.....	.....	.....	.....27,026,956	.....35,983,958	.....XXX.....	.....XXX.....	.....XXX.....	.....246,650	.....279,567	.....XXX.....	.....XXX.....	.....XXX.....	.....26,780,306	.....35,704,391

## SCHEDULE DB - PART C - SECTION 2

### Reconciliation (Synthetic Asset) Transactions Open

	First Quarter		Second Quarter		Third Quarter		Fourth Quarter		Year-To-Date	
	1 Number of Positions	2 Total Replication (Synthetic Asset) Transactions Statement Value	3 Number of Positions	4 Total Replication (Synthetic Asset) Transactions Statement Value	5 Number of Positions	6 Total Replication (Synthetic Asset) Transactions Statement Value	7 Number of Positions	8 Total Replication (Synthetic Asset) Transactions Statement Value	9 Number of Positions	10 Total Replication (Synthetic Asset) Transactions Statement Value
1. Beginning Inventory.....	2	39,537,208	1	26,455,610	1	26,702,311	0	0	2	39,537,208
2. Add: Opened or acquired transactions.....	1	26,455,610			1	27,026,956			2	53,482,566
3. Add: Increases in replication (synthetic asset) transactions statement value.....	XXX		XXX	246,701	XXX		XXX		XXX	246,701
4. Less: Closed or disposed of transactions.....	2	39,537,208			1	26,702,311			3	66,239,519
5. Less: Positions disposed of for failing effectiveness criteria.....									0	0
6. Less: Decreases in replication (synthetic asset) transactions statement value.....	XXX		XXX		XXX		XXX		XXX	0
7. Ending Inventory.....	1	26,455,610	1	26,702,311	1	27,026,956	0	0	1	27,026,956

## SCHEDULE DB - VERIFICATION

Verification of Book/Adjusted Carrying Value, Fair Value and Potential Exposure of all Open Derivative Contracts

		Book/Adjusted Carrying Value Check
1.	Part A, Section 1, Column 14.....	15,020,515
2.	Part B, Section 1, Column 15 plus Part B, Section 1 Footnote - Total Ending Cash Balance.....	
3.	Total (Line 1 plus Line 2).....	15,020,515
4.	Part D, Section 1, Column 5.....	15,097,327
5.	Part D, Section 1, Column 6.....	(76,812)
6.	Total (Line 3 minus Line 4 minus Line 5).....	0
		Fair Value Check
7.	Part A, Section 1, Column 16.....	18,259,339
8.	Part B, Section 1, Column 13.....	
9.	Total (Line 7 plus Line 8).....	18,259,339
10.	Part D, Section 1, Column 8.....	18,383,368
11.	Part D, Section 1, Column 9.....	(124,029)
12.	Total (Line 9 minus Line 10 minus Line 11).....	0
		Potential Exposure Check
13.	Part A, Section 1, Column 21.....	23,255,561
14.	Part B, Section 1, Column 20.....	
15.	Part D, Section 1, Column 11.....	23,255,561
16.	Total (Line 13 plus Line 14 minus Line 15).....	0

**SCHEDULE E- VERIFICATION**

Cash Equivalents

	1 Year To Date	2 Prior Year Ended December 31
1. Book/adjusted carrying value, December 31 of prior year.....	.0	
2. Cost of cash equivalents acquired.....	66,977,529	
3. Accrual of discount.....	6,752	
4. Unrealized valuation increase (decrease).....		
5. Total gain (loss) on disposals.....	3,726	
6. Deduct consideration received on disposals.....	57,992,489	
7. Deduct amortization of premium.....		
8. Total foreign exchange change in book/ adjusted carrying value.....		
9. Deduct current year's other-than-temporary impairment recognized.....		
10. Book/adjusted carrying value at end of current period (Lines 1+2+3+4+5-6-7+8-9).....	8,995,518	.0
11. Deduct total nonadmitted amounts.....		
12. Statement value at end of current period (Line 10 minus Line 11).....	8,995,518	.0

### SCHEDULE A - PART 2

Showing all Real Estate ACQUIRED AND ADDITIONS MADE During the Current Quarter

1 Description of Property	Location		4 Date Acquired	5 Name of Vendor	6 Actual Cost at Time of Acquisition	7 Amount of Encumbrances	8 Book/Adjusted Carrying Value Less Encumbrances	9 Additional Investment Made After Acquisition
	2 City	3 State						

**NONE**

QE01

### SCHEDULE A - PART 3

Showing all Real Estate DISPOSED During the Quarter, Including Payments During the Final Year on "Sales Under Contract "

1 Description of Property	Location		4 Disposal Date	5 Name of Purchaser	6 Actual Cost	7 Expended for Additions, Permanent Improvements and Changes in Encumbrances	8 Book/Adjusted Carrying Value Less Encumbrances Prior Year	Change in Book/Adjusted Carrying Value Less Encumbrances					14 Book/Adjusted Carrying Value Less Encumbrances on Disposal	15 Amounts Received During Year	16 Foreign Exchange Gain (Loss) on Disposal	17 Realized Gain (Loss) on Disposal	18 Total Gain (Loss) on Disposal	19 Gross Income Earned Less Interest Incurred on Encumbrances	20 Taxes, Repairs, and Expenses Incurred
	2 City	3 State						9 Current Year's Depreciation	10 Current Year's Other-Than-Temporary Impairment Recognized	11 Current Year's Change in Encumbrances	12 Total Change in B./A.C.V. (11 - 9 - 10)	13 Total Foreign Exchange Change in B./A.C.V.							

**NONE**

### SCHEDULE B - PART 2

Showing all Mortgage Loans ACQUIRED AND ADDITIONS MADE During the Current Quarter

1 Loan Number	Location		4 Loan Type	5 Date Acquired	6 Rate of Interest	7 Actual Cost at Time of Acquisition	8 Additional Investment Made After Acquisition	9 Value of Land and Buildings
	2 City	3 State						

# NONE

### SCHEDULE B - PART 3

Showing all Mortgage Loans DISPOSED, Transferred or Repaid During the Current Quarter

QE02

1 Loan Number	Location		4 Loan Type	5 Date Acquired	6 Disposal Date	7 Book Value/Recorded Investment Excluding Accrued Interest Prior Year	Change in Book Value/Recorded Investment						14 Book Value / Recorded Investment Excluding Accrued Interest on Disposal	15 Consideration	16 Foreign Exchange Gain (Loss) on Disposal	17 Realized Gain (Loss) on Disposal	18 Total Gain (Loss) on Disposal
	2 City	3 State					8 Unrealized Valuation Increase (Decrease)	9 Current Year's (Amortization) / Accretion	10 Current Year's Other-Than-Temporary Impairment Recognized	11 Capitalized Deferred Interest and Other	12 Total Change in Book Value (8 + 9 - 10 + 11)	13 Total Foreign Exchange Change in Book Value					
<b>Mortgages Closed by Repayment</b>																	
0000702358.....	ALPHARETTA.....	GA.....		05/26/2011....	09/29/2016....	14,150,000	-	-	-	-	0	-	14,150,000	14,150,000	-	-	0
0199999. Total - Mortgages Closed by Repayment.....						14,150,000	0	0	0	0	0	0	14,150,000	14,150,000	0	0	0
<b>Mortgages With Partial Repayments</b>																	
Scheduled Repayments.....											0	-	480,923	480,923	-	-	0
0299999. Total - Mortgages With Partial Repayments.....						0	0	0	0	0	0	0	480,923	480,923	0	0	0
<b>Mortgages Disposed</b>																	
0000702755.....	PORTLAND.....	OR.....		10/29/2015....	08/01/2016....	10,500,000	-	-	-	-	0	-	10,500,000	10,954,281	-	454,280	454,280
0399999. Total - Mortgages Disposed.....						10,500,000	0	0	0	0	0	0	10,500,000	10,954,281	0	454,280	454,280
0599999. Total Mortgages.....						24,650,000	0	0	0	0	0	0	25,130,924	25,585,204	0	454,280	454,280

### SCHEDULE BA - PART 2

Showing Other Long-Term Invested Assets ACQUIRED AND ADDITIONS MADE During the Current Quarter

1 CUSIP Identification	2 Name or Description	Location		5 Name of Vendor or General Partner	6 NAIC Designation	7 Date Originally Acquired	8 Type and Strategy	9 Actual Cost at Time of Acquisition	10 Additional Investment Made after Acquisition	11 Amount of Encumbrances	12 Commitment for Additional Investment	13 Percentage of Ownership				
		3 City	4 State													
<b>Joint Venture or Partnership Interests That Have Underlying Characteristics of Common Stocks - Unaffiliated</b>																
	Landmark Equity Partners XIV, L.P.....	Simsbury.....	CT...	Landmark.....		12/19/2008.....	.....3		.....17,087	- .....	.....326,492	.....0.230				
	Odyssey Investment Partners Fund IV, LP.....	New York.....	NY...	Odyssey Investment Partners.....		12/23/2008.....	.....3		.....3,667	- .....	.....782,532	.....0.150				
1599999	Total - Joint Venture or Partnership Interests That Have Underlying Characteristics of Common Stocks - Unaffiliated.....											.....0	.....20,754	.....0	.....1,109,024	.....XXX.....
<b>Joint Venture or Partnership Interests That Have Underlying Characteristics of Real Estate - Affiliated</b>																
	p000911 - MetLife LHH Member, LLC.....	Los Angeles.....	CA...	METLIFE.....		11/08/2012.....			.....3,447	- .....	- .....	.....50.000				
1899999	Total - Joint Venture or Partnership Interests That Have Underlying Characteristics of Real Estate - Affiliated.....											.....0	.....3,447	.....0	.....0	.....XXX.....
4499999	Subtotal - Unaffiliated.....											.....0	.....20,754	.....0	.....1,109,024	.....XXX.....
4599999	Subtotal - Affiliated.....											.....0	.....3,447	.....0	.....0	.....XXX.....
4699999	Totals.....											.....0	.....24,201	.....0	.....1,109,024	.....XXX.....

QE03

### SCHEDULE BA - PART 3

Showing Other Long-Term Invested Assets DISPOSED, Transferred or Repaid During the Current Quarter

1 CUSIP Identification	2 Name or Description	Location		5 Name of Purchaser or Nature of Disposal	6 Date Originally Acquired	7 Disposal Date	8 Book/Adjusted Carrying Value Less Encumbrances, Prior Year	Changes in Book/Adjusted Carrying Value						15 Book/Adjusted Carrying Value Less Encumbrances on Disposal	16 Consideration	17 Foreign Exchange Gain (Loss) on Disposal	18 Realized Gain (Loss) on Disposal	19 Total Gain (Loss) on Disposal	20 Investment Income					
		3 City	4 State					9 Unrealized Valuation Increase (Decrease)	10 Current Year's (Depreciation) or (Amortization) / Accretion	11 Current Year's Other-Than-Temporary Impairment Recognized	12 Capitalized Deferred Interest and Other	13 Total Change in B./A.C.V. (9+10-11+12)	14 Total Foreign Exchange Change in B./A.C.V.											
<b>Fixed or Variable Interest Rate Investments That Have Underlying Characteristics of Bonds - Affiliated</b>																								
59219#	10 9 Metropolitan Money Market Pool .....	New York.....	NY..	Various.....	09/30/2016	09/30/2016	.....45,247,079	- .....	- .....	- .....	- .....	.....0	- .....	.....45,247,079	.....45,247,079	- .....	- .....	.....0	- .....					
0899999	Total - Fixed or Variable Interest Rate Investments That Have Underlying Characteristics of Bonds - Affiliated.....											.....45,247,079	.....45,247,079	.....0	.....0	.....0	.....0							
<b>Joint Venture or Partnership Interests That Have Underlying Characteristics of Common Stocks - Unaffiliated</b>																								
	Landmark Equity Partners XIV, L.P.....	Simsbury.....	CT..	Normal Distributions and/or adjustments..	12/19/2008	09/30/2016	.....90,003	- .....	- .....	- .....	- .....	.....0	- .....	.....90,003	.....90,003	- .....	- .....	.....0	- .....					
1599999	Total - Joint Venture or Partnership Interests That Have Underlying Characteristics of Common Stocks - Unaffiliated.....											.....90,003	.....90,003	.....0	.....0	.....0	.....0							
<b>Joint Venture or Partnership Interests That Have Underlying Characteristics of Real Estate - Affiliated</b>																								
	p000911 - MetLife LHH Member, LLC.....	Los Angeles.....	CA..	METLIFE.....	11/08/2012	09/01/2016	.....3,617,900	.....476,692	- .....	- .....	- .....	.....476,692	- .....	.....4,094,592	.....6,818,681	- .....	.....2,724,089	.....2,724,089	- .....					
1899999	Total - Joint Venture or Partnership Interests That Have Underlying Characteristics of Real Estate - Affiliated.....											.....3,617,900	.....476,692	.....0	.....0	.....0	.....476,692	.....0	.....4,094,592	.....6,818,681	.....0	.....2,724,089	.....2,724,089	.....0
4499999	Subtotal - Unaffiliated.....											.....90,003	.....0	.....0	.....0	.....0	.....0	.....0	.....90,003	.....90,003	.....0	.....0	.....0	
4599999	Subtotal - Affiliated.....											.....48,864,979	.....476,692	.....0	.....0	.....0	.....476,692	.....0	.....49,341,671	.....52,065,760	.....0	.....2,724,089	.....2,724,089	.....0
4699999	Totals.....											.....48,954,982	.....476,692	.....0	.....0	.....0	.....476,692	.....0	.....49,431,674	.....52,155,763	.....0	.....2,724,089	.....2,724,089	.....0

**SCHEDULE D - PART 3**

Show all Long-Term Bonds and Stock Acquired During the Current Quarter

1	2		3	4	5		6	7	8	9	10
CUSIP Identification	Description		Foreign	Date Acquired	Name of Vendor		Number of Shares of Stock	Actual Cost	Par Value	Paid for Accrued Interest and Dividends	NAIC Designation or Market Indicator (a)
<b>Bonds - U.S. Government</b>											
38379W	5Y	4		07/20/2016	GOLDMAN SACHS & COMPANY			2,845,041	2,849,047	5,698	1
38379X	HU	7		07/19/2016	AMHERST PIERPONT SECURITIES LL			3,048,855	3,051,000	5,085	1
38379X	NX	4		07/14/2016	SANWA MCCARTHY SECURITIES			7,955,106	7,880,000	11,820	1
38379Y	J4	1		08/25/2016	NOMURA SECURITIES INTERNATIONA			4,492,480	4,448,000	10,749	1
38380A	CZ	8		08/29/2016	JP MORGAN SECURITIES LTD LDN			2,492,481	2,477,000	5,986	1
912828	2A	7		09/14/2016	BARCLAYS CAPITAL INC			24,515,685	25,000,000	31,590	1
912828	R3	6		08/03/2016	Various			65,744,687	65,000,000	195,397	1
0599999. Total Bonds - U.S. Government								111,094,335	110,705,047	266,325	XXX
<b>Bonds - All Other Government</b>											
29245J	AJ	1	R	08/02/2016	CITIGROUP GLOBAL MARKETS INC/			5,655,298	5,750,000		2FE
1099999. Total Bonds - All Other Government								5,655,298	5,750,000	0	XXX
<b>Bonds - U.S. Special Revenue and Special Assessment</b>											
3136A3	C5	8		07/26/2016	Various			4,991,383	4,681,250	12,743	1
3136A3	C5	8		09/01/2016	Various			27,347	27,347		1
3136AM	4J	5		08/22/2016	NOMURA SECURITIES INTERNATIONA			3,475,541	3,312,504	6,625	1
3136AS	3H	7		09/01/2016	Various			58,590	58,590		1
3136AS	3H	7		07/15/2016	Various			10,863,107	10,029,412	18,527	1
3136AT	NR	1		08/18/2016	WELLS FARGO & CO			2,444,169	2,402,132	6,005	1
3137AL	XC	8		09/01/2016	Interest Capitalization			102,105	102,105		1
3137BH	Q3	4		08/30/2016	RBC DOMINION SECURITIES INC			2,862,274	2,718,693	227	1
3137BQ	EQ	6		08/22/2016	NOMURA SECURITIES INTERNATIONA			3,617,883	3,439,461	6,879	1
3137BQ	PK	7		07/22/2016	MORGAN STANLEY & CO			11,113,931	10,591,000	22,947	1
3137BQ	TZ	0		08/19/2016	GOLDMAN SACHS & COMPANY			8,728,817	8,337,974	15,981	1
3137BR	NA	9		08/30/2016	MORGAN STANLEY & CO			8,635,148	8,775,000	609	1
3137BR	SG	1		08/24/2016	WELLS FARGO & CO			22,220,410	21,062,000	50,900	1
3199999. Total Bonds - U.S. Special Revenue and Special Assessment								79,140,705	75,537,468	141,443	XXX
<b>Bonds - Industrial and Miscellaneous</b>											
29273V	AD	2		09/15/2016	GOLDMAN SACHS & COMPANY			15,188	15,000	159	3FE
29273V	AF	7		09/14/2016	GOLDMAN SACHS & COMPANY			22,425	23,000	380	3FE
33972P	AA	7		07/12/2016	GOLDMAN SACHS & COMPANY			4,000,000	4,000,000		2FE
36242D	PL	1		07/28/2016	JP MORGAN SECURITIES LTD LDN			2,874,790	2,878,387	231	4AM
50076@	AC	6		09/07/2016	Various			3,996,250	4,000,000		4FE
50077L	AK	2		08/19/2016	Tax Free Exchange			4,594,519	4,600,000		2FE
55336V	AC	4		09/29/2016	Tax Free Exchange			1,490,136	1,500,000		2FE
561233	AC	1	F	09/19/2016	CITIGROUP GLOBAL MARKETS INC/			613,170	648,000	15,543	4FE
603374	AD	1	F	09/08/2016	HSBC SECURITIES			495,480	500,000		3FE
75281A	AV	1		09/16/2016	Tax Free Exchange			1,000,000	1,000,000		4FE
83402Q	AC	6		07/26/2016	DEUTSCHE BANK SECURITIES INC			3,998,593	4,000,000		2AM
83402V	AB	7		09/09/2016	GOLDMAN SACHS & COMPANY			999,610	1,000,000		2AM

QE04



### SCHEDULE D - PART 3

Show all Long-Term Bonds and Stock Acquired During the Current Quarter

1	2	3	4	5	6	7	8	9	10
CUSIP Identification	Description	Foreign	Date Acquired	Name of Vendor	Number of Shares of Stock	Actual Cost	Par Value	Paid for Accrued Interest and Dividends	NAIC Designation or Market Indicator (a)
90270Y AA 7	UBS-BARCLAYS COMMERCIAL MORTGA 3.347%.....		07/27/2016....	ISSUING COMPANY.....		3,424,994	3,293,925	7,962	1FM.....
90270Y AG 4	UBS-BARCLAYS COMMERCIAL MORTGA 3.649%.....		07/27/2016....	ISSUING COMPANY.....		2,687,603	2,635,141	6,944	1FM.....
90270Y AL 3	UBS-BARCLAYS COMMERCIAL MORTGA 4.223%.....		07/27/2016....	ISSUING COMPANY.....		1,548,886	1,570,934	4,648	1FM.....
95000H BH 4	WELLS FARGO COMMERCIAL MORTGAG 3.013%.....		09/14/2016....	WELLS FARGO & CO.....		10,299,260	10,000,000	26,188	1FE.....
95000H BL 5	WELLS FARGO COMMERCIAL MORTGAG 3.165%.....		09/14/2016....	WELLS FARGO & CO.....		2,059,914	2,000,000	5,633	1FE.....
960413 AN 2	WESTLAKE CHEMICAL CORP 4.875% 05/15/23.....		09/08/2016....	Tax Free Exchange.....		1,472,621	1,500,000		2FE.....
000000 00 0	HILTON WORLDWIDE FINANCE LLC HILTON WORL.....		08/18/2016....	Tax Free Exchange.....		1,503,828	1,505,588		3FE.....
3899999	Total Bonds - Industrial and Miscellaneous.....					47,097,267	46,669,975	67,688	XXX
8399997	Total Bonds - Part 3.....					242,987,605	238,662,490	475,456	XXX
8399999	Total Bonds.....					242,987,605	238,662,490	475,456	XXX
9999999	Total Bonds, Preferred and Common Stocks.....					242,987,605	XXX	475,456	XXX

(a) For all common stock bearing the NAIC market indicator "U" provide: the number of such issues:.....0.

QE04.1

## SCHEDULE D - PART 4

Show All Long-Term Bonds and Stock Sold, Redeemed or Otherwise Disposed of During the Current Quarter

1	2	3	4	5	6	7	8	9	10	Change in Book/Adjusted Carrying Value					16	17	18	19	20	21	22
										11	12	13	14	15							
CUSIP Identification	Description	F o r e i g n	Disposal Date	Name of Purchaser	Number of Shares of Stock	Consideration	Par Value	Actual Cost	Prior Year Book/Adjusted Carrying Value	Unrealized Valuation Increase/ (Decrease)	Current Year's (Amortization)/ Accretion	Current Year's Other-Than-Temporary Impairment Recognized	Total Change in B./A.C.V. (11+12-13)	Total Foreign Exchange Change in B./A.C.V.	Book/Adjusted Carrying Value at Disposal Date	Foreign Exchange Gain (Loss) on Disposal	Realized Gain (Loss) on Disposal	Total Gain (Loss) on Disposal	Bond Interest / Stock Dividends Received During Year	Stated Contractual Maturity Date	NAIC Designation or Market Indicator (a)
<b>Bonds - U.S. Government</b>																					
36202E T3 3	GOVERNMENT NATIONAL MORTGAGE A 6.000%		09/01/2016	Paydown		70,112	70,112	71,229	71,039		(927)		(927)		70,112			0	2,720	06/20/2038	1
912828 R3 6	UNITED STATES TREASURY 1.625% 05/15/26		07/25/2016	Various		40,172,756	40,000,000	40,592,284			(1,336)		(1,336)		40,590,948		(418,192)	(418,192)	121,654	05/15/2026	1
1099999. Total Bonds - U.S. Government						40,242,868	40,070,112	40,663,513	71,039	0	(2,263)	0	(2,263)	0	40,661,060	0	(418,192)	(418,192)	124,374	XXX	XXX
<b>Bonds - All Other Government</b>																					
05970A AA 0	BANCO NACIONAL DE COMERCIO EXT 4.375%	R	07/12/2016	HSBC SECURITIES		1,055,000	1,000,000	997,190	997,239		123		123		997,362		57,638	57,638	32,934	10/14/2025	2FE
1099999. Total Bonds - All Other Government						1,055,000	1,000,000	997,190	997,239	0	123	0	123	0	997,362	0	57,638	57,638	32,934	XXX	XXX
<b>Bonds - U.S. Special Revenue and Special Assessment</b>																					
31283H 2Q 7	FEDERAL HOME LOAN MORTGAGE COR 6.500%		09/01/2016	Paydown		26,328	26,328	26,405	26,372		(45)		(45)		26,328			0	1,130	12/01/2031	1
31283H 2R 5	FEDERAL HOME LOAN MORTGAGE COR 6.500%		09/01/2016	Paydown		6,864	6,864	6,867	6,864				0		6,864			0	295	09/01/2032	1
3128M1 AB 5	FEDERAL HOME LOAN MORTGAGE COR FHLMC 5.0		09/01/2016	Paydown		47,052	47,052	45,861	46,436		617		617		47,052			0	1,534	08/01/2020	1
3128QS 3S 3	FEDERAL HOME LOAN MORTGAGE COR 5.702%		09/01/2016	Paydown		31	31	31	31				0		31			0	2	03/01/2037	1
3128QS 4Q 6	FEDERAL HOME LOAN MORTGAGE COR 5.203%		09/01/2016	Paydown		24,781	24,781	24,909	24,781				0		24,781			0	954	02/01/2037	1
31292H 4K 7	FEDERAL HOME LOAN MORTGAGE COR 6.000%		09/01/2016	Paydown		85,027	85,027	85,665	85,568		(541)		(541)		85,027			0	3,457	12/01/2033	1
31371L CD 9	FEDERAL NATIONAL MORTGAGE ASSO 5.000%		09/01/2016	Paydown		26,941	26,941	26,182	26,258		683		683		26,941			0	894	09/01/2033	1
31371M CF 2	FEDERAL NATIONAL MORTGAGE ASSO 5.500%		09/01/2016	Paydown		27,824	27,824	26,887	26,970		854		854		27,824			0	1,004	07/01/2035	1
3138WG A4 6	FEDERAL NATIONAL MORTGAGE ASSO 3.500%		09/01/2016	Paydown		876,385	876,385	906,647			(30,263)		(30,263)		876,385			0	18,962	12/01/2045	1
31403C WF 4	FEDERAL NATIONAL MORTGAGE ASSO 4.500%		09/01/2016	Paydown		92,171	92,171	85,503	86,646		5,526		5,526		92,171			0	2,687	09/01/2035	1
31411U HN 4	FEDERAL NATIONAL MORTGAGE ASSO 5.741%		09/01/2016	Paydown		160	160	161	160				0		160			0	6	03/01/2037	1
31414E RC 0	FEDERAL NATIONAL MORTGAGE ASSO 6.000%		09/01/2016	Paydown		16,663	16,663	16,723	16,705		(41)		(41)		16,663			0	668	07/01/2038	1
3199999. Total Bonds - U.S. Special Revenue and Special Assessment						1,230,227	1,230,227	1,251,841	346,791	0	(23,210)	0	(23,210)	0	1,230,227	0	0	0	31,593	XXX	XXX
<b>Bonds - Industrial and Miscellaneous</b>																					
00115* AA 0	AES ILUMINA LLC 6.000% 03/26/32		09/30/2016	Redemption	100.0000	52,732	52,732	52,732	52,732				0		52,732			0	2,408	03/26/2032	3
00485X A* 2	ACOSTA HOLDCO INC 09/26/21		07/29/2016	Redemption	100.0000	622	622	615	615		6		6		622			0	20	09/26/2021	4FE
030981 AF 1	AMERIGAS PARTNERS LP/AMERIGAS AMERICAS P		07/27/2016	Call	103.2500	2,065,000	2,000,000	2,000,000	2,000,000		65,000		65,000		2,065,000			0	89,194	05/20/2021	3FE
07324F AC 4	BAYVIEW FINANCIAL ACQUISITION 6.831% 0		09/01/2016	Paydown		111,688	111,688	90,624	93,009		18,678		18,678		111,688			0	3,508	08/01/2047	1FM
073879 VF 2	BEAR STEARNS ASSET BACKED SECU 0.965%		09/25/2016	Paydown		393,958	393,958	346,252	370,749		23,209		23,209		393,958			0	2,843	05/25/2035	1FM
09531@ AA 5	BLUE BUFFALO CO LTD 08/07/19		09/30/2016	Redemption	100.0000	2,475	2,475	2,434	2,447		28		28		2,475			0	71	08/07/2019	3FE
121575 AG 9	BURLINGTON STORES INC 08/13/21		07/29/2016	Redemption	100.0000	465,417	465,417	463,090	463,229		2,188		2,188		465,417			0	12,556	08/13/2021	3FE
12648E AJ 1	CSMC_14-2R 3.000% 05/01/36		09/01/2016	Paydown		300,955	300,955	272,364	274,940		26,015		26,015		300,955			0	6,032	05/01/2036	1FM
12648E AN 2	CSMC_14-2R 3.000% 05/01/36		09/01/2016	Paydown		37,609	37,609	8,160	9,256		(9,256)		(9,256)					0	783	05/01/2036	1FM
12648G BN 6	CREDIT SUISSE MORTGAGE TRUST C 0.657%		07/19/2016	Various		3,563,744	3,618,014	3,328,573	3,398,708		28,525		28,525		3,427,233		136,511	136,511	11,884	03/27/2037	1FM

QE05

**SCHEDULE D - PART 4**

Show All Long-Term Bonds and Stock Sold, Redeemed or Otherwise Disposed of During the Current Quarter

QE05 1

1	2	3	4	5	6	7	8	9	10	Change in Book/Adjusted Carrying Value					16	17	18	19	20	21	22
										11	12	13	14	15							
CUSIP Identification	Description	Forfeiture	Disposal Date	Name of Purchaser	Number of Shares of Stock	Consideration	Par Value	Actual Cost	Prior Year Book/Adjusted Carrying Value	Unrealized Valuation Increase/(Decrease)	Current Year's (Amortization)/Accretion	Current Year's Other-Than-Temporary Impairment Recognized	Total Change in B./A.C.V. (11+12-13)	Total Foreign Exchange Change in B./A.C.V.	Book/Adjusted Carrying Value at Disposal Date	Foreign Exchange Gain (Loss) on Disposal	Realized Gain (Loss) on Disposal	Total Gain (Loss) on Disposal	Bond Interest / Stock Dividends Received During Year	Stated Contractual Maturity Date	NAIC Designation or Market Indicator (a)
126650 BP 4	CVS PASSTHROUGH TRUST 6.036% 12/10/28.....		09/10/2016	Redemption 100.0000.....		4,919	4,919	4,867	4,885		34		34		4,919			0	198	12/10/2028	2FE.....
126650 BV 1	CVS PASSTHROUGH TRUST CVS PASS-THROUGH T		09/10/2016	Redemption 100.0000.....		46,538	46,538	46,538	46,538				0		46,538			0	1,792	01/10/2033	2FE.....
12674@ AA 6	CVS PASSTHROUGH TRUST 4.016% 08/10/35.....		09/10/2016	Redemption 100.0000.....		13,551	13,551	13,551	13,551				0		13,551			0	363	08/10/2035	2.....
196541 A* 7	COLORADO NATURAL GAS INC 5.500% 09/30/.....		09/30/2016	Redemption 100.0000.....		50,000	50,000	50,000	50,000				0		50,000			0	2,750	09/30/2032	3.....
233046 AD 3	DB MASTER FINANCE LLC DNKN_15- 3.980%.....		08/20/2016	Paydown.....		25,000	25,000	25,000	25,000				0		25,000			0	746	02/20/2045	2AM.....
235851 AH 5	DANAHER CORPORATION DANAHER CORP 5.4% 3/.....		08/15/2016	Call 110.5950.....		1,105,950	1,000,000	999,320	999,741		106,209		106,209		1,105,950			0	51,600	03/01/2019	1FE.....
29245J AE 2	EMPRESA NACIONAL DEL PETROLEO 5.250% 0.....	F	08/05/2016	DIRECT.....		2,058,703	2,000,000	2,115,000	2,066,546		(7,844)		(7,844)		2,058,703			0	103,250	08/10/2020	2FE.....
29245J AF 9	EMPRESA NACIONAL DEL PETROLEO 4.75% 12/6.....	R	08/05/2016	DIRECT.....		4,254,154	4,297,000	4,224,853	4,250,044		4,110		4,110		4,254,154			0	134,938	12/06/2021	2FE.....
29248D AA 0	ENA NORTE TRUST 4.950% 04/25/28.....	R	07/25/2016	Redemption 100.0000.....		182,241	182,241	183,427	183,036		(795)		(795)		182,241			0	6,766	04/25/2023	3AM.....
29273V AD 2	ENERGY TRANSFER EQUITY LP 5.875% 01/15.....		09/23/2016	GOLDMAN SACHS & COMPANY.....		14,420	14,000	14,175					0		14,175		245	245	167	01/15/2024	3FE.....
362256 AC 3	GSAA HOME EQUITY TRUST GSAA_06 0.765%.....		09/25/2016	Paydown.....		230,645	230,645	128,809	129,489		101,155		101,155		230,645			0	1,057	10/25/2036	1FM.....
36242D PL 1	GSR MORTGAGE LOAN TRUST GSR_04 3.077%.....		09/01/2016	Paydown.....		116,280	116,280	116,135			145		145		116,280			0	298	12/01/2034	4AM.....
373200 AY 0	AXIALL CORP 4.875% 05/15/23.....		09/08/2016	Tax Free Exchange.....		1,472,621	1,500,000	1,462,500	1,470,320		2,301		2,301		1,472,621			0	36,563	05/15/2023	3FE.....
379352 AL 1	GLOBAL MARINE INC. 7.000% 06/01/28.....		09/14/2016	Various.....		87,929	131,000	126,563	127,932		99		99		128,031		(40,102)	(40,102)	6,561	06/01/2028	4FE.....
423074 AX 1	HJ HEINZ CO 3.950% 07/15/25.....		08/19/2016	Tax Free Exchange.....		4,594,519	4,600,000	4,593,882	4,594,191		328		328		4,594,519			0	188,261	07/15/2025	2FE.....
43289* AA 0	HILTON WORLDWIDE FINANCE LLC 09.....		08/18/2016	Tax Free Exchange.....		1,503,828	1,505,588	1,503,374	1,503,676		152		152		1,503,828			0	28,701	09/23/2020	3FE.....
44043V AD 0	HORIZON PHARMA INC 04/29/21.....		09/30/2016	Redemption 100.0000.....		627	627	597	597		29		29		627			0	21	04/29/2021	3FE.....
44701P AV 6	HUNTSMAN INTERNATIONAL LLC 10/0.....		09/30/2016	Redemption 100.0000.....		7,500	7,500	7,521	7,515		(15)		(15)		7,500			0	191	10/01/2021	3FE.....
45661@ AE 3	INEOS US FINANCE LLC 05/04/18.....		09/30/2016	Redemption 100.0000.....		6,075	6,075	6,075	6,075				0		6,075			0	173	05/04/2018	3FE.....
458204 AP 9	INTELSAT LUXEMBOURG SA INTELSAT LUXEMBOU	F	08/04/2016	WELLS FARGO & CO.....		133,750	500,000	500,000	500,000				0		500,000		(366,250)	(366,250)	26,694	06/01/2021	6FE.....
50152# AC 1	KT REAL ESTATE HOLDINGS LLC 3.580% 05/.....		08/24/2016	Redemption 100.0000.....		24,085	24,085	24,085	24,085				0		24,085			0	647	05/24/2035	2.....
52518R CC 8	LSSC_05-1 0.865% 09/26/45.....		09/26/2016	Paydown.....		209,240	209,240	185,684	190,104		19,137		19,137		209,240			0	1,112	09/26/2045	1FM.....
52524P AA 0	LEHMAN XS TRUST LXS_07-6 2.495% 05/01/.....		09/01/2016	Paydown.....		151,572	363,412	205,824	232,616		(81,044)		(81,044)		151,572			0	4,919	05/01/2037	1FM.....
55336V AB 6	MPLX LP 5.500% 02/15/23.....		09/29/2016	Tax Free Exchange.....		1,490,136	1,500,000	1,489,044	1,489,099		1,037		1,037		1,490,136			0	82,500	02/15/2023	2FE.....
561233 AA 5	MALLINCKRODT INTERNATIONAL FIN 5.750%.....	R	09/19/2016	CITIGROUP GLOBAL MARKETS INC/		631,800	648,000	648,000	648,000				0		648,000		(16,200)	(16,200)	42,539	08/01/2022	4FE.....
603374 AB 5	MINERVA LUXEMBOURG SA MINERVA LUXEMBOURG	F	09/15/2016	DIRECT.....		493,854	500,000	491,505	493,341		511		511		493,852		2	2	43,594	01/31/2023	3FE.....
61751J AK 7	MORGAN STANLEY MORTGAGE LOAN T 5.960%.....		09/01/2016	Paydown.....		149,923	149,923	114,715	107,915		42,008		42,008		149,923			0	4,774	02/01/2047	1FM.....
629377 BJ 0	NRG ENERGY INC 8.250% 09/01/20.....		09/01/2016	Call 102.7500.....		1,541,250	1,500,000	1,500,000	1,500,000		41,250		41,250		1,541,250			0	123,750	09/01/2020	4FE.....
63861H AL 2	NSMLT_13-A 5.607% 12/01/52.....		09/01/2016	Paydown.....		232,066	232,066	247,869	247,716		(15,650)		(15,650)		232,066			0	8,971	12/01/2052	1FM.....
643529 AB 6	NEW CENTURY ALTERNATIVE MORTGA 5.403%.....		09/01/2016	Paydown.....		214,906	214,906	141,301	117,439		97,468		97,468		214,906			0	4,633	10/01/2036	1FM.....
67053N AC 8	MONITRON INTL 03/26/22.....		07/26/2016	Various.....		159,062	167,875	167,036	167,082		42		42		167,124		(8,062)	(8,062)	3,819	03/26/2022	4FE.....
72165N AV 1	PILOT TRAVEL CENTERS LLC 05/25/.....		07/29/2016	Redemption 100.0000.....		1,876	1,876	1,861			15		15		1,876			0	11	05/25/2023	3FE.....

### SCHEDULE D - PART 4

Show All Long-Term Bonds and Stock Sold, Redeemed or Otherwise Disposed of During the Current Quarter

1	2	3	4	5	6	7	8	9	10	Change in Book/Adjusted Carrying Value					16	17	18	19	20	21	22
										11	12	13	14	15							
CUSIP Identification	Description	Forfeiture	Disposal Date	Name of Purchaser	Number of Shares of Stock	Consideration	Par Value	Actual Cost	Prior Year Book/Adjusted Carrying Value	Unrealized Valuation Increase/(Decrease)	Current Year's (Amortization)/Accretion	Current Year's Other-Than-Temporary Impairment Recognized	Total Change in B./A.C.V. (11+12-13)	Total Foreign Exchange Change in B./A.C.V.	Book/Adjusted Carrying Value at Disposal Date	Foreign Exchange Gain (Loss) on Disposal	Realized Gain (Loss) on Disposal	Total Gain (Loss) on Disposal	Bond Interest / Stock Dividends Received During Year	Stated Contractual Maturity Date	NAIC Designation or Market Indicator (a)
737446 A*	5 POST HOLDINGS INC 05/23/21		08/05/2016	Redemption 100.0000		237,202	237,202	236,016	236,075		1,127		1,127		237,202			0	6,103	05/23/2021	3FE
74958E AS	5 RESIDENTIAL ASSET SECURITIES C 5.750%		09/01/2016	Paydown		105,840	115,417	102,630	102,276		3,564		3,564		105,840			0	4,413	12/01/2036	1FM
75281A AM	1 RANGE RESOURCES CORP RANGE RESOURCES COR		09/16/2016	Tax Free Exchange		1,000,000	1,000,000	1,000,000	1,000,000				0		1,000,000			0	28,750	06/01/2021	4FE
771196 AS	1 ROCHE HOLDINGS INC 6% 6.000% 03/01/19		08/26/2016	DIRECT		1,205,078	1,211,000	1,191,963	1,203,697		1,381		1,381		1,205,078			0	71,449	03/01/2019	1FE
81675K AD	1 SEMINOLE TRIBE OF FLORIDA 04/20		09/30/2016	Redemption 100.0000		28,226	28,226	28,194	28,200		26		26		28,226			0	645	04/20/2020	3FE
81810# AA	4 SEVENTY SEVEN ENERGY INCF52418		09/30/2016	Redemption 100.0000		625	625	628	627		(2)		(2)		625			0	18	06/25/2020	5FE
828807 BW	6 SIMON PROPERTY GROUP LP 5.250% 12/01/1		09/02/2016	Call 100.0000		5,000,000	5,000,000	4,960,350	4,995,422		4,578		4,578		5,000,000			0	197,604	12/01/2016	1FE
82926# AF	2 SINCLAIR TELEVISION GROUP INC 0		09/30/2016	Redemption 100.0000		1,250	1,250	1,247	1,247		3		3		1,250			0	33	07/31/2021	3FE
88031N AA	5 TENASKA ALABAMA Tenaska Alabama Partners		09/30/2016	Redemption 100.0000		3,808	3,808	3,860	3,831		(23)		(23)		3,808			0	200	06/30/2021	3FE
88031R AA	6 TENASKA ALABAMA 6.125% 03/30/23		09/30/2016	Redemption 100.0000		66,263	66,263	67,778	67,017		(754)		(754)		66,263			0	3,044	03/30/2023	2FE
886547 D*	6 TIFFANY&CO 1.720% 09/01/16		09/01/2016	Maturity		10,532,435	10,532,435	12,044,319	9,036,119				0	3,008,200	12,044,319	(1,511,883)		(1,511,883)	172,877	09/01/2016	2
90270Y AJ	8 UBS-BARCLAYS COMMERCIAL MORTGA UBSBB 201		07/27/2016	ISSUING COMPANY		7,661,483	7,500,000	7,732,241	7,674,898		(13,694)		(13,694)		7,661,203		280	280	177,935	03/01/2046	1FM
91818* AA	9 FEDERAL FUNDING GROUP LLC 5.320% 03/07		09/07/2016	Redemption 100.0000		64,118	64,118	64,118	64,118				0		64,118			0	2,275	03/07/2033	1
94978# AN	7 COMMONWEALTH EDISON 6.690% 06/15/17		09/23/2016	Redemption 100.0000		13,919	13,919	13,919	13,919				0		13,919			0	621	05/15/2017	2
000000 00	0 Summary Adjustment		09/30/2016	VARIOUS		(26,192)							0		(26,192)			0		10/01/2017	2Z
000000 00	0 ALLIANCE TIRE GROUP BV 9.750% 06/28/21		07/01/2016	Redemption 98.3863		1,147,841	1,166,667	1,143,334	1,146,404		1,437		1,437		1,147,841			0	56,875	06/28/2021	5*
000000 00	0 HILTON WORLDWIDE FINANCE LLC HILTON WORL		09/30/2016	Redemption 100.0000		3,764	3,764	3,760	3,760		4		4		3,764			0	6	10/26/2023	3FE
G0369@ AT	3 ANGLIAN WATER SERVICES FINANCI 3.537%		09/12/2016	METLIFE OBS 10273		5,162,184	4,657,100	5,172,785			(10,424)		(10,424)		5,162,361	(310,146)	309,969	(177)	67,694	10/15/2023	1Z
L0426@ AA	9 AWAS FINANCE LUXEMBOURG 2012 07		07/18/2016	Redemption 100.0000		13,468	13,468	13,502	13,484		(16)		(16)		13,468			0	361	07/16/2018	3FE
N6587@ AA	9 KKR AT AUXILIARY DUTCH BV 9.750% 06/28		07/01/2016	Redemption 100.0000		2,000,000	2,000,000	2,000,000	2,000,000				0		2,000,000			0	97,500	06/28/2021	4
N6587@ AB	7 ALLIANCE TIRE GROUP BV 9.750% 06/28/21		07/01/2016	Redemption 95.1382		951,382	1,000,000	932,500	947,811		3,571		3,571		951,382			0	48,750	06/28/2021	4
N8879# AC	6 TRONOX INC 03/19/20		09/30/2016	Various		3,942,264	4,002,264	4,002,866	4,020,439		(3,116)		(3,116)		4,017,323		(75,059)	(75,059)	93,677	03/19/2020	4FE
P7077@ AH	7 Nassau Air Dev 6.340% 03/30/35		09/30/2016	Redemption 100.0000		32,500	32,500	32,500	32,500				0		32,500			0	1,545	03/30/2035	2FE
P7077@ AK	0 Nassau Air Dev 6.440% 06/30/35		09/30/2016	Redemption 100.0000		37,500	37,500	37,500	37,500				0		37,500			0	1,811	06/30/2035	2FE
3899999	Total Bonds - Industrial and Miscellaneous					67,350,569	67,413,343	68,689,965	60,487,802	0	452,737	0	452,737	3,008,200	69,231,265	(1,822,029)	(58,666)	(1,880,695)	2,075,844	XXX	XXX
8399997	Total Bonds - Part 4					109,878,664	109,713,682	111,602,509	61,902,871	0	427,387	0	427,387	3,008,200	112,119,914	(1,822,029)	(419,220)	(2,241,249)	2,264,745	XXX	XXX
8399999	Total Bonds					109,878,664	109,713,682	111,602,509	61,902,871	0	427,387	0	427,387	3,008,200	112,119,914	(1,822,029)	(419,220)	(2,241,249)	2,264,745	XXX	XXX
9999999	Total Bonds, Preferred and Common Stocks					109,878,664	XXX	111,602,509	61,902,871	0	427,387	0	427,387	3,008,200	112,119,914	(1,822,029)	(419,220)	(2,241,249)	2,264,745	XXX	XXX

QE05.2

(a) For all common stock bearing the NAIC market indicator "U" provide: the number of such issues:.....0.

**SCHEDULE DB - PART A - SECTION 1**

Showing all Options, Caps, Floors, Collars, Swaps and Forwards Open as of Current Statement Date

1	2	3	4	5	6	7	8	9	10	11	12	13	14	15	16	17	18	19	20	21	22	23
Description	Description of Items(s) Hedged, Used for Income Generation or Replicated	Schedule / Exhibit Identifier	Type(s) of Risk(s) (a)	Exchange, Counterparty or Central Clearinghouse	Trade Date	Date of Maturity or Expiration	Number of Contracts	Notional Amount	Strike Price, Rate of Index Received (Paid)	Cumulative Prior Year(s) Initial Cost of Premium (Received) Paid	Current Year Initial Cost of Premium (Received) Paid	Current Year Income	Book/Adjusted Carrying Value	Carrying Value	Fair Value	Unrealized Valuation Increase (Decrease)	Total Foreign Exchange Change in B./A.C.V.	Current Year's (Amortization) / Accretion	Adjustment to Carrying Value of Hedged Items	Potential Exposure	Credit Quality of Reference Entity	Hedge Effectiveness at Inception and at Year-end (b)
<b>Swaps - Hedging Effective - Foreign Exchange</b>																						
Currency swap - Rec fixed USD [Pay fixed EUR]	D2736#AJ8 FRITZ DRAXLMAIER GMBH & CO KG	D 1.....	Currency	Citibank N A..... E57ODZWZ7FF32TWEFA76.	.02/21/2014	.04/02/2021	-	2,058,000	4.7160% [3.5700%].....	-	-	26,674	372,300	357,966	-	(56,250)	-	-	-	21,845	XXX	100/100.....
Currency swap - Rec fixed USD [Pay fixed EUR]	G2616#AB7 DCC TREASURY 2014 LTD	D 1.....	Currency	BNP Paribas..... R0MUWSFPU8MPRO8K5P83	.03/20/2014	.05/21/2021	-	13,771,000	4.2380% [3.0000%].....	-	-	183,499	2,533,000	2,444,245	-	(375,000)	-	-	-	148,336	XXX	100/100.....
Currency swap - Rec fixed USD [Pay fixed EUR]	L8367#AC7 SHURGARD LUXEMBOURG SARL CB 3.26%	D 1.....	Currency	BNP Paribas..... R0MUWSFPU8MPRO8K5P83	.06/25/2014	.07/24/2026	-	8,302,497	4.7400% [3.2600%].....	-	-	129,095	1,458,555	1,468,038	-	(228,375)	-	-	-	130,082	XXX	100/100.....
Currency swap - Rec fixed USD [Pay fixed EUR]	N7334#AJ2 Wereldhave N.V. 3.06% 7/2026	D 1.....	Currency	BNP Paribas..... R0MUWSFPU8MPRO8K5P83	.07/01/2014	.07/23/2026	-	9,578,100	4.5270% [3.0600%].....	-	-	147,771	1,711,500	1,704,553	-	(262,500)	-	-	-	150,047	XXX	100/100.....
Currency swap - Rec fixed USD [Pay fixed EUR]	X2145*AA4 Elenia Finance 20y 7/30/2034	D 1.....	Currency	Citibank N A..... E57ODZWZ7FF32TWEFA76.	.07/25/2014	.07/30/2034	-	2,016,150	5.1000% [3.6010%].....	-	-	31,854	330,450	358,749	-	(56,250)	-	-	-	42,580	XXX	100/100.....
Currency swap - Rec fixed USD [Pay fixed EUR]	59010QAAA MERLIN ENTERTAINMENTS PLC	D 1.....	Currency	Citibank N A..... E57ODZWZ7FF32TWEFA76.	.03/13/2015	.03/15/2022	-	524,750	4.9860% [2.7500%].....	-	-	7,935	(37,150)	(41,652)	-	(18,750)	-	-	-	6,129	XXX	100/100.....
Currency swap - Rec fixed USD [Pay fixed EUR]	X7360WAJ1 ROMANIA REPUBLIC OF ..	D 1.....	Currency	Citibank N A..... E57ODZWZ7FF32TWEFA76.	.10/22/2015	.10/29/2025	-	1,111,000	4.4975% [2.7500%].....	-	-	14,023	(12,800)	(55,516)	-	(37,500)	-	-	-	16,743	XXX	100/100.....
Currency swap - Rec fixed USD [Pay fixed GBP]	Portman Estate Funds (Multiple Cusips)..	D 1.....	Currency	Deutsche Bank AG 7LTWZFYICNSX8D621K86.....	.02/06/2013	.03/05/2028	-	3,913,000	4.3475% [4.1300%].....	-	-	24,177	665,500	565,834	-	437,250	-	-	-	66,162	XXX	95/100.....
Currency swap - Rec fixed USD [Pay fixed GBP]	G3646#AC7 FORTH PORTS LTD.....	D 1.....	Currency	Citibank N A..... E57ODZWZ7FF32TWEFA76.	.11/13/2013	.12/05/2031	-	8,152,350	5.4800% [5.0300%].....	-	-	69,150	1,527,450	1,677,876	-	891,990	-	-	-	158,861	XXX	100/99.....
Currency swap - Rec fixed USD [Pay fixed JPY]	J7660*AA4 ST. JUDE MEDICAL JAPAN.	D 1.....	Currency	Citibank N A..... E57ODZWZ7FF32TWEFA76.	.03/19/2010	.04/28/2017	-	3,600,000	4.3160% [1.5800%].....	-	-	78,438	384,476	412,043	-	(508,678)	-	-	-	13,653	XXX	100/100.....
Currency swap - Rec fixed USD [Pay fixed JPY]	J7660*AB2 ST. JUDE MEDICAL JAPAN.	D 1.....	Currency	Citibank N A..... E57ODZWZ7FF32TWEFA76.	.03/19/2010	.04/28/2020	-	3,750,000	4.8600% [2.0400%].....	-	-	85,528	400,496	531,317	-	(529,873)	-	-	-	35,467	XXX	100/100.....
Currency swap - Rec fixed USD [Pay floating GBP]	G2956@AA9 ABP ACQUISITIONS UK LTD	D 1.....	Currency	Barclays Bank PLC G5GSEF7VJP570UK5573.....	.03/16/2012	.04/25/2033	-	10,302,500	6.3010% [GBP LIBOR 6M+3.2810%].....	-	-	229,908	1,859,000	4,082,582	-	1,136,850	-	-	-	209,739	XXX	100/100.....
Currency swap - Rec fixed USD [Pay floating GBP]	G0566*AC3 ARQIVA PP FINANCING PLC FRN 06/2029	D 1.....	Currency	BNP Paribas..... R0MUWSFPU8MPRO8K5P83	.06/27/2014	.06/29/2029	-	5,614,290	5.0760% [GBP LIBOR 6M+2.1000%].....	-	-	120,993	1,327,590	2,220,220	-	577,170	-	-	-	100,249	XXX	100/100.....
0879999	Total-Swaps-Hedging Effective-Foreign Exchange.....									0	0	1,149,044	12,520,368	15,726,275	0	970,084	0	0	0	1,099,893	XXX	XXX
0909999	Total-Swaps-Hedging Effective.....									0	0	1,149,044	12,520,368	15,726,275	0	970,084	0	0	0	1,099,893	XXX	XXX
<b>Swaps - Hedging Other - Credit Default</b>																						
Credit Default Swap - Rec 1.0000 [PAY 1.0000]AT&T INC:T	00206RDG4 AT&T INC.....	D 1.....	Credit	Citibank N A..... E57ODZWZ7FF32TWEFA76.	.02/25/2016	.12/20/2017	-	2,700,000	0.0000 [1.0000].....	-	-	(21,516)	(16,275)	(26,862)	(5,346)	-	-	-	-	2FE	0001	0001
0929999	Total-Swaps-Hedging Other-Credit Default.....									0	(21,516)	(16,275)	(26,862)	(5,346)	0	0	0	0	0	0	XXX	XXX
<b>Swaps - Hedging Other - Foreign Exchange</b>																						
Currency swap - Rec fixed USD [Pay fixed CAD]	C5864@AM1 MULLEN GROUP LTD.....	D 1.....	Currency	BNP Paribas..... R0MUWSFPU8MPRO8K5P83	.07/22/2014	.10/22/2026	-	7,448,790	4.0425% [4.0700%].....	-	-	32,489	1,583,485	1,583,485	100,097	(327,997)	-	-	-	118,162	XXX	0002.....
Currency swap - Rec fixed USD [Pay fixed EUR]	D2736#AK5 FRITZ DRAXLMAIER GMBH & CO KG	D 1.....	Currency	Citibank N A..... E57ODZWZ7FF32TWEFA76.	.02/21/2014	.04/02/2024	-	411,600	5.3160% [4.0500%].....	-	-	5,947	71,448	71,448	(5,929)	(11,250)	-	-	-	5,640	XXX	0002.....
Currency swap - Rec fixed USD [Pay floating GBP]	G2956@AC5 ABP ACQUISITIONS UK LTD Series A FRN 12/26/2033	D 1.....	Currency	Barclays Bank PLC G5GSEF7VJP570UK5573.....	.06/03/2013	.12/26/2033	-	1,534,500	5.5810% [GBP LIBOR 6M+2.2000%].....	-	-	35,353	625,426	625,426	236,764	174,900	-	-	-	31,866	XXX	0002.....
0939999	Total-Swaps-Hedging Other-Foreign Exchange.....									0	0	73,789	2,280,359	2,280,359	330,933	(164,347)	0	0	0	155,668	XXX	XXX
0969999	Total-Swaps-Hedging Other.....									0	(21,516)	57,514	2,253,497	2,253,497	325,587	(164,347)	0	0	0	155,668	XXX	XXX
<b>Swaps - Replications - Credit Default</b>																						
Credit Default Swap - Rec 1.0000 [PAY 0.0000]CDX.NA.IG.27	990335126 CDX.NA.IG.27.....	DB C.....	Credit	ICE Clear US, Inc 549300HWWR1D8OTS2G29.	.09/27/2016	.12/20/2021	-	22,000,000	1.0000 [0.0000].....	-	-	246,909	1,222	246,650	279,567	-	-	(259)	-	22,000,000	2Z	N/A

QE06

## SCHEDULE DB - PART A - SECTION 1

Showing all Options, Caps, Floors, Collars, Swaps and Forwards Open as of Current Statement Date

1	2	3	4	5	6	7	8	9	10	11	12	13	14	15	16	17	18	19	20	21	22	23
Description	Description of Items(s) Hedged, Used for Income Generation or Replicated	Schedule / Exhibit Identifier	Type(s) of Risk(s) (a)	Exchange, Counterparty or Central Clearinghouse	Trade Date	Date of Maturity or Expiration	Number of Contracts	Notional Amount	Strike Price, Rate of Index Received (Paid)	Cumulative Prior Year(s) Initial Cost of Premium (Received) Paid	Current Year Initial Cost of Premium (Received) Paid	Current Year Income	Book/Adjusted Carrying Value	Code	Fair Value	Unrealized Valuation Increase (Decrease)	Total Foreign Exchange Change in B./A.C.V.	Current Year's (Amortization) / Accretion	Adjustment to Carrying Value of Hedged Items	Potential Exposure	Credit Quality of Reference Entity	Hedge Effectiveness at Inception and at Year-end (b)
0989999	Total-Swaps-Replications-Credit Default									0	246,909	1,222	246,650	XXX	279,567	0	0	(259)	0	22,000,000	XXX	XXX
1029999	Total-Swaps-Replications									0	246,909	1,222	246,650	XXX	279,567	0	0	(259)	0	22,000,000	XXX	XXX
1169999	Total-Swaps-Credit Default									0	225,393	(15,053)	219,788	XXX	252,705	(5,346)	0	(259)	0	22,000,000	XXX	XXX
1179999	Total-Swaps-Foreign Exchange									0	0	1,222,833	14,800,726	XXX	18,006,633	330,933	805,737	0	0	1,255,561	XXX	XXX
1209999	Total-Swaps									0	225,393	1,207,780	15,020,515	XXX	18,259,339	325,587	805,737	(259)	0	23,255,561	XXX	XXX
1399999	Total-Hedging Effective									0	0	1,149,044	12,520,368	XXX	15,726,275	0	970,084	0	0	1,099,893	XXX	XXX
1409999	Total-Hedging Other									0	(21,516)	57,514	2,253,497	XXX	2,253,497	325,587	(164,347)	0	0	155,668	XXX	XXX
1419999	Total-Replication									0	246,909	1,222	246,650	XXX	279,567	0	0	(259)	0	22,000,000	XXX	XXX
1449999	TOTAL									0	225,393	1,207,780	15,020,515	XXX	18,259,339	325,587	805,737	(259)	0	23,255,561	XXX	XXX

(b)

Code	Financial or Economic Impact of the Hedge at the End of the Reporting Period
0001	Hedges the credit risk of assets.
0002	Hedges the currency risk of foreign currency denominated assets.

**SCHEDULE DB - PART B - SECTION 1**

Futures Contracts Open as of the Current Statement Date

1	2	3	4	5	6	7	8	9	10	11	12	13	14	Highly Effective Hedges			18	19	20	21	22
														15	16	17					
Ticker Symbol	Number of Contracts	Notional Amount	Description	Description of Item(s) Hedged, Used for Income Generation or Replicated	Schedule / Exhibit Identifier	Type(s) of Risk(s) (a)	Date of Maturity or Expiration	Exchange	Trade Date	Transaction Price	Reporting Date Price	Fair Value	Book/Adjusted Carrying Value	Cumulative Variation Margin	Deferred Variation Margin	Change in Variation Margin Gain (Loss) Used to Adjust Basis of Hedged Item	Cumulative Variation Margin for All Other Hedges	Change in Variation Margin Gain (Loss) Recognized in Current Year	Potential Exposure	Hedge Effectiveness at Inception and at Year-end (b)	Value of One (1) Point

**NONE**

**SCHEDULE DB - PART D - SECTION 1**  
Counterparty Exposure for Derivative Instruments Open as of Current Statement Date

1 Description of Exchange, Counterparty or Central Clearinghouse	2 Master Agreement (Y or N)	3 Credit Support Annex (Y or N)	4 Fair Value of Acceptable Collateral	Book Adjusted Carrying Value			Fair Value			11 Potential Exposure	12 Off-Balance Sheet Exposure
				5 Contracts with Book/Adjusted Carrying Value > 0	6 Contracts with Book/Adjusted Carrying Value < 0	7 Exposure Net of Collateral	8 Contracts with Fair Value > 0	9 Contracts with Fair Value < 0	10 Exposure Net of Collateral		
<b>NAIC 1 Designation</b>											
Barclays Bank PLC..... G5GSEF7VJP5I7OUK5573.....	Y.....	Y.....	.....4,546,035	.....2,484,426	- .....	.....0	.....4,708,008	- .....	.....161,973	.....241,605	.....0
BNP Paribas..... R0MUWSFPU8MPRO8K5P83.....	Y.....	Y.....	.....8,900,000	.....8,614,130	- .....	.....0	.....9,420,541	- .....	.....520,541	.....646,875	.....361,005
Citibank N A..... E57ODZWZ7FF32TWFA76.....	Y.....	Y.....	.....2,350,000	.....3,086,620	.....(76,812)	.....659,808	.....3,409,418	.....(124,029)	.....935,389	.....300,919	.....300,919
Deutsche Bank AG..... 7LTWFZYICNSX8D621K86.....	Y.....	Y.....	.....650,000	.....665,500	- .....	.....15,500	.....565,834	- .....	.....0	.....66,162	.....66,162
0299999. Total NAIC 1 Designation.....			.....16,446,035	.....14,850,677	.....(76,812)	.....675,308	.....18,103,801	.....(124,029)	.....1,617,903	.....1,255,561	.....728,086
0899999. Aggregate Sum of Central Clearinghouse.....	XXX	XXX	.....244,041	.....246,650	- .....	.....2,609	.....279,567	- .....	.....35,526	.....22,000,000	.....22,000,000
0999999. Gross Totals.....			.....16,690,076	.....15,097,327	.....(76,812)	.....677,917	.....18,383,368	.....(124,029)	.....1,653,429	.....23,255,561	.....22,728,086
1. Offset per SSAP No. 64.....				- .....	- .....						
2. Net after right of offset per SSAP No. 64.....				.....15,097,327	.....(76,812)						

QE08



## SCHEDULE DB - PART D - SECTION 2

Collateral for Derivative Instruments Open as of Current Statement Date

1 Exchange, Counterparty or Central Clearinghouse	2 Type of Asset Pledged	3 CUSIP Identification	4 Description	5 Fair Value	6 Par Value	7 Book/Adjusted Carrying Value	8 Maturity Date	9 Type of Margin (I, V or IV)
<b>Collateral Pledged by Reporting Entity</b>								
ICE Clear US, Inc.....	549300HWWR1D8OTS2G29..	Treasury .....	912810 QH 4 UNITED STATES TREASURY .....	454,507	325,000	349,078	05/15/2040.	I.....
0199999. Totals.....				454,507	325,000	349,078	XXX	XXX
<b>Collateral Pledged to Reporting Entity</b>								
Barclays Bank PLC.....	G5GSEF7VJP5I7OUK5573....	US Agency - Loan Backed.....	31410B FG 4 FEDERAL NATIONAL MORTGAGE ASSOCIATION .....	445,318	427,609	XXX	06/01/2036.	V.....
Barclays Bank PLC.....	G5GSEF7VJP5I7OUK5573....	Treasury .....	912810 QP 6 UNITED STATES TREASURY.....	1,900,197	1,285,000	XXX	02/15/2041.	V.....
Barclays Bank PLC.....	G5GSEF7VJP5I7OUK5573....	Treasury .....	912810 RJ 9 UNITED STATES TREASURY.....	2,200,519	1,920,000	XXX	11/15/2044.	V.....
BNP Paribas.....	R0MUWSFPU8MPRO8K5P83	Cash.....	Cash.....	8,900,000	8,900,000	XXX		V.....
Citibank N A.....	E57ODZWZ7FF32WEFA76..	Cash.....	Cash.....	2,350,000	2,350,000	XXX		V.....
Deutsche Bank AG.....	7LTFZYICNSX8D621K86...	Cash.....	Cash.....	650,000	650,000	XXX		V.....
ICE Clear US, Inc.....	549300HWWR1D8OTS2G29..	Cash.....	Cash.....	244,041	244,041	XXX		V.....
0299999. Totals.....				16,690,076	15,776,650	XXX	XXX	XXX

QE09

**Sch. DL - Pt. 1**  
**NONE**

**Sch. DL - Pt. 2**  
**NONE**

**SCHEDULE E - PART 1 - CASH**

Month End Depository Balances

1 Depository	2 Code	3 Rate of Interest	4 Amount of Interest Received During Current Quarter	5 Amount of Interest Accrued at Current Statement Date	Book Balance at End of Each Month During Current Quarter			9 *
					6 First Month	7 Second Month	8 Third Month	
<b>Open Depositories</b>								
Bank of America, NA..... Boston, MA .....					.....(7,481,895)	.....(5,039,724)	.....(5,821,177)	XXX
JPMorgan Chase Bank, NA..... New York, NY.....					.....12,688,890	.....45,018,137	.....(2,394,974)	XXX
JPMorgan Chase Bank, NA..... Syracuse, NY.....					.....(368,028)	.....(346,343)	.....(355,412)	XXX
0199998 - Deposits in 3 depositories that do not exceed allowable limits in any one depository - Open Depositories .....			.....506	.....548	.....102,208	.....79,118	.....113,023	XXX
0199999. Total Open Depositories.....	XXX	XXX	.....506	.....548	.....4,941,174	.....39,711,188	.....(8,458,540)	XXX
0399999. Total Cash on Deposit.....	XXX	XXX	.....506	.....548	.....4,941,174	.....39,711,188	.....(8,458,540)	XXX
0599999. Total Cash.....	XXX	XXX	.....506	.....548	.....4,941,174	.....39,711,188	.....(8,458,540)	XXX

## SCHEDULE E - PART 2 - CASH EQUIVALENTS

Show Investments Owned End of Current Quarter

1 Description	2 Code	3 Date Acquired	4 Rate of Interest	5 Maturity Date	6 Book/Adjusted Carrying Value	7 Amount of Interest Due & Accrued	8 Amount Received During Year
<b>Bonds - U.S. Special Revenue &amp; Special Assessment Obligations and all Non-Guaranteed Obligations of Agencies and Authorities of Governments and Their U.S. Political Subdivision - Issuer Obligations</b>							
FEDERAL HOME LOAN BANKS.....		09/27/2016.....		12/09/2016.....	8,995,518	.0	.263
2599999. U.S. Special Revenue & Special Assessment Obligations - Issuer Obligations.....					8,995,518	.0	.263
3199999. Total - U.S. Special Revenue & Special Assessment Obligations and all Non-Guaranteed Obligations.....					8,995,518	.0	.263
<b>Total Bonds</b>							
7799999. Subtotals - Issuer Obligations.....					8,995,518	.0	.263
8399999. Subtotals - Bonds.....					8,995,518	.0	.263
8699999. Total - Cash Equivalents.....					8,995,518	.0	.263

QE13