

QUARTERLY STATEMENT

OF THE

**BRIGHTHOUSE LIFE INSURANCE
COMPANY OF NY**

OF THE STATE OF

NEW YORK

TO THE

INSURANCE DEPARTMENT

OF THE

STATE OF

FOR THE QUARTER
ENDED JUNE 30, 2017

LIFE AND ACCIDENT AND HEALTH

2017



LIFE AND ACCIDENT AND HEALTH COMPANIES – ASSOCIATION EDITION

QUARTERLY STATEMENT

AS OF JUNE 30, 2017
OF THE CONDITION AND AFFAIRS OF THE

BRIGHTHOUSE LIFE INSURANCE COMPANY OF NY

NAIC Group Code 0241 0241 NAIC Company Code 60992 Employer's ID Number 13-3690700
(Current) (Prior)

Organized under the Laws of New York State of Domicile or Port of Entry New York

Country of Domicile United States of America

Incorporated/Organized 12/31/1992 Commenced Business 03/12/1993

Statutory Home Office 285 Madison Avenue New York, NY 10017
(Street and Number) (City or Town, State and Zip Code)

Main Administrative Office 285 Madison Avenue
(Street and Number) New York, NY 10017
(City or Town, State and Zip Code) 212-578-2211
(Area Code) (Telephone Number)

Mail Address 18205 Crane Nest Drive, 5th Floor Tampa, FL 33647
(Street and Number or P.O. Box) (City or Town, State and Zip Code)

Primary Location of Books and Records 18205 Crane Nest Drive, 5th Floor
(Street and Number) Tampa, FL 33647
(City or Town, State and Zip Code) 813-983-4100
(Area Code) (Telephone Number)

Internet Web Site Address www.brighthousefinancial.com

Statutory Statement Contact Yvonne Jeanne Laplante 813-983-4100
(Name) (Area Code) (Telephone Number)

ylaplante@brighthousefinancial.com 813-983-5962
(Email Address) (Fax Number)

OFFICERS

Chairman of the Board,
President and Chief
Executive Officer PETER MARTIN CARLSON#

Vice President and
Secretary DANIEL BURT ARRINGTON

Vice President and
Treasurer JIN SEUNG CHANG

OTHER

LYNN ANN DUMAIS
Vice President and Chief Financial Officer

DIRECTORS OR TRUSTEES


KIMBERLY ANN BERWANGER
DAVID WILLIAM CHAMBERLIN

NORSE NOVAR BLAZZARD
RICHARD ANDREW HEMMINGS
BRUCE HOWARD SCHINDLER

PETER MARTIN CARLSON#
RICHARD CARL PEARSON

State of North Carolina
County of Mecklenburg } SS

The officers of this reporting entity being duly sworn, each depose and say that they are the described officers of said reporting entity, and that on the reporting period stated above, all of the herein described assets were the absolute property of the said reporting entity, free and clear from any liens or claims thereon, except as herein stated, and that this statement, together with related exhibits, schedules and explanations therein contained, annexed or referred to, is a full and true statement of all the assets and liabilities and of the condition and affairs of the said reporting entity as of the reporting period stated above, and of its income and deductions there from for the period ended, and have been completed in accordance with the NAIC Quarterly Statement Instructions and Accounting Practices and Procedures manual except to the extent that; (1) state law may differ; or, (2) that state rules or regulations require differences in reporting not related to accounting practices and procedures, according to the best of their information, knowledge and belief, respectively. Furthermore, the scope of this attestation by the described officers also includes the related corresponding electronic filing with the NAIC, when required, that is an exact copy (except for formatting differences due to electronic filing) of the enclosed statement. The electronic filing may be requested by various regulators in lieu of or in addition to the enclosed statement.


PETER MARTIN CARLSON#
Chairman of the Board, President and
Chief Executive Officer


DANIEL BURT ARRINGTON
Vice President and Secretary

Subscribed and sworn to before me this
14 day of July, 2017.


Notary for Carlson & Arrington



exp: 2/27/22

- a. Is this an original filing? Yes [X] No []
b. If no,
1. State the amendment number _____
2. Date filed _____
3. Number of pages attached _____

ASSETS

	Current Statement Date			4 December 31 Prior Year Net Admitted Assets
	1 Assets	2 Nonadmitted Assets	3 Net Admitted Assets (Cols. 1 - 2)	
1. Bonds.....	1,882,295,771		1,882,295,771	1,856,695,149
2. Stocks:				
2.1 Preferred stocks.....			0	
2.2 Common stocks.....			0	
3. Mortgage loans on real estate:				
3.1 First liens.....	385,587,033		385,587,033	399,911,069
3.2 Other than first liens.....	8,000,000		8,000,000	8,000,000
4. Real estate:				
4.1 Properties occupied by the company (less \$.....0 encumbrances).....			0	
4.2 Properties held for the production of income (less \$.....0 encumbrances).....			0	
4.3 Properties held for sale (less \$.....0 encumbrances).....			0	
5. Cash (\$.....27,331,431), cash equivalents (\$.....0) and short-term investments (\$.....0).....	27,331,431		27,331,431	16,135,665
6. Contract loans (including \$.....0 premium notes).....			0	
7. Derivatives.....	7,106,871		7,106,871	9,393,871
8. Other invested assets.....	6,091,918		6,091,918	6,093,642
9. Receivables for securities.....	4,281,056		4,281,056	471,656
10. Securities lending reinvested collateral assets.....			0	
11. Aggregate write-ins for invested assets.....	719,391	0	719,391	1,622,960
12. Subtotals, cash and invested assets (Lines 1 to 11).....	2,321,413,471	0	2,321,413,471	2,298,324,012
13. Title plants less \$.....0 charged off (for Title insurers only).....			0	
14. Investment income due and accrued.....	16,144,503		16,144,503	16,540,852
15. Premiums and considerations:				
15.1 Uncollected premiums and agents' balances in the course of collection.....	2,144,839	162,888	1,981,951	2,603,286
15.2 Deferred premiums, agents' balances and installments booked but deferred and not yet due (including \$.....0 earned but unbilled premiums).....	(13,538,601)		(13,538,601)	(13,448,674)
15.3 Accrued retrospective premiums (\$.....0) and contracts subject to redetermination (\$.....0).....			0	
16. Reinsurance:				
16.1 Amounts recoverable from reinsurers.....	11,854,344		11,854,344	15,796,335
16.2 Funds held by or deposited with reinsured companies.....			0	
16.3 Other amounts receivable under reinsurance contracts.....	2,321,281		2,321,281	(187,031,666)
17. Amounts receivable relating to uninsured plans.....			0	
18.1 Current federal and foreign income tax recoverable and interest thereon.....	43,491,801		43,491,801	53,376,312
18.2 Net deferred tax asset.....	81,327,481	78,892,175	2,435,306	2,538,648
19. Guaranty funds receivable or on deposit.....	1,240,375		1,240,375	2,129,306
20. Electronic data processing equipment and software.....			0	
21. Furniture and equipment, including health care delivery assets (\$.....0).....			0	
22. Net adjustment in assets and liabilities due to foreign exchange rates.....			0	
23. Receivables from parent, subsidiaries and affiliates.....	11,907,961		11,907,961	4,912,989
24. Health care (\$.....0) and other amounts receivable.....			0	
25. Aggregate write-ins for other than invested assets.....	14,484,822	1,054,256	13,430,566	13,231,067
26. Total assets excluding Separate Accounts, Segregated Accounts and Protected Cell Accounts (Lines 12 through 25).....	2,492,792,277	80,109,319	2,412,682,958	2,208,972,467
27. From Separate Accounts, Segregated Accounts and Protected Cell Accounts.....	4,961,066,326		4,961,066,326	4,758,448,735
28. Total (Lines 26 and 27).....	7,453,858,603	80,109,319	7,373,749,284	6,967,421,202

DETAILS OF WRITE-INS

1101. Deposits in connection with investments.....	719,391		719,391	1,622,960
1102.			0	
1103.			0	
1198. Summary of remaining write-ins for Line 11 from overflow page.....	0	0	0	0
1199. Totals (Lines 1101 thru 1103 plus 1198) (Line 11 above).....	719,391	0	719,391	1,622,960
2501. Advance ceded premiums.....	13,110,741		13,110,741	13,094,461
2502. Miscellaneous.....	432,444	112,619	319,825	136,606
2503. Disallowed IMR.....	941,637	941,637	0	
2598. Summary of remaining write-ins for Line 25 from overflow page.....	0	0	0	0
2599. Totals (Lines 2501 thru 2503 plus 2598) (Line 25 above).....	14,484,822	1,054,256	13,430,566	13,231,067

LIABILITIES, SURPLUS AND OTHER FUNDS

	1 Current Statement Date	2 December 31 Prior Year
1. Aggregate reserve for life contracts \$.....2,129,986,465 less \$.....0 included in Line 6.3 (including \$.....0 Modco Reserve).....	2,129,986,465	2,151,958,084
2. Aggregate reserve for accident and health contracts (including \$.....0 Modco Reserve).....		
3. Liability for deposit-type contracts (including \$.....0 Modco Reserve).....	17,042,809	16,352,086
4. Contract claims:		
4.1 Life.....	3,105,848	800,436
4.2 Accident and health.....		
5. Policyholders' dividends \$.....0 and coupons \$.....0 due and unpaid.....		
6. Provision for policyholders' dividends and coupons payable in following calendar year - estimated amounts:		
6.1 Dividends apportioned for payment (including \$.....0 Modco).....		
6.2 Dividends not yet apportioned (including \$.....0 Modco).....		
6.3 Coupons and similar benefits (including \$.....0 Modco).....		
7. Amount provisionally held for deferred dividend policies not included in Line 6.....		
8. Premiums and annuity considerations for life and accident and health contracts received in advance less \$.....0 discount; including \$.....0 accident and health premiums.....	1,330,004	1,086,116
9. Contract liabilities not included elsewhere:		
9.1 Surrender values on canceled contracts.....		
9.2 Provision for experience rating refunds, including the liability of \$.....0 accident and health experience rating refunds of which \$.....0 is for medical loss ratio rebate per the Public Health Service Act.....		
9.3 Other amounts payable on reinsurance, including \$.....0 assumed and \$....45,112,790 ceded.....	45,112,790	(133,711,225)
9.4 Interest Maintenance Reserve.....		
10. Commissions due or accrued - life and annuity contracts \$....3,555,680, accident and health \$.....0 and deposit-type contract funds \$.....0.....	3,555,680	4,271,486
11. Commissions and expense allowances payable on reinsurance assumed.....		
12. General expenses due or accrued.....	1,499,464	865,482
13. Transfers to Separate Accounts due or accrued (net) (including \$....(44,392,789) accrued for expense allowances recognized in reserves, net of reinsured allowances).....	(44,395,583)	(51,272,661)
14. Taxes, licenses and fees due or accrued, excluding federal income taxes.....	134,821	265,878
15.1 Current federal and foreign income taxes, including \$.....0 on realized capital gains (losses).....		
15.2 Net deferred tax liability.....		
16. Unearned investment income.....	4,851	1,694
17. Amounts withheld or retained by company as agent or trustee.....	(128,050)	(19,490)
18. Amounts held for agents' account, including \$.....0 agents' credit balances.....		
19. Remittances and items not allocated.....	1,305,200	557,070
20. Net adjustment in assets and liabilities due to foreign exchange rates.....		
21. Liability for benefits for employees and agents if not included above.....	238,231	0
22. Borrowed money \$.....0 and interest thereon \$.....0.....		
23. Dividends to stockholders declared and unpaid.....		
24. Miscellaneous liabilities:		
24.01 Asset valuation reserve.....	13,048,326	11,425,063
24.02 Reinsurance in unauthorized and certified (\$.....0) companies.....	203,158	171,346
24.03 Funds held under reinsurance treaties with unauthorized and certified (\$.....0) reinsurers.....		
24.04 Payable to parent, subsidiaries and affiliates.....	2,476,552	78,380
24.05 Drafts outstanding.....		
24.06 Liability for amounts held under uninsured plans.....		
24.07 Funds held under coinsurance.....		
24.08 Derivatives.....	123,715	0
24.09 Payable for securities.....	3,955,723	1,074
24.10 Payable for securities lending.....		
24.11 Capital notes \$.....0 and interest thereon \$.....0.....		
25. Aggregate write-ins for liabilities.....	10,965,591	10,317,432
26. Total liabilities excluding Separate Accounts business (Lines 1 to 25).....	2,189,565,595	2,013,148,251
27. From Separate Accounts statement.....	4,957,051,446	4,758,448,735
28. Total liabilities (Lines 26 and 27).....	7,146,617,041	6,771,596,986
29. Common capital stock.....	2,000,000	2,000,000
30. Preferred capital stock.....		
31. Aggregate write-ins for other-than-special surplus funds.....	0	0
32. Surplus notes.....		
33. Gross paid in and contributed surplus.....	320,327,949	320,327,949
34. Aggregate write-ins for special surplus funds.....	0	0
35. Unassigned funds (surplus).....	(95,195,706)	(126,503,733)
36. Less treasury stock, at cost:		
36.10.000 shares common (value included in Line 29 \$.....0).....		
36.20.000 shares preferred (value included in Line 30 \$.....0).....		
37. Surplus (Total Lines 31 + 32 + 33 + 34 + 35 - 36) (including \$....4,014,880 in Separate Accounts Statement).....	225,132,243	193,824,216
38. Totals of Lines 29, 30 and 37.....	227,132,243	195,824,216
39. Totals of Lines 28 and 38 (Page 2, Line 28, Col. 3).....	7,373,749,284	6,967,421,202

DETAILS OF WRITE-INS

2501. Cash collateral received on derivatives.....	7,774,000	8,942,000
2502. Miscellaneous.....	3,191,591	1,375,432
2503.		
2598. Summary of remaining write-ins for Line 25 from overflow page.....	0	0
2599. Totals (Lines 2501 thru 2503 plus 2598) (Line 25 above).....	10,965,591	10,317,432
3101.		
3102.		
3103.		
3198. Summary of remaining write-ins for Line 31 from overflow page.....	0	0
3199. Totals (Lines 3101 thru 3103 plus 3198) (Line 31 above).....	0	0
3401.		
3402.		
3403.		
3498. Summary of remaining write-ins for Line 34 from overflow page.....	0	0
3499. Totals (Lines 3401 thru 3403 plus 3498) (Line 34 above).....	0	0

SUMMARY OF OPERATIONS

	1 Current Year to Date	2 Prior Year to Date	3 Prior Year Ended December 31
1. Premiums and annuity considerations for life and accident and health contracts.....	90,354,130	24,241,368	1,286,755,628
2. Considerations for supplementary contracts with life contingencies.....	4,389,879	2,989,639	5,097,048
3. Net investment income.....	42,001,541	26,850,863	57,970,601
4. Amortization of Interest Maintenance Reserve (IMR).....	(56,066)	78,086	112,588
5. Separate Accounts net gain from operations excluding unrealized gains or losses.....	4,014,880	0	0
6. Commissions and expense allowances on reinsurance ceded.....	2,107,262	10,024,308	19,511,590
7. Reserve adjustments on reinsurance ceded.....	(175,496,500)	(135,597,812)	(265,817,909)
8. Miscellaneous Income:			
8.1 Income from fees associated with investment management, administration and contract guarantees from Separate Accounts.....	59,382,562	57,717,624	116,838,488
8.2 Charges and fees for deposit-type contracts.....	0	5,670	5,670
8.3 Aggregate write-ins for miscellaneous income.....	13,626,678	13,766,018	67,349,408
9. Totals (Lines 1 to 8.3).....	40,324,366	75,764	1,287,823,112
10. Death benefits.....	8,018,418	2,517,966	3,721,940
11. Matured endowments (excluding guaranteed annual pure endowments).....			
12. Annuity benefits.....	28,583,107	15,718,831	35,081,671
13. Disability benefits and benefits under accident and health contracts.....	4,686	1,529	2,916
14. Coupons, guaranteed annual pure endowments and similar benefits.....			
15. Surrender benefits and withdrawals for life contracts.....	47,411,758	21,112,352	49,475,316
16. Group conversions.....			
17. Interest and adjustments on contract or deposit-type contract funds.....	362,603	381,454	388,129
18. Payments on supplementary contracts with life contingencies.....	867,993	610,807	1,528,183
19. Increase in aggregate reserves for life and accident and health contracts.....	(21,971,619)	33,947,230	1,317,046,064
20. Totals (Lines 10 to 19).....	63,276,946	74,290,169	1,407,244,219
21. Commissions on premiums, annuity considerations and deposit-type contract funds (direct business only).....	17,682,747	15,297,407	31,156,442
22. Commissions and expense allowances on reinsurance assumed.....			
23. General insurance expenses.....	18,563,537	17,562,715	32,118,476
24. Insurance taxes, licenses and fees, excluding federal income taxes.....	1,164,490	1,589,094	2,768,692
25. Increase in loading on deferred and uncollected premiums.....	(134,664)	(33,090)	741,675
26. Net transfers to or (from) Separate Accounts net of reinsurance.....	(94,768,028)	(119,049,025)	(228,976,018)
27. Aggregate write-ins for deductions.....	(219,969)	3,714,131	181,645,112
28. Totals (Lines 20 to 27).....	5,565,059	(6,628,599)	1,426,698,598
29. Net gain from operations before dividends to policyholders and federal income taxes (Line 9 minus Line 28).....	34,759,307	6,704,363	(138,875,486)
30. Dividends to policyholders.....			
31. Net gain from operations after dividends to policyholders and before federal income taxes (Line 29 minus Line 30).....	34,759,307	6,704,363	(138,875,486)
32. Federal and foreign income taxes incurred (excluding tax on capital gains).....	9,714,992	1,852,887	(52,243,218)
33. Net gain from operations after dividends to policyholders and federal income taxes and before realized capital gains or (losses) (Line 31 minus Line 32).....	25,044,315	4,851,476	(86,632,268)
34. Net realized capital gains (losses) (excluding gains (losses) transferred to the IMR) less capital gains tax of \$....400,120 (excluding taxes of \$....(341,498) transferred to the IMR).....	101,569	(844,927)	(658,085)
35. Net income (Line 33 plus Line 34).....	25,145,884	4,006,549	(87,290,353)

CAPITAL AND SURPLUS ACCOUNT

36. Capital and surplus, December 31, prior year.....	195,824,216	320,674,701	320,674,701
37. Net income (Line 35).....	25,145,884	4,006,549	(87,290,353)
38. Change in net unrealized capital gains (losses) less capital gains tax of \$....(215,496).....	303,212	840,031	28,363
39. Change in net unrealized foreign exchange capital gain (loss).....	(703,417)	1,031	(4,483)
40. Change in net deferred income tax.....	(1,848,824)	2,243,021	(883,612)
41. Change in nonadmitted assets.....	7,235,140	18,353	4,175,283
42. Change in liability for reinsurance in unauthorized and certified companies.....	(31,812)	7,762	18,155
43. Change in reserve on account of change in valuation basis, (increase) or decrease.....			
44. Change in asset valuation reserve.....	(1,623,263)	(1,311,011)	(4,251,629)
45. Change in treasury stock.....			
46. Surplus (contributed to) withdrawn from Separate Accounts during period.....			
47. Other changes in surplus in Separate Accounts Statement.....			
48. Change in surplus notes.....			
49. Cumulative effect of changes in accounting principles.....			
50. Capital changes:			
50.1 Paid in.....			
50.2 Transferred from surplus (Stock Dividend).....			
50.3 Transferred to surplus.....			
51. Surplus adjustment:			
51.1 Paid in.....			
51.2 Transferred to capital (Stock Dividend).....			
51.3 Transferred from capital.....			
51.4 Change in surplus as a result of reinsurance.....	2,610,827	(3,626,813)	(36,272,440)
52. Dividends to stockholders.....			
53. Aggregate write-ins for gains and losses in surplus.....	220,280	0	(369,769)
54. Net change in capital and surplus (Lines 37 through 53).....	31,308,027	2,178,923	(124,850,485)
55. Capital and surplus as of statement date (Lines 36 + 54).....	227,132,243	322,853,624	195,824,216

DETAILS OF WRITE-INS

08.301. Management and service fee income.....	12,793,660	11,838,507	53,109,254
08.302. Miscellaneous.....	833,018	1,927,511	14,240,154
08.303.			
08.398. Summary of remaining write-ins for Line 8.3 from overflow page.....	0	0	0
08.399. Totals (Lines 08.301 thru 08.303 plus 08.398) (Line 8.3 above).....	13,626,678	13,766,018	67,349,408
2701. Interest credited to reinsurer.....	(219,969)	2,738,405	6,306,822
2702. Reinsurance recapture fees.....	0	0	173,874,700
2703. VODA amortization expense.....	0	975,726	1,463,590
2798. Summary of remaining write-ins for Line 27 from overflow page.....	0	0	0
2799. Totals (Lines 2701 thru 2703 plus 2798) (Line 27 above).....	(219,969)	3,714,131	181,645,112
5301. Prior period adjustment.....	220,280	0	(369,769)
5302.			
5303.			
5398. Summary of remaining write-ins for Line 53 from overflow page.....	0	0	0
5399. Totals (Lines 5301 thru 5303 plus 5398) (Line 53 above).....	220,280	0	(369,769)

CASH FLOW

	1 Current Year to Date	2 Prior Year To Date	3 Prior Year Ended December 31
CASH FROM OPERATIONS			
1. Premiums collected net of reinsurance.....	72,445,949	26,576,522	167,465,076
2. Net investment income.....	44,721,012	25,951,956	56,328,322
3. Miscellaneous income.....	87,693,722	101,838,336	351,357,972
4. Total (Lines 1 through 3).....	204,860,683	154,366,814	575,151,370
5. Benefit and loss related payments.....	252,458,012	175,550,478	186,377,314
6. Net transfers to Separate Accounts, Segregated Accounts and Protected Cell Accounts.....	(101,645,106)	(126,682,810)	(243,958,788)
7. Commissions, expenses paid and aggregate write-ins for deductions.....	35,293,640	35,048,331	242,373,014
8. Dividends paid to policyholders.....			
9. Federal and foreign income taxes paid (recovered) net of \$.....0 tax on capital gains (losses).....	7,715	0	(1,314,170)
10. Total (Lines 5 through 9).....	186,114,261	83,915,999	183,477,370
11. Net cash from operations (Line 4 minus Line 10).....	18,746,422	70,450,815	391,674,000
CASH FROM INVESTMENTS			
12. Proceeds from investments sold, matured or repaid:			
12.1 Bonds.....	212,488,900	66,018,215	140,655,205
12.2 Stocks.....	0	183,297	183,297
12.3 Mortgage loans.....	22,274,644	950,336	30,249,390
12.4 Real estate.....			
12.5 Other invested assets.....			
12.6 Net gains or (losses) on cash, cash equivalents and short-term investments.....	543,619	112,721	178,933
12.7 Miscellaneous proceeds.....	3,694,062	5,710,709	5,643,074
12.8 Total investment proceeds (Lines 12.1 to 12.7).....	239,001,225	72,975,278	176,909,899
13. Cost of investments acquired (long-term only):			
13.1 Bonds.....	239,107,126	131,169,528	379,575,945
13.2 Stocks.....			
13.3 Mortgage loans.....	8,477,058	6,102,299	30,580,744
13.4 Real estate.....			
13.5 Other invested assets.....			
13.6 Miscellaneous applications.....	3,809,400	0	2,040,564
13.7 Total investments acquired (Lines 13.1 to 13.6).....	251,393,584	137,271,827	412,197,253
14. Net increase or (decrease) in contract loans and premium notes.....			
15. Net cash from investments (Line 12.8 minus Line 13.7 and Line 14).....	(12,392,359)	(64,296,549)	(235,287,354)
CASH FROM FINANCING AND MISCELLANEOUS SOURCES			
16. Cash provided (applied):			
16.1 Surplus notes, capital notes.....			
16.2 Capital and paid in surplus, less treasury stock.....			
16.3 Borrowed funds.....			
16.4 Net deposits on deposit-type contracts and other insurance liabilities.....	690,723	104,407	854,637
16.5 Dividends to stockholders.....			
16.6 Other cash provided (applied).....	4,150,980	8,706,279	(163,465,566)
17. Net cash from financing and miscellaneous sources (Lines 16.1 through 16.4 minus Line 16.5 plus Line 16.6).....	4,841,703	8,810,686	(162,610,929)
RECONCILIATION OF CASH, CASH EQUIVALENTS AND SHORT-TERM INVESTMENTS			
18. Net change in cash, cash equivalents and short-term investments (Line 11 plus Line 15 plus Line 17).....	11,195,766	14,964,952	(6,224,283)
19. Cash, cash equivalents and short-term investments:			
19.1 Beginning of year.....	16,135,665	22,359,948	22,359,948
19.2 End of period (Line 18 plus Line 19.1).....	27,331,431	37,324,900	16,135,665

Note: Supplemental disclosures of cash flow information for non-cash transactions:

20.0001	Transfer of premiums related to affiliated reinsurance recapture.....	347,749,400	0	825,569,433
20.0002	Transfer of expenses related to affiliated reinsurance recapture.....	173,874,700	0	10,442,817
20.0003	Transfer of miscellaneous income related to affiliated reinsurance recapture.....	173,874,700	0	0
20.0004	Security exchanges.....	14,793,547	10,267,164	15,034,732
20.0005	Capitalized interest on bonds.....	561,224	376,488	842,111
20.0006	Prior Period Adjustment.....	338,892	0	568,875
20.0007	Prior Period Adjustment - taxes.....	118,612	0	199,106
20.0008	Transfer of bonds related to affiliated reinsurance recapture.....	0	0	552,510,709
20.0009	Transfer of mortgages related to affiliated reinsurance recapture.....	0	0	266,557,164
20.0010	Transfer of interest income related to affiliated reinsurance recapture.....	0	0	6,501,560
20.0011	Transfer of assets from bonds to other invested assets.....	0	6,097,008	6,097,008
20.0012	Mortgage loan refinancing.....	0	2,840,625	2,840,625
20.0013	Bonds sold in exchange for common stock.....	0	177,450	177,450

EXHIBIT 1

DIRECT PREMIUMS AND DEPOSIT-TYPE CONTRACTS

	1 Current Year To Date	2 Prior Year To Date	3 Prior Year Ended December 31
1. Industrial life.....			
2. Ordinary life insurance.....	41,486,909	44,047,269	88,851,880
3. Ordinary individual annuities.....	104,489,339	57,788,061	121,645,729
4. Credit life (group and individual).....			
5. Group life insurance.....			
6. Group annuities.....			
7. A&H - group.....			
8. A&H - credit (group and individual).....			
9. A&H - other.....			
10. Aggregate of all other lines of business.....	0	0	0
11. Subtotal.....	145,976,248	101,835,330	210,497,609
12. Deposit-type contracts.....		170,000	170,000
13. Total.....	145,976,248	102,005,330	210,667,609

DETAILS OF WRITE-INS

1001.			
1002.			
1003.			
1098. Summary of remaining write-ins for Line 10 from overflow page.....	0	0	0
1099. Total (Lines 1001 thru 1003 plus 1098) (Line 10 above).....	0	0	0

NOTES TO THE FINANCIAL STATEMENTS**1. Summary of Significant Accounting Policies****A. Accounting Practices**

Brighthouse Life Insurance Company of NY (formerly, First MetLife Investors Insurance Company) (the “Company”) presents the accompanying financial statements on the basis of accounting practices prescribed or permitted (“NY SAP”) by the State of New York (“New York”) Department of Financial Services (the “Department” or “NYDFS”).

The Department recognizes only the statutory accounting practices prescribed or permitted by New York in determining and reporting the financial condition and results of operations of an insurance company, in determining its solvency under the New York Insurance Law. In 2001, the National Association of Insurance Commissioners (“NAIC”) *Accounting Practices and Procedures Manual* (“NAIC SAP”) was adopted as a component of NY SAP.

New York has adopted certain prescribed accounting practices that differ from those found in NAIC SAP, some of which affect the financial statements of the Company. A reconciliation of the Company’s net income (loss) and capital and surplus between NY SAP and NAIC SAP is as follows:

	SSAP Number ⁽¹⁾	Financial Statement Page	Financial Statement Line Number	For the Six Months Ended June 30, 2017	For the Year Ended December 31, 2016
Net income (loss), NY SAP				\$ 25,145,884	\$ (87,290,353)
State prescribed practices:					
Deferred annuities using continuous Commissioners’ Annuity Reserve Valuation Method (“CARVM”)	51,00	3,4	1,19	1,110,802	605,000
NYSDFS Circular Letter No. 11 (2010) impact on deferred premiums	61R	2,4	1,2,15	740,639	6,523,093
NYSDFS Seventh Amendment to Regulation No. 172 impact on admitted unearned reinsurance premium	61R,00	2,4	1,2,15	(16,280)	(1,073,908)
State permitted practices: NONE				—	—
Net income (loss), NAIC SAP				<u>\$ 26,981,045</u>	<u>\$ (81,236,168)</u>
Statutory capital and surplus, NY SAP				\$ 227,132,243	\$ 195,824,216
State prescribed practices:					
Deferred annuities using continuous CARVM	51,00	3,4	1,19	38,215,802	37,105,000
NYSDFS Circular Letter No. 11 (2010) impact on deferred premiums	61R	2,4	1,2,15	29,682,635	28,941,996
NYSDFS Seventh Amendment to Regulation No. 172 impact on admitted unearned reinsurance premium	61R,00	2,4	1,2,15	(13,110,741)	(13,094,461)
State permitted practices: NONE				—	—
Statutory capital and surplus, NAIC SAP				<u>\$ 281,919,939</u>	<u>\$ 248,776,751</u>

⁽¹⁾ Statement of Statutory Accounting Principles (“SSAP”). 00 denotes a state prescribed practice.

B. No significant change.**C. Accounting Policy**

(1-5) No significant change.

- (6) Mortgage-backed bonds, included in bonds, are generally stated at amortized cost using the scientific method unless they have a NAIC rating designation of 6, which are stated at the lower of amortized cost or fair value. Amortization of the discount or premium from the purchase of these securities considers the estimated timing and amount of prepayments of the underlying mortgage loans. Actual prepayment experience is periodically reviewed and effective yields are recalculated when differences arise between the prepayments originally anticipated and the actual prepayments received and currently anticipated. For credit-sensitive mortgage-backed and asset-backed bonds and certain prepayment-sensitive bonds (e.g., interest-only securities), the effective yield is recalculated on a prospective basis. For all other mortgage-backed and asset-backed bonds, the effective yield is recalculated on a retrospective basis.

For certain residential mortgage-backed securities (“RMBS”) and commercial mortgage-backed securities (“CMBS”), both an initial and final NAIC designation is determined on a security-by-security basis based on a range of values published by the NAIC. The initial designation is used to determine the carrying value of the RMBS or CMBS. RMBS and CMBS with initial designations of 1 to 5 are stated at amortized cost, while RMBS and CMBS with initial designations of 6 are stated at the lower of amortized cost or fair value. The final designation calculation compares this carrying value with a range of values, resulting in a final NAIC designation reported herein, which is used for all other accounting and reporting purposes.

For loan-backed securities, including asset-backed securities (“ABS”), which are not modeled, the NAIC relies on the second lowest NAIC Credit Rating Provider (“CRP”) rating to determine the initial NAIC designation. The second lowest CRP rating is used to determine the carrying value of the security, which is based on the NAIC’s estimate of expected losses, using an NAIC published formula. The carrying value of the security determines its final NAIC designation, which is used for reporting in the Annual Statement and in risk-based capital (“RBC”).

NOTES TO THE FINANCIAL STATEMENTS

calculations. This revised methodology does not apply to NAIC 1 and NAIC 6 securities which are rated at the second lowest CRP designation.

(7-13) No significant change.

D. Going Concern

Management does not have any substantial doubt about the Company's ability to continue as a going concern.

2. Accounting Changes and Corrections of Errors

During 2017, the Company discovered an error related to the allocation of third party firm bonuses between the Company's affiliates. The correction of this error was reported as a prior period adjustment within aggregate write-ins for gains and losses in surplus. The impact of the correction on surplus was an increase of \$220,280, net of taxes.

3. Business Combinations and Goodwill

No significant change.

4. Discontinued Operations

No significant change.

5. Investments

A. Mortgage Loans, including Mezzanine Real Estate Loans

(1) The maximum and minimum interest rates for mortgage loans funded or acquired during the six months ended June 30, 2017 were:

	<u>Maximum</u>	<u>Minimum</u>
Farm loans	4.99%	4.50%
Commercial loans	3.37%	3.37%

(2) Generally, the Company, as the lender, only loans up to 75% of the purchase price of the underlying real estate. From time to time, the Company may originate loans in excess of 75% of the purchase price of the underlying real estate, if underwriting risk is sufficiently within Company standards.

The maximum percentage of any one loan to the value of the underlying real estate at the time of the origination and originated during the six months ended June 30, 2017 was: 60.9%

(3-8) No significant change.

B-C. No significant change.

D. Loan-backed Securities

(1) Prepayment assumptions were obtained from published broker dealer values and internal estimates.

(2) a. The Company did not recognize any other-than-temporary impairments ("OTTI") on the basis of the intent to sell during the six months ended June 30, 2017.

b. The Company did not recognize any OTTI on the basis of the inability or lack of intent to retain the investment in the security for a period of time sufficient to recover the amortized cost basis during the six months ended June 30, 2017.

c. Impairments where the present value of cash flows expected to be collected is less than the amortized cost basis of the security are shown in Note 5D(3).

(3) As of June 30, 2017, the Company has not recognized any OTTI on its loan-backed securities based on cash flow analysis.

NOTES TO THE FINANCIAL STATEMENTS

(4) At June 30, 2017, the estimated fair value and gross unrealized losses for loan-backed securities, aggregated by length of time the securities have been in a continuous loss position were as follows:

a. The aggregate amount of unrealized losses:		
1. Less than 12 Months	\$	2,300,796
2. 12 Months or Longer	\$	387,775
b. The aggregate related fair value of securities with unrealized losses:		
1. Less than 12 Months	\$	164,019,143
2. 12 Months or Longer	\$	11,816,755

(5) The Company performs a regular evaluation, on a security-by-security basis, of its securities holdings in accordance with its OTTI policy in order to evaluate whether such investments are other than temporarily impaired. Management considers a wide range of factors about the security issuer and uses its best judgment in evaluating the cause of the decline in the estimated fair value of the security and in assessing the prospects for near-term recovery. Factors considered include fundamentals of the industry and geographic area in which the security issuer operates, as well as overall macroeconomic conditions. Projected future cash flows are estimated using assumptions derived from management's best estimates of likely scenario-based outcomes after giving consideration to a variety of variables that include, but are not limited to: (i) general payment terms of the security; (ii) the likelihood that the issuer can service the scheduled interest and principal payments; (iii) the quality and amount of any credit enhancements; (iv) the security's position within the capital structure of the issuer; (v) possible corporate restructurings or asset sales by the issuer; and (vi) changes to the rating of the security or the issuer by rating agencies. Additional considerations are made when assessing the unique features that apply to certain loan-backed securities including, but are not limited to: (i) the quality of underlying collateral; (ii) expected prepayment speeds; (iii) current and forecasted loss severity; (iv) consideration of the payment terms of the underlying assets backing the security; and (v) the payment priority within the tranche structure of the security. For loan-backed securities in an unrealized loss position as summarized in the immediately preceding table, the Company does not have the intent to sell the securities, believes it has the intent and ability to retain the security for a period of time sufficient to recover the carrying value of the security and based on the cash flow modeling and other considerations as described above, believes these securities are not other than temporarily impaired.

E. Repurchase Agreements and/or Securities Lending Transactions

(1-2) No significant change.

(3) The Company did not receive any collateral as of June 30, 2017.

(4-7) No significant change.

F-G. No significant change.

H. Restricted Assets

(1-3) No significant change.

(4) The Company's collateral received and reflected as assets at June 30, 2017, were as follows:

Collateral Assets	Book/Adjusted Carrying Value ("BACV")	Fair Value	% of BACV to Total Assets (Admitted and Nonadmitted)*	% of BACV to Total Admitted Assets**
Cash***	\$ 7,774,000	\$ 7,774,000	0.3%	0.3%
Schedule D, Part 1	—	—	—	—
Schedule D, Part 2, Section 1	—	—	—	—
Schedule D, Part 2, Section 2	—	—	—	—
Schedule B	—	—	—	—
Schedule A	—	—	—	—
Schedule BA, Part 1	—	—	—	—
Schedule DL, Part 1	—	—	—	—
Other	—	—	—	—
Total Collateral Assets	<u>\$ 7,774,000</u>	<u>\$ 7,774,000</u>	<u>0.3%</u>	<u>0.3%</u>

* Column 1 divided by Asset Page, Line 26 (Column 1)

** Column 1 divided by Asset Page, Line 26 (Column 3)

*** Includes cash equivalents and short-term investments

	Amount	% of Liability to total Liabilities*
Recognized Obligation to Return Collateral Asset	\$ 7,774,000	0.4%

* Column 1 divided by Liability Page, Line 26 (Column 1)

NOTES TO THE FINANCIAL STATEMENTS**I. Working Capital Finance Investments**

The Company had no working capital finance investments during the six months ended June 30, 2017.

J. Offsetting and Netting of Assets and Liabilities

The Company had no assets and liabilities which are offset and reported net in accordance with a valid right to offset.

K. Structured Notes

A structured note is a direct debt issuance by a corporation, municipality, or government entity, ranking pari-passu with the issuer's other debt issuances of equal seniority where either: 1) the coupon and/or principal payments are linked, in whole or in part, to prices or payment streams from an index or indices, or assets deriving their value from other than the issuer's credit quality, or 2) the coupon and/or principal payments are leveraged by a formula that is different from either a fixed coupon, or a non-leveraged floating rate coupon linked to an interest rate index, including but not limited to London Interbank Offered Rate ("LIBOR") or the prime rate. Information regarding structured notes as of June 30, 2017 was as follows:

CUSIP	Actual Cost	Fair Value	Book Adjusted Carrying Value	Mortgage Referenced Security (YES/NO)
03938LAU8	\$ 521,875	\$ 540,625	\$ 511,015	NO
044209AF1	1,000,000	1,043,750	1,000,000	NO
785592AE6	518,050	566,150	518,783	NO
Total	\$ 2,039,925	\$ 2,150,525	\$ 2,029,798	

L. No significant change.**M. Short Sales**

The Company did not have any unsettled short sale transactions outstanding as of June 30, 2017.

The Company did not have any settled short sale transactions during the six months ended June 30, 2017.

N. Prepayment Penalty and Acceleration Fees

During the six months ended June 30, 2017, the Company had securities sold, redeemed or otherwise disposed of as a result of a callable feature. The number of securities sold, disposed or otherwise redeemed and the aggregate amount of investment income generated as a result of a prepayment penalty and/or acceleration fee is as follows:

	General Account	Separate Account
Number of CUSIPs	11	—
Aggregate Amount of Investment Income	\$ 654,470	\$ —

6. Joint Ventures, Partnerships and Limited Liability Companies

No significant change.

7. Investment Income

A. No significant change.

B. The total amount excluded was \$0 and \$656 as of June 30, 2017 and December 31, 2016, respectively.

8. Derivative Instruments

As of June 30, 2017, there were no significant changes in the Company's derivative policy or investments other than those described below.

Credit Risk

The Company enters into various collateral arrangements, which may require both the pledging and accepting of collateral in connection with its derivatives.

At June 30, 2017 and December 31, 2016 the Company had no collateral pledged in connection with its over-the-counter ("OTC") derivatives.

NOTES TO THE FINANCIAL STATEMENTS

The table below summarizes the collateral received in connection with its OTC derivatives at:

	Cash ⁽¹⁾	
	June 30, 2017	December 31, 2016
Variation Margin:		
OTC Derivatives	\$ 7,774,000	\$ 8,942,000

(1) Cash collateral received is reported in cash, cash equivalents and short-term investments and the obligation to return the collateral is reported in aggregate write-ins for liabilities as cash collateral received on derivatives.

9. *Income Taxes*

A-B. No significant change.

C. Current income taxes incurred consisted of the following major components:

	June 30, 2017	December 31, 2016
Federal	\$ 9,707,277	\$ (52,245,389)
Foreign	7,715	2,171
Subtotal	9,714,992	(52,243,218)
Federal income tax on net capital gains/(losses)	58,622	(565,932)
Federal and foreign income taxes incurred	<u>\$ 9,773,614</u>	<u>\$ (52,809,150)</u>

NOTES TO THE FINANCIAL STATEMENTS

The changes in the main components of deferred income tax amounts were as follows:

	June 30, 2017	December 31, 2016	Change
DTA:			
Ordinary:			
Discounting of unpaid losses	\$ —	\$ —	\$ —
Unearned premium reserve	—	—	—
Policyholder reserves	—	—	—
Investments	—	497,796	(497,796)
Deferred acquisition costs	22,242,913	21,128,584	1,114,329
Policyholder dividends accrual	—	—	—
Fixed assets	374,629	445,309	(70,680)
Compensation and benefits accrual	—	—	—
Pension accrual	—	—	—
Receivables - nonadmitted	—	—	—
Net operating loss carryforward	—	—	—
Tax credit carryforwards	3,547,866	4,991,724	(1,443,858)
Other (including items <5% of total ordinary tax assets)	68,584	68,584	—
Accrued expenses	346,126	35,000	311,126
Ceding commissions	59,182,605	58,268,815	913,790
Employee benefits	11,166	—	11,166
Nonadmitted assets	96,427	2,295,582	(2,199,155)
Tax intangibles	1,372,400	1,601,133	(228,733)
Unrealized capital gains (losses)	113,190	—	113,190
Subtotal	<u>87,355,906</u>	<u>89,332,527</u>	<u>(1,976,621)</u>
Statutory valuation allowance adjustment	—	—	—
Nonadmitted	<u>(78,892,175)</u>	<u>(80,422,161)</u>	<u>1,529,986</u>
Admitted ordinary DTA	<u>8,463,731</u>	<u>8,910,366</u>	<u>(446,635)</u>
Capital:			
Investments	—	—	—
Net capital loss carryforward	—	—	—
Real estate	—	—	—
Other (including items <5% of total capital tax assets)	—	—	—
Subtotal	<u>—</u>	<u>—</u>	<u>—</u>
Statutory valuation allowance adjustment	—	—	—
Nonadmitted	<u>—</u>	<u>—</u>	<u>—</u>
Admitted capital DTA	<u>—</u>	<u>—</u>	<u>—</u>
Admitted DTA	<u>\$ 8,463,731</u>	<u>\$ 8,910,366</u>	<u>\$ (446,635)</u>
DTL:			
Ordinary			
Investments	\$ (656,823)	\$ (1,070,341)	\$ 413,518
Fixed assets	—	—	—
Deferred and uncollected premiums	(2,277,074)	(2,520,314)	243,240
Policyholder reserves	(2,993,139)	(2,577,369)	(415,770)
Other (including items <5% of total ordinary tax liabilities)	—	—	—
Other liabilities	(77,618)	(77,618)	—
Unrealized capital gains (losses)	—	(102,305)	102,305
Unreported Death Claims	(1,537)	(1,537)	—
Subtotal	<u>(6,006,191)</u>	<u>(6,349,484)</u>	<u>343,293</u>
Capital:			
Investments	(22,234)	(22,234)	—
Real estate	—	—	—
Other (including items <5% of total capital tax liabilities)	—	—	—
Subtotal	<u>(22,234)</u>	<u>(22,234)</u>	<u>—</u>
DTL	<u>\$ (6,028,425)</u>	<u>\$ (6,371,718)</u>	<u>\$ 343,293</u>
Net DTA/ (DTL)	<u>\$ 2,435,306</u>	<u>\$ 2,538,648</u>	<u>\$ (103,342)</u>
		Change in nonadmitted DTA	(1,529,986)
		Tax effect of unrealized gains (losses)	(215,496)
		Change in net DTA	<u>\$ (1,848,824)</u>

NOTES TO THE FINANCIAL STATEMENTS

- D. The provision for Federal and foreign income taxes incurred is different from that which would be obtained by applying the statutory Federal income tax rate to net gain (loss) from operations after dividends to policyholders and before Federal income tax. The significant items causing the difference were as follows:

	<u>June 30, 2017</u>
Net gain (loss) from operations after dividends to policyholders and before Federal income tax @ 35%	\$ 12,165,757
Net realized capital gains (losses) @ 35%	(165,907)
Tax effect of:	
Change in nonadmitted assets	2,199,150
Prior years adjustment and accruals	168,506
Prior period adjustment in Surplus	118,612
Interest maintenance reserve	19,623
Penalties	205
Tax credits	(398,717)
Separate Account dividend received deduction	(2,366,183)
Total statutory income taxes (benefit)	<u>\$ 11,741,046</u>
Federal and foreign income taxes incurred including tax on realized capital gains	\$ 9,773,614
Change in net DTA	1,848,824
Prior years adjustments in surplus	118,608
Total statutory income taxes (benefit)	<u>\$ 11,741,046</u>

E-G. No significant change.

10. Information Concerning Parents, Subsidiaries, Affiliates and Other Related Parties

A-C. No significant change.

- D. The Company had \$11,907,961 receivable and \$2,476,552 payable with affiliates as of June 30, 2017. The Company had \$4,912,989 receivable and \$78,380 payable with affiliates as of December 31, 2016. Amounts receivable and payable are expected to be settled within 90 days.

E. No significant change.

- F. The Company is a party to a service agreement with its affiliate, Brighthouse Services, LLC, pursuant to which Brighthouse Services, LLC agrees to provide a broad range of services and make available its personnel and facilities upon the request of the Company as deemed necessary for its operations. This agreement involves cost allocation arrangements under which the Company pays for all expenses, direct and indirect, reasonably and equitably determined to be attributable to the services provided.

The Company is also a party to various other service agreements with affiliates.

- G. All outstanding shares of the Company are owned by Brighthouse Life Insurance Company (formerly, MetLife Insurance Company USA) ("Brighthouse Insurance"). Allocated operating expenses are not necessarily indicative of the total cost that would be incurred if the Company operated on a stand alone basis.

H-N. No significant change.

11. Debt

A. No significant change.

B. The Company has not issued any debt to the Federal Home Loan Bank.

12. Retirement Plans, Deferred Compensation, Postemployment Benefits and Compensated Absences and Other Postretirement Benefit Plans

As of June 30, 2017, the Company did not sponsor any retirement plans, deferred compensation plans, postemployment benefit plans or other postretirement plans.

13. Capital Surplus, Shareholder's Dividend Restrictions and Quasi Reorganizations

(1-9) No significant change.

- (10) The portion of unassigned funds (surplus) represented by cumulative unrealized gains (losses) was \$(13,764) at June 30, 2017.

(11-13) No significant change.

NOTES TO THE FINANCIAL STATEMENTS

14. Contingencies

A. No significant change.

B. Assessments

As of June 30, 2017, the Company had a \$400,000 liability for retrospective premium-based guaranty fund assessments and a \$1,240,375 asset for the related premium tax offset. As of December 31, 2016, the Company had a \$400,000 liability for retrospective premium-based guaranty fund assessments and a \$2,129,306 asset for the related premium tax offset. The total estimated guaranty assessment liability for Executive Life of New York was paid during 2013 and 2014. The related premium tax offsets began to be realized in 2015 and will continue to be extended over a number of years

The change in the guaranty asset balance summarized below reflects estimated 2017 premium tax offsets accrued and revised estimated premium tax offsets for accrued liabilities.

Assets Recognized from Paid and Accrued Premium Tax Offsets	
a. Balance as of December 31, 2016	\$ 2,129,306
b. Decreases current year:	
Premium tax offset applied	888,931
Est. premium tax offset	—
c. Increases current year:	—
d. Balance as of June 30, 2017	<u>\$ 1,240,375</u>

C-E. No significant change.

F. All Other Contingencies

Uncollectible Premium Receivables

The Company had admitted assets of \$1,981,951 and \$2,603,286 at June 30, 2017 and December 31, 2016, respectively, in uncollected premiums and agents' balances in the course of collection. The Company routinely assesses the ability to collect these receivables. Based upon Company experience, the amount of premiums and other accounts receivable that may become uncollectible and result in a potential loss is not material to the Company's financial condition.

Litigation

Sales Practice Claims and Regulatory Matters. The Company and certain of its affiliates have faced numerous claims, including class action lawsuits, alleging improper marketing or sales of individual life insurance policies, annuities, mutual funds or other products. Regulatory authorities in a small number of states and the Financial Industry Regulatory Authority, and occasionally the U.S. Securities and Exchange Commission ("SEC") have also conducted investigations or inquiries relating to sales of individual life insurance policies or annuities or other products issued by the Company. These investigations often focus on the conduct of particular financial service representatives and the sale of unregistered or unsuitable products or the misuse of client assets. Over the past several years, these and a number of investigations by other regulatory authorities were resolved for monetary payments and certain other relief, including restitution payments. The Company may continue to resolve investigations in a similar manner.

Various litigation, claims and assessments against the Company, in addition to those discussed above and those otherwise provided for in the Company's financial statements, have arisen in the course of the Company's business, including, but not limited to, in connection with its activities as an insurer, employer, investor, investment advisor or taxpayer. Further, state insurance regulatory and other federal and state authorities regularly make inquiries and conduct investigations concerning the Company's compliance with applicable insurance and other laws and regulations.

It is not possible to predict the ultimate outcome of all pending investigations and legal proceedings. In some of the matters, large and/or indeterminate amounts, including punitive and treble damages, may be sought. Although, in light of these considerations, it is possible that an adverse outcome in certain cases could have a material effect upon the Company's financial position, based on information currently known by the Company's management, in its opinion, the outcomes of pending investigations and legal proceedings are not likely to have such an effect. However, given the large and/or indeterminate amounts that may be sought in certain of these matters and the inherent unpredictability of litigation, it is possible that an adverse outcome in certain matters could, from time to time, have a material effect on the Company's net income or cash flows in any particular period.

15. Leases

No significant change.

NOTES TO THE FINANCIAL STATEMENTS

16. Information about Financial Instruments with Off-Balance Sheet Risk and Financial Instruments with Concentrations of Credit Risk

- (1) The table below summarizes the notional amount of the Company's financial instruments (derivatives that are designated as effective hedging instruments) with off-balance sheet credit risk at:

	Assets		Liabilities	
	June 30, 2017	December 31, 2016	June 30, 2017	December 31, 2016
Swaps	\$ 6,650,700	\$ 3,962,500	\$ 5,349,608	\$ —
Futures	—	—	—	—
Options	—	—	—	—
Total	<u>\$ 6,650,700</u>	<u>\$ 3,962,500</u>	<u>\$ 5,349,608</u>	<u>\$ —</u>

- (2) No significant change.
- (3) The Company may be exposed to credit-related losses in the event of nonperformance by counterparties to derivatives. Generally, the current credit exposure of the Company's derivatives is limited to the net positive estimated fair value of derivatives at the reporting date after taking into consideration the existence of master netting or similar agreements and any collateral received pursuant to such agreements.

The Company manages its credit risk related to derivatives by entering into transactions with creditworthy counterparties and establishing and monitoring exposure limits. The Company's OTC derivative transactions are governed by International Swaps and Derivatives Association, Inc. ("ISDA") Master Agreements which provide for legally enforceable set-off and close-out netting of exposures to specific counterparties in the event of early termination of a transaction, which includes, but is not limited to, events of default and bankruptcy. In the event of an early termination, the Company is permitted to set-off receivables from the counterparty against payables to the same counterparty arising out of all included transactions. Substantially all of the Company's ISDA Master Agreements also include Credit Support Annex provisions which may require both the pledging and accepting of collateral in connection with its OTC derivatives.

Off-balance sheet credit exposure is the excess of positive estimated fair value over positive book/adjusted carrying value for the Company's highly effective hedges at the reporting date. All collateral received from counterparties to mitigate credit-related losses is deemed worthless for the purpose of calculating the Company's off-balance sheet credit exposure. The off-balance sheet credit exposure of the Company's swaps was \$471,728 and \$436,841 at June 30, 2017 and December 31, 2016, respectively.

- (4) No significant change.

17. Sale, Transfer and Servicing of Financial Assets and Extinguishments of Liabilities**A. Transfers of Receivables Reported as Sales**

No significant change.

B. Transfer and Servicing of Financial Assets

The Company did not participate in the transfer or servicing of financial assets during the six months ended June 30, 2017.

C. Wash Sales

- (1) In the course of the Company's asset management, securities are not sold and reacquired within 30 days of the sale date to enhance the Company's yield on its investment portfolio. There may be occasional isolated incidents where wash sales occur.
- (2) The Company had no wash sales with an NAIC designation 3 or below or unrated securities during the quarter ended June 30, 2017.

18. Gain or Loss to the Reporting Entity from Uninsured Plans and the Uninsured Portion of Partially Insured Plans

No significant change.

19. Direct Premium Written/Produced by Managing General Agents/Third Party Administrators

No significant change.

NOTES TO THE FINANCIAL STATEMENTS**20. Fair Value Information**

A. (1) Assets and Liabilities Measured and Reported at Estimated Fair Value at Reporting Date

Hierarchy Table

The following table provides information about financial assets and liabilities measured and reported at estimated fair value at:

	June 30, 2017			
	Fair Value Measurements at Reporting Date Using			Total
	Level 1	Level 2	Level 3	
Assets				
Derivative assets ⁽¹⁾				
Foreign currency exchange rate	\$ —	\$ 3,201,480	\$ —	\$ 3,201,480
Separate Account assets ⁽²⁾	—	4,896,952,993	—	4,896,952,993
Total assets	<u>\$ —</u>	<u>\$ 4,900,154,473</u>	<u>\$ —</u>	<u>\$ 4,900,154,473</u>
Liabilities				
Derivative liabilities ⁽¹⁾				
Foreign currency exchange rate	\$ —	\$ 782	\$ —	\$ 782
Total liabilities	<u>\$ —</u>	<u>\$ 782</u>	<u>\$ —</u>	<u>\$ 782</u>

⁽¹⁾ Derivative assets and derivative liabilities presented in the table above represent only those derivatives that are carried at estimated fair value. Accordingly, the amounts above exclude highly effective derivatives carried at amortized cost.

⁽²⁾ Separate Account assets are subject to General Account claims only to the extent that the value of such assets exceeds the Separate Account liabilities. Investments (stated generally at estimated fair value) and liabilities of the Separate Accounts are reported separately as assets and liabilities.

Transfers between Levels 1 and 2 - During the quarter ended ended June 30, 2017, transfers between Levels 1 and 2 were not significant. Transfers between levels are assumed to occur at the beginning of the period.

(2) Assets and Liabilities Measured and Reported at Estimated Fair Value at Reporting Date

Rollforward Table – Level 3 Assets and Liabilities

There were no assets and liabilities measured and reported at estimated fair value using significant unobservable (Level 3) inputs for the three and six months ended June 30, 2017.

Transfers between Levels

Overall, transfers between levels occur when there are changes in the observability of inputs and market activity. Transfers into or out of any level are assumed to occur at the beginning of the period.

Transfers into or out of Level 3

Transfers into or out of Level 3 are presented in the table. Assets and liabilities are transferred into Level 3 when a significant input cannot be corroborated with market observable data. This occurs when market activity decreases significantly and underlying inputs cannot be observed, current prices are not available and/or when there are significant variances in quoted prices, thereby affecting transparency. Assets and liabilities are transferred out of Level 3 when circumstances change such that a significant input can be corroborated with market observable data. This may be due to a significant increase in market activity, a specific event or one or more significant input(s) becoming observable.

During the quarter ended June 30, 2017, there were no transfers into or out of Level 3.

(3) Transfers between levels are assumed to occur at the beginning of the period.

(4) Assets and Liabilities Measured and Reported at Estimated Fair Value at Reporting Date

Valuation Techniques and Inputs for Level 2 and Level 3 Assets and Liabilities by Major Classes of Assets and Liabilities:

When developing estimated fair values, the Company considers two broad valuation techniques: (i) the market approach and (ii) the income approach. The Company determines the most appropriate valuation technique to use, given what is being measured and the availability of sufficient inputs, giving priority to observable inputs.

The Company categorizes its financial assets and liabilities into a three-level hierarchy, based on the significant input with the lowest level in their valuation. The input levels are as follows. Level 1 - Unadjusted quoted prices for identical assets or liabilities. Level 2 - Quoted prices in markets that are not active or inputs that are observable either directly or indirectly. These inputs can include quoted prices for similar but not identical assets or liabilities other than quoted prices in Level 1, quoted prices in markets that are not active, or other significant inputs that are observable or can be derived principally from or corroborated by observable market data for substantially the full term of the assets or liabilities. Level 3 - Unobservable inputs that are supported by little or no market activity and are significant to the determination of estimated fair value of the assets and liabilities. Unobservable inputs reflect the reporting entity's own assumptions about the assumptions that market participants would use in pricing the asset or liability.

NOTES TO THE FINANCIAL STATEMENTS

The valuation of most instruments listed below are determined using independent pricing sources, matrix pricing, discounted cash flow methodologies or other similar techniques that use either observable market inputs or unobservable inputs.

Instrument	Level 2 Observable Inputs	Level 3 Unobservable Inputs
Separate Account Assets ⁽¹⁾		
Mutual funds without readily determinable fair values as prices are not published publicly		
	Key Inputs: <ul style="list-style-type: none"> quoted prices or reported Net Asset Value ("NAV") provided by the fund managers 	<ul style="list-style-type: none"> not applicable
Derivatives ⁽²⁾		
Foreign Currency Exchange Rate		
	Valuation Techniques: Principally the income approach Key Inputs: <ul style="list-style-type: none"> swap yield curves basis curves currency spot rates cross currency basis curves 	<ul style="list-style-type: none"> not applicable

⁽¹⁾ Estimated fair value equals carrying value, based on the value of the underlying assets.

⁽²⁾ Valuations of non-option-based derivatives utilize present value techniques, whereas valuations of option-based derivatives utilize option pricing models.

B. The Company provides additional fair value information in Note 5 and 21.

C. Estimated Fair Value of All Financial Instruments

Information related to the aggregate fair value of financial instruments is shown below at:

	June 30, 2017					
	Aggregate Fair Value	Admitted Value	Level 1	Level 2	Level 3	Not Practicable (Carrying Value)
Assets						
Bonds	\$1,934,212,644	\$1,882,295,771	\$ 299,979,140	\$1,522,391,935	\$ 111,841,569	\$ —
Mortgage loans	394,367,759	393,587,033	—	—	394,367,759	—
Cash, cash equivalents and short-term investments	27,331,431	27,331,431	27,331,431	—	—	—
Derivative assets ⁽¹⁾	6,990,516	7,106,871	—	6,990,516	—	—
Other invested assets	6,605,758	6,091,918	—	6,605,758	—	—
Investment income due and accrued	16,144,503	16,144,503	—	16,144,503	—	—
Separate Account assets	4,960,390,099	4,960,762,407	30,163,415	4,930,226,684	—	—
Total assets	<u>\$7,346,042,710</u>	<u>\$7,293,319,934</u>	<u>\$ 357,473,986</u>	<u>\$6,482,359,396</u>	<u>\$ 506,209,328</u>	<u>\$ —</u>
Liabilities						
Investment contracts included in:						
Reserves for life insurance and annuities	\$1,214,124,614	\$1,140,448,356	\$ —	\$ —	\$1,214,124,614	\$ —
Liability for deposit-type contracts	18,181,829	17,068,214	—	—	18,181,829	—
Derivative liabilities ⁽¹⁾	(9,515)	123,715	—	(9,515)	—	—
Payable for collateral received	7,774,000	7,774,000	—	7,774,000	—	—
Total liabilities	<u>\$1,240,070,928</u>	<u>\$1,165,414,285</u>	<u>\$ —</u>	<u>\$ 7,764,485</u>	<u>\$1,232,306,443</u>	<u>\$ —</u>
December 31, 2016						
	Aggregate Fair Value	Admitted Value	Level 1	Level 2	Level 3	Not Practicable (Carrying Value)
Assets						
Bonds	\$1,872,253,632	\$1,856,695,149	\$ 289,186,493	\$1,479,353,574	\$ 103,713,565	\$ —
Mortgage loans	404,078,607	407,911,069	—	—	404,078,607	—
Cash, cash equivalents and short-term investments	16,135,665	16,135,665	16,135,665	—	—	—
Derivative assets ⁽¹⁾	8,655,634	9,393,871	—	8,655,634	—	—
Other invested assets	—	—	—	—	—	—
Investment income due and accrued	16,540,852	16,540,852	—	16,540,852	—	—
Separate Account assets	4,758,448,735	4,758,448,735	—	4,758,448,735	—	—
Total assets	<u>\$7,076,113,125</u>	<u>\$7,065,125,341</u>	<u>\$ 305,322,158</u>	<u>\$6,262,998,795</u>	<u>\$ 507,792,172</u>	<u>\$ —</u>
Liabilities						
Investment contracts included in:						
Reserves for life insurance and annuities	\$1,242,536,364	\$1,175,091,167	\$ —	\$ —	\$1,242,536,364	\$ —
Liability for deposit-type contracts	17,540,755	16,351,045	—	—	17,540,755	—
Derivative liabilities ⁽¹⁾	—	—	—	—	—	—
Payable for collateral received	8,942,000	8,942,000	—	8,942,000	—	—
Total liabilities	<u>\$1,269,019,119</u>	<u>\$1,200,384,212</u>	<u>\$ —</u>	<u>\$ 8,942,000</u>	<u>\$1,260,077,119</u>	<u>\$ —</u>

⁽¹⁾ Classification of derivatives is based on each derivative's positive (asset) or negative (liability) book/adjusted carrying value, which equals the net admitted assets and liabilities.

NOTES TO THE FINANCIAL STATEMENTS

Assets and Liabilities

The methods and significant assumptions used to estimate the fair value of all financial instruments are presented below.

The Company defines fair value as the price that would be received to sell an asset or paid to transfer a liability (an exit price) in the principal or most advantageous market for the asset or liability in an orderly transaction between market participants on the measurement date. In most cases, the exit price and the transaction (or entry) price will be the same at initial recognition.

When developing estimated fair values, the Company considers two broad valuation techniques: (i) the market approach and (ii) the income approach. The Company determines the most appropriate valuation technique to use, given what is being measured and the availability of sufficient inputs, giving priority to observable inputs.

The Company categorizes its financial assets and liabilities into a three-level hierarchy, based on the significant input with the lowest level in their valuation. The input levels are as follows. Level 1 - Unadjusted quoted prices for identical assets or liabilities. The size of the bid/ask spread is used as an indicator of market activity for bonds. Level 2 - Quoted prices in markets that are not active or inputs that are observable either directly or indirectly. These inputs can include quoted prices for similar but not identical assets or liabilities other than quoted prices in Level 1, quoted prices in markets that are not active, or other significant inputs that are observable or can be derived principally from or corroborated by observable market data for substantially the full term of the assets or liabilities. Level 3 - Unobservable inputs that are supported by little or no market activity and are significant to the determination of estimated fair value of the assets and liabilities. Unobservable inputs reflect the reporting entity's own assumptions about the assumptions that market participants would use in pricing the asset or liability.

Bonds, Cash, Cash Equivalents and Short-term Investments

When available, the estimated fair value for bonds, including loan-backed securities, cash equivalents and short-term investments are based on quoted prices in active markets that are readily and regularly obtainable. Generally, these investments are classified in Level 1, are the most liquid of the Company's securities holdings and valuation of these securities does not involve management's judgment.

When quoted prices in active markets are not available, the determination of estimated fair value is based on market standard valuation methodologies, giving priority to observable inputs. The significant inputs to the market standard valuation methodologies for certain types of securities with reasonable levels of price transparency are inputs that are observable in the market or can be derived principally from or corroborated by observable market data. Generally, these investments are classified in Level 2.

When observable inputs are not available, the market standard valuation methodologies rely on inputs that are significant to the estimated fair value that are not observable in the market or cannot be derived principally from or corroborated by observable market data. These unobservable inputs can be based in large part on management's judgment or estimation, and cannot be supported by reference to market activity. Even though these inputs are unobservable, management believes they are consistent with what other market participants would use when pricing such securities and are considered appropriate given the circumstances. Generally, these investments are classified in Level 3.

The estimated fair value for cash approximates carrying value and is classified as Level 1 given the nature of cash.

The use of different methodologies, assumptions and inputs may have a material effect on the estimated fair values of the Company's securities holdings.

Mortgage Loans

For mortgage loans, estimated fair value is primarily determined by estimating expected future cash flows and discounting them using current interest rates for similar mortgage loans with similar credit risk, or is determined from pricing for similar mortgage loans. The estimated fair values for impaired mortgage loans are principally obtained by estimating the fair value of the underlying collateral using market standard appraisal and valuation methods. Mortgage loans valued using significant unobservable inputs are classified in Level 3.

Derivatives

The estimated fair value of OTC derivatives is determined through the use of pricing models. The determination of estimated fair value, when quoted market values are not available, is based on market standard valuation methodologies and inputs that management believes are consistent with what other market participants would use when pricing such instruments. The significant inputs to the pricing models for most OTC derivatives are inputs that are observable in the market or can be derived principally from, or corroborated by, observable market data. Significant inputs that are observable generally include interest rates, foreign currency exchange rates, interest rate curves, credit curves and volatility. Derivative valuations can be affected by changes in interest rates, foreign currency exchange rates, financial indices, credit spreads, default risk, nonperformance risk, volatility, liquidity and changes in estimates and assumptions used in pricing models. Generally, these derivatives are classified in Level 2.

Most inputs for OTC derivatives are mid-market inputs but, in certain cases, liquidity adjustments are used when they are deemed more representative of exit value. Market liquidity, as well as the use of different methodologies, assumptions and inputs may have a material effect on the estimated fair values of the Company's derivatives and could materially affect the net change in capital and surplus.

NOTES TO THE FINANCIAL STATEMENTS

Other Invested Assets

The estimated fair value of other invested assets is determined using the methodologies as described in the above sections titled “Bonds, Cash, Cash Equivalents and Short-term Investments”, based on the nature of the investment. Excluded from the disclosure are those other invested assets that are not considered to be financial instruments subject to this disclosure including investments carried on the equity method.

Investment Income Due and Accrued

Due to the short-term nature of investment income due and accrued, the Company believes there is minimal risk of material changes in interest rates or the credit of the issuer such that estimated fair value approximates carrying value. These amounts are generally classified as Level 2.

Investment Contracts Included in Reserves for Life Insurance and Annuities and Liability for Deposit-Type Contracts

The fair value of investment contracts included in reserves for life insurance and annuities and in the liability for deposit-type contracts is estimated by discounting best estimate future cash flows based on assumptions that market participants would use in pricing such liabilities, with consideration of the Company’s non-performance risk (own-credit risk) not reflected in the fair value calculation. The assumptions used in estimating these fair values are based in part on unobservable inputs classified in Level 3.

Payable for Collateral Received

The estimated fair value of amounts payable for collateral received approximates carrying value as these obligations are short-term in nature. These amounts are generally classified in Level 2.

Separate Accounts

Separate Account assets are generally carried at estimated fair value on the Statutory Statements of Assets, Liabilities, Surplus and Other Funds. These assets are comprised of mutual funds without readily determinable fair values given prices are not published publicly. Valuation of the mutual funds is based upon quoted prices or reported net asset values provided by the fund managers.

- D. At June 30, 2017, the Company had no investments where it was not practicable to estimate fair value.

21. Other Items

- A-B. No significant change.

C. Other Disclosures

On January 12, 2016, MetLife, Inc. (“MetLife”) announced its plan to pursue the separation of a substantial portion of its U.S. retail business (the “Separation”). Additionally, on July 21, 2016, MetLife announced that the separated business will be rebranded as “Brighthouse Financial.” Effective March 6, 2017, and in connection with the Separation, the Company changed its name from First MetLife Investors Insurance Company to Brighthouse Life Insurance Company of NY.

On October 5, 2016, Brighthouse Financial, Inc. (“Brighthouse”), which until the completion of the Separation on August 4, 2017, was a wholly-owned subsidiary of MetLife, filed a registration statement on Form 10 (as amended, the “Form 10”) with the SEC that was declared effective by the SEC on July 6, 2017. The information statement filed as an exhibit to the Form 10 disclosed MetLife’s plans to undertake several actions, including an internal reorganization involving its U.S. retail business (the “Restructuring”) and include the Company and certain affiliates in the planned separated business, and distribute at least 80.1% of the shares of Brighthouse common stock on a pro rata basis to the holders of MetLife common stock. In connection with the Restructuring, effective April 2017, following receipt of applicable regulatory approvals, MetLife contributed certain affiliated reinsurance companies and the Company to Brighthouse Insurance. On July 28, 2017, MetLife contributed Brighthouse Holdings, LLC, the parent of Brighthouse Insurance to Brighthouse, resulting in the Company becoming an indirect wholly-owned subsidiary of Brighthouse.

On August 4, 2017, Brighthouse completed its Separation with MetLife. As a result of the Separation, Brighthouse is now an independent entity, with 80.8% of its outstanding common shares owned by MetLife shareholders of record as of July 19, 2017 and 19.2% owned by MetLife.

- D-E. No significant change.

NOTES TO THE FINANCIAL STATEMENTS**F. Subprime Mortgage Related Risk Exposure**

(1) While there is no market standard definition, the Company defines subprime mortgage lending as the origination of residential mortgage loans to borrowers with weak credit profiles. The Company's exposure to subprime mortgage loans exists through investments in subprime RMBS. The subprime RMBS portfolio is performing within expectations and is in an unrealized gain position. Over the past few years, the Company has managed its exposure to subprime mortgage lending by reducing its overall exposure, increasing the credit quality of the portfolio, stress testing the portfolio with severe loss assumptions and closely monitoring the performance of the portfolio. Based upon the analysis of the Company's exposure to subprime mortgages through its investments in RMBS, the Company expects to receive payments in accordance with the contractual terms of the securities.

(2) No significant change.

(3) At June 30, 2017, the Company had direct exposure to subprime mortgage risk through other investments as follows:

	Actual Cost	Book/Adjusted Carrying Value (excluding interest)	Fair Value	OTTI Losses Recognized
RMBS	\$ 16,767,516	\$ 17,019,723	\$ 17,620,407	\$ —
CMBS	—	—	—	—
Collateralized debt obligations	—	—	—	—
Structured securities	—	—	—	—
Equity investment in SCA	—	—	—	—
Other assets	—	—	—	—
Total	\$ 16,767,516	\$ 17,019,723	\$ 17,620,407	\$ —

(4) No significant change.

G-H. No significant change.

22. Events Subsequent

The Company has evaluated events subsequent to June 30, 2017 through August 10, 2017, which is the date these financial statements were available to be issued, and other than the above item, has determined there are no material subsequent events requiring adjustment to or disclosure in the financial statements.

The Company is not subject to the annual fee imposed under section 9010 of the Affordable Care Act ("ACA").

23. Reinsurance

No significant change.

24. Retrospectively Rated Contracts & Contracts Subject to Redetermination

A-D. No significant change.

E. The Company is not subject to the risk sharing provision of the ACA.

25. Change in Incurred Losses and Loss Adjustment Expenses

The Company had no change in incurred losses and no loss adjustment expenses during the six months ended June 30, 2017.

26. Intercompany Pooling Arrangements

No significant change.

27. Structured Settlements

No significant change.

28. Health Care Receivables

No significant change.

29. Participating Policies

No significant change.

30. Premium Deficiency Reserves

No significant change.

NOTES TO THE FINANCIAL STATEMENTS

31. Reserves for Life Contracts and Deposit-Type Contracts

No significant change.

32. Analysis of Annuity Actuarial Reserves and Deposit Liabilities by Withdrawal Characteristics

No significant change.

33. Premiums and Annuity Considerations Deferred and Uncollected

No significant change.

34. Separate Accounts

A-B. No significant change.

C. Reconciliation of Net Transfers to or (from) Separate Accounts:

(1) Transfers as reported in the Summary of Operations of the Separate Accounts Annual Statement:	
a. Transfers to Separate Accounts (Page 4, Line 1.4)	\$ 92,621,127
b. Transfers from Separate Accounts (Page 4, Line 10)	187,389,155
c. Net transfers to or (from) Separate Accounts (a) - (b)	<u>(94,768,028)</u>
(2) Reconciling Adjustments	<u>—</u>
(3) Transfers as reported in the Summary of Operations of the Life, Accident & Health Annual Statement (1c) + (2) = (Page 4, Line 26)	<u>\$ (94,768,028)</u>

35. Loss/Claim Adjustment Expenses

No significant change.

GENERAL INTERROGATORIES

PART 1 - COMMON INTERROGATORIES

GENERAL

1.1 Did the reporting entity experience any material transactions requiring the filing of Disclosure of Material Transactions with the State of Domicile, as required by the Model Act? Yes [] No [X]

1.2 If yes, has the report been filed with the domiciliary state? Yes [] No []

2.1 Has any change been made during the year of this statement in the charter, by-laws, articles of incorporation, or deed of settlement of the reporting entity? Yes [X] No []

2.2 If yes, date of change: 03/06/2017

3.1 Is the reporting entity a member of an Insurance Holding Company System consisting of two or more affiliated persons, one or more of which is an insurer? If yes, complete Schedule Y, Parts 1 and 1A. Yes [X] No []

3.2 Have there been any substantial changes in the organizational chart since the prior quarter end? Yes [X] No []

3.3 If the response to 3.2 is yes, provide a brief description of those changes.

Various mergers, reorganizations and formations - See Schedule Y Part 1, Organization Chart - regarding information concerning activities of insurer members of a holding company group

4.1 Has the reporting entity been a party to a merger or consolidation during the period covered by this statement? Yes [] No [X]

4.2 If yes, provide name of entity, NAIC Company Code, and state of domicile (use two letter state abbreviation) for any entity that has ceased to exist as a result of the merger or consolidation.

1 Name of Entity	2 NAIC Company Code	3 State of Domicile

5. If the reporting entity is subject to a management agreement, including third-party administrator(s), managing general agent(s), attorney-in-fact, or similar agreement, have there been any significant changes regarding the terms of the agreement or principals involved? If yes, attach an explanation. Yes [] No [X] N/A []

6.1 State as of what date the latest financial examination of the reporting entity was made or is being made. 12/31/2013

6.2 State the as of date that the latest financial examination report became available from either the state of domicile or the reporting entity. This date should be the date of the examined balance sheet and not the date the report was completed or released. 12/31/2013

6.3 State as of what date the latest financial examination report became available to other states or the public from either the state of domicile or the reporting entity. This is the release date or completion date of the examination report and not the date of the examination (balance sheet date). 02/03/2017

6.4 By what department or departments?
New York State Department of Financial Services

6.5 Have all financial statement adjustments within the latest financial examination report been accounted for in a subsequent financial statement filed with Departments? Yes [] No [] N/A [X]

6.6 Have all of the recommendations within the latest financial examination report been complied with? Yes [X] No [] N/A []

7.1 Has this reporting entity had any Certificates of Authority, licenses or registrations (including corporate registration, if applicable) suspended or revoked by any governmental entity during the reporting period? Yes [] No [X]

7.2 If yes, give full information:

8.1 Is the company a subsidiary of a bank holding company regulated with the Federal Reserve Board? Yes [] No [X]

8.2 If response to 8.1 is yes, please identify the name of the bank holding company.

8.3 Is the company affiliated with one or more banks, thrifts or securities firms? Yes [X] No []

8.4 If the response to 8.3 is yes, please provide below the names and location (city and state of the main office) of any affiliates regulated by a federal regulatory services agency [i.e. the Federal Reserve Board (FRB), the Office of the Comptroller of the Currency (OCC), the Federal Deposit Insurance Corporation (FDIC) and the Securities Exchange Commission (SEC)] and identify the affiliate's primary federal regulator].

1 Affiliate Name	2 Location (City, State)	3 FRB	4 OCC	5 FDIC	6 SEC
Brighthouse Investment Advisers, LLC	Boston, MA				YES
MetLife Investment Advisers, LLC	Wilmington, DE				YES
MetLife Investors Distribution Company	New York, NY				YES
Brighthouse Securities, LLC	Charlotte, NC				YES

9.1 Are the senior officers (principal executive officer, principal financial officer, principal accounting officer or controller, or persons performing similar functions) of the reporting entity subject to a code of ethics, which includes the following standards? Yes [X] No []

- (a) Honest and ethical conduct, including the ethical handling of actual or apparent conflicts of interest between personal and professional relationships;
- (b) Full, fair, accurate, timely and understandable disclosure in the periodic reports required to be filed by the reporting entity;
- (c) Compliance with applicable governmental laws, rules and regulations;
- (d) The prompt internal reporting of violations to an appropriate person or persons identified in the code; and
- (e) Accountability for adherence to the code.

9.11 If the response to 9.1 is No, please explain:

9.2 Has the code of ethics for senior managers been amended? Yes [] No [X]

9.21 If the response to 9.2 is Yes, provide information related to amendment(s).

9.3 Have any provisions of the code of ethics been waived for any of the specified officers? Yes [] No [X]

9.31 If the response to 9.3 is Yes, provide the nature of any waiver(s).

GENERAL INTERROGATORIES

PART 1 - COMMON INTERROGATORIES

FINANCIAL

- 10.1 Does the reporting entity report any amounts due from parent, subsidiaries or affiliates on Page 2 of this statement? Yes No
- 10.2 If yes, indicate any amounts receivable from parent included in the Page 2 amount: \$ 1,002,723

INVESTMENT

- 11.1 Were any of the stocks, bonds, or other assets of the reporting entity loaned, placed under option agreement, or otherwise made available for use by another person? (Exclude securities under securities lending agreements.) Yes No
- 11.2 If yes, give full and complete information relating thereto:
12. Amount of real estate and mortgages held in other invested assets in Schedule BA: \$ 0
13. Amount of real estate and mortgages held in short-term investments: \$ 0
- 14.1 Does the reporting entity have any investments in parent, subsidiaries and affiliates? Yes No
- 14.2 If yes, please complete the following:

- 14.21 Bonds
- 14.22 Preferred Stock
- 14.23 Common Stock
- 14.24 Short-Term Investments
- 14.25 Mortgage Loans on Real Estate
- 14.26 All Other
- 14.27 Total Investment in Parent, Subsidiaries and Affiliates (Subtotal Lines 14.21 to 14.26)
- 14.28 Total Investment in Parent included in Lines 14.21 to 14.26 above

	1 Prior Year End Book/Adjusted Carrying Value	2 Current Quarter Book/Adjusted Carrying Value
\$	0	\$ 0
	0	0
	0	0
	0	0
	0	0
	0	0
\$	0	\$ 0
\$	0	\$ 0

- 15.1 Has the reporting entity entered into any hedging transactions reported on Schedule DB? Yes No
- 15.2 If yes, has a comprehensive description of the hedging program been made available to the domiciliary state? Yes No
- If no, attach a description with this statement.

16. For the reporting entity's security lending program, state the amount of the following as of current statement date:

- 16.1 Total fair value of reinvested collateral assets reported on Schedule DL, Parts 1 and 2: \$ 0
- 16.2 Total book adjusted/carrying value of reinvested collateral assets reported on Schedule DL, Parts 1 and 2: \$ 0
- 16.3 Total payable for securities lending reported on the liability page: \$ 0

17. Excluding items in Schedule E-Part 3-Special Deposits, real estate, mortgage loans and investments held physically in the reporting entity's offices, vaults or safety deposit boxes, were all stocks, bonds and other securities, owned throughout the current year held pursuant to a custodial agreement with a qualified bank or trust company in accordance with Section 1, III - General Examination Considerations, F. Outsourcing of Critical Functions, Custodial or Safekeeping Agreements of the NAIC *Financial Condition Examiners Handbook*? Yes No

17.1 For all agreements that comply with the requirements of the NAIC *Financial Condition Examiners Handbook*, complete the following:

1 Name of Custodian(s)	2 Custodian Address
JPMorgan Chase Bank & Co.	4 New York Plaza - 12th Floor, New York, NY, 10004

17.2 For all agreements that do not comply with the requirements of the NAIC *Financial Condition Examiners Handbook*, provide the name, location and a complete explanation:

1 Name(s)	2 Location(s)	3 Complete Explanation(s)

- 17.3 Have there been any changes, including name changes, in the custodian(s) identified in 17.1 during the current quarter? Yes No

17.4 If yes, give full and complete information relating thereto:

1 Old Custodian	2 New Custodian	3 Date of Change	4 Reason
	JPMorgan Chase Bank & Co.	05/24/2017	

17.5 Investment management – Identify all investment advisors, investment managers, broker/dealers, including individuals that have the authority to make investment decisions on behalf of the reporting entity. For assets that are managed internally by employees of the reporting entity, note as such ["...that have access to the investment accounts", "handle securities"].

1 Name of Firm or Individual	2 Affiliation
MetLife Investment Advisors, LLC	A

17.5097 For those firms/individuals listed in the table for Question 17.5, do any firms/individuals unaffiliated with the reporting entity (i.e., designated with a "U") manage more than 10% of the reporting entity's assets? Yes No

17.5098 For firms/individuals unaffiliated with the reporting entity (i.e., designated with a "U") listed in the table for Question 17.5, does the total assets under management aggregate to more than 50% of the reporting entity's assets? Yes No

17.6 For those firms or individuals listed in the table for 17.5 with an affiliation code of "A" (affiliated) or "U" (unaffiliated), provide the information for the table below.

1 Central Registration Depository Number	2 Name of Firm or Individual	3 Legal Entity Identifier (LEI)	4 Registered With	5 Investment Management Agreement (IMA) Filed
142463	MetLife Investment Advisors, LLC	EAU072Q8FCR1S0XGYJ21	SEC	DS

18.1 Have all the filing requirements of the *Purposes and Procedures Manual of the NAIC Investment Analysis Office* been followed? Yes No

18.2 If no, list exceptions:

GENERAL INTERROGATORIES (continued)

PART 2 - LIFE & HEALTH

1. Report the statement value of mortgage loans at the end of this reporting period for the following categories:

	Amount	
1.1 Long-term mortgages in good standing		
1.11 Farm mortgages.....	\$.....121,896,702	
1.12 Residential mortgages.....	\$.....	
1.13 Commercial mortgages.....	\$.....271,690,331	
1.14 Total mortgages in good standing.....	\$.....393,587,033	
1.2 Long-term mortgages in good standing with restructured terms		
1.21 Total mortgages in good standing with restructured terms.....	\$.....	
1.3 Long-term mortgage loans upon which interest is overdue more than three months		
1.31 Farm mortgages.....	\$.....	
1.32 Residential mortgages.....	\$.....	
1.33 Commercial mortgages.....	\$.....	
1.34 Total mortgages with interest overdue more than three months.....	\$.....0	
1.4 Long-term mortgage loans in process of foreclosure		
1.41 Farm mortgages.....	\$.....	
1.42 Residential mortgages.....	\$.....	
1.43 Commercial mortgages.....	\$.....	
1.44 Total mortgages in process of foreclosure.....	\$.....0	
1.5 Total mortgage loans (Lines 1.14 + 1.21 + 1.34 + 1.44) (Page 2, Column 3, Lines 3.1 + 3.2)	\$.....393,587,033	
1.6 Long-term mortgages foreclosed, properties transferred to real estate in current quarter		
1.61 Farm mortgages.....	\$.....	
1.62 Residential mortgages.....	\$.....	
1.63 Commercial mortgages.....	\$.....	
1.64 Total mortgages foreclosed and transferred to real estate.....	\$.....0	
2. Operating Percentages:		
2.1 A&H loss percent.....	
2.2 A&H cost containment percent.....	
2.3 A&H expense percent excluding cost containment expenses.....	
3.1 Do you act as a custodian for health savings accounts?.....	Yes [] No [X]	
3.2 If yes, please provide the amount of custodial funds held as of the reporting date.....	\$.....	
3.3 Do you act as an administrator for health savings accounts?.....	Yes [] No [X]	
3.4 If yes, please provide the balance of the funds administered as of the reporting date.....	\$.....	

SCHEDULE S - CEDED REINSURANCE

Showing All New Reinsurance Treaties - Current Year to Date

1	2	3	4	5	6	7	8	9
NAIC Company Code	ID Number	Effective Date	Name of Reinsurer	Domiciliary Jurisdiction	Type of Reinsurance Ceded	Type of Reinsurer	Certified Reinsurer Rating (1 through 6)	Effective Date of Certified Reinsurer Rating
Life Affiliates								
87726.....	06-0566090.....	05/01/2017	BRIGHHOUSE LIFE INSURANCE COMPANY	DE.....	YRT/I.....	AUTHORIZED..
87726.....	06-0566090.....	05/01/2017	BRIGHHOUSE LIFE INSURANCE COMPANY	DE.....	YRT/I.....	AUTHORIZED..

Brighthouse Life Insurance Company of NY SCHEDULE T - PREMIUMS AND ANNUITY CONSIDERATIONS

Allocated by States and Territories

			Direct Business Only					
			Life Contracts		4 Accident and Health Insurance Premiums, Including Policy, Mem- bership and Other Fees	5 Other Considerations	6 Total Columns 2 through 5	7 Deposit-Type Contracts
			2 Life Insurance Premiums	3 Annuity Considerations				
States, Etc.	Active Status	1	2	3	4	5	6	7
1. Alabama.....	AL	N	9,143				9,143	
2. Alaska.....	AK	N	49				49	
3. Arizona.....	AZ	N	56,039	900			56,939	
4. Arkansas.....	AR	N	3,307				3,307	
5. California.....	CA	N	271,403	172,217			443,620	
6. Colorado.....	CO	N	33,537				33,537	
7. Connecticut.....	CT	N	776,570	112,955			889,525	
8. Delaware.....	DE	N	7,793				7,793	
9. District of Columbia.....	DC	N	5,287				5,287	
10. Florida.....	FL	N	529,560	1,104,649			1,634,209	
11. Georgia.....	GA	N	66,119				66,119	
12. Hawaii.....	HI	N	4,353				4,353	
13. Idaho.....	ID	N	2,007				2,007	
14. Illinois.....	IL	N	66,118				66,118	
15. Indiana.....	IN	N	12,279	29,598			41,877	
16. Iowa.....	IA	N	1,004	200			1,204	
17. Kansas.....	KS	N	3,648	68,944			72,592	
18. Kentucky.....	KY	N	8,601				8,601	
19. Louisiana.....	LA	N	6,011				6,011	
20. Maine.....	ME	N	5,862				5,862	
21. Maryland.....	MD	N	57,530				57,530	
22. Massachusetts.....	MA	N	126,682	11,146			137,828	
23. Michigan.....	MI	N	30,493				30,493	
24. Minnesota.....	MN	N	10,972	1,500			12,472	
25. Mississippi.....	MS	N	2,682				2,682	
26. Missouri.....	MO	N	9,563				9,563	
27. Montana.....	MT	N	1,037				1,037	
28. Nebraska.....	NE	N	395				395	
29. Nevada.....	NV	N	35,148				35,148	
30. New Hampshire.....	NH	N	9,904				9,904	
31. New Jersey.....	NJ	N	701,761	242,667			944,428	
32. New Mexico.....	NM	N	2,883	35,000			37,883	
33. New York.....	NY	L	39,129,508	100,569,423			139,698,931	
34. North Carolina.....	NC	N	148,879	20,000			168,879	
35. North Dakota.....	ND	N	132				132	
36. Ohio.....	OH	N	31,711				31,711	
37. Oklahoma.....	OK	N	9,293				9,293	
38. Oregon.....	OR	N	19,393				19,393	
39. Pennsylvania.....	PA	N	142,883	74,594			217,477	
40. Rhode Island.....	RI	N	21,363	38,523			59,886	
41. South Carolina.....	SC	N	65,247	14,441			79,688	
42. South Dakota.....	SD	N	1,362				1,362	
43. Tennessee.....	TN	N	33,113				33,113	
44. Texas.....	TX	N	120,334	263,627			383,961	
45. Utah.....	UT	N	11,256				11,256	
46. Vermont.....	VT	N	12,640				12,640	
47. Virginia.....	VA	N	78,257				78,257	
48. Washington.....	WA	N	25,608	95,000			120,608	
49. West Virginia.....	WV	N	3,425				3,425	
50. Wisconsin.....	WI	N	13,375				13,375	
51. Wyoming.....	WY	N	14,752				14,752	
52. American Samoa.....	AS	N					0	
53. Guam.....	GU	N					0	
54. Puerto Rico.....	PR	N	6,805				6,805	
55. US Virgin Islands.....	VI	N	257				257	
56. Northern Mariana Islands.....	MP	N					0	
57. Canada.....	CAN	N	5,182				5,182	
58. Aggregate Other Alien.....	OT	XXX	75,210	0	0	0	75,210	0
59. Subtotal.....	(a)	1	42,827,725	102,855,384	0	0	145,683,109	0
90. Reporting entity contributions for employee benefit plans.....	XXX						0	0
91. Dividends or refunds applied to purchase paid-up additions and annuities.....	XXX		222				222	
92. Dividends or refunds applied to shorten endowment or premium paying period.....	XXX						0	
93. Premium or annuity considerations waived under disability or other contract provisions.....	XXX		4,686				4,686	
94. Aggregate other amounts not allocable by State.....	XXX		0	1,633,955	0	0	1,633,955	0
95. Totals (Direct Business).....	XXX		42,832,633	104,489,339	0	0	147,321,972	0
96. Plus reinsurance assumed.....	XXX						0	0
97. Totals (All Business).....	XXX		42,832,633	104,489,339	0	0	147,321,972	0
98. Less reinsurance ceded.....	XXX		(318,029,893)	49,389,190			(268,640,703)	
99. Totals (All Business) less reinsurance ceded.....	XXX		360,862,526	55,100,149	(b)	0	415,962,675	0

DETAILS OF WRITE-INS

58001. Other alien.....	XXX		75,210				75,210	
58002.	XXX						0	
58003.	XXX						0	
58998. Summ. of remaining write-ins for line 58 from overflow page.....	XXX		0	0	0	0	0	0
58999. Total (Lines 58001 thru 58003 plus 58998) (Line 58 above).....	XXX		75,210	0	0	0	75,210	0
9401. Internal policy exchanges.....	XXX			1,633,955			1,633,955	
9402.	XXX						0	
9403.	XXX						0	
9498. Summ. of remaining write-ins for line 94 from overflow page.....	XXX		0	0	0	0	0	0
9499. Total (Lines 9401 thru 9403 plus 9498) (Line 94 above).....	XXX		0	1,633,955	0	0	1,633,955	0

(L) - Licensed or Chartered - Licensed Insurance Carrier or Domiciled RRG; (R) - Registered - Non-domiciled RRGs; (Q) - Qualified - Qualified or Accredited Reinsurer;
(E) - Eligible - Reporting Entities eligible or approved to write Surplus Lines in the state; (N) - None of the above - Not allowed to write business in the state.

Explanation of basis of allocation by states, etc., of premiums and annuity considerations.

Premiums for Individual Life Policies are distributed according to the address to which the premium notices are sent (if applicable). Considerations for Individual Fixed and Variable Benefit Annuities are distributed according to the state in which the annuitant or owner resides or the address designated as the one to which business communications should be sent (if applicable).

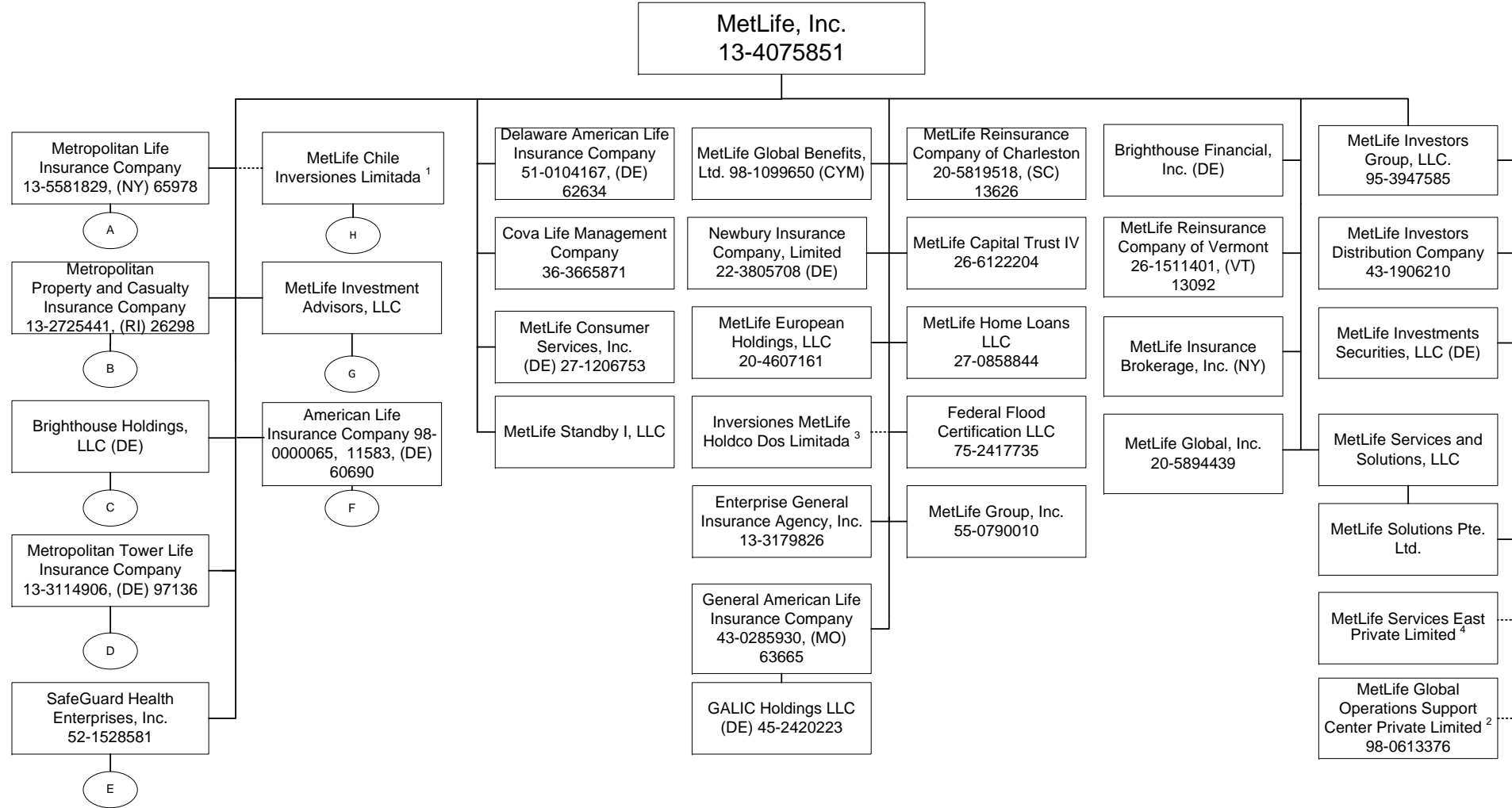
For Group Annuity contracts that are allocable, considerations are generally assigned to the state where the person making the contribution resides (if applicable). For Group Annuity contracts that are not allocable, considerations are assigned to the principal place of business of the contract sponsor (if applicable). Deposit-type funds for group contracts are allocated to the principal place of business of the plan sponsor, typically the employer that has established a pension or profit sharing plan for the benefit of its employees (if applicable). For individual agreements, deposit-type funds are allocated to the residence of the owner of the contract (if applicable).

(a) Insert the number of "L" responses except for Canada and Other Alien.

(b) Column 4 should balance with Exhibit 1, Lines 6.4, 10.4 and 16.4, Cols. 8, 9, and 10, or with Schedule H, Part 1, Column 1, Line 1. Indicate which:

SCHEDULE Y - INFORMATION CONCERNING ACTIVITIES OF INSURER MEMBERS OF A HOLDING COMPANY GROUP

PART 1 - ORGANIZATIONAL CHART



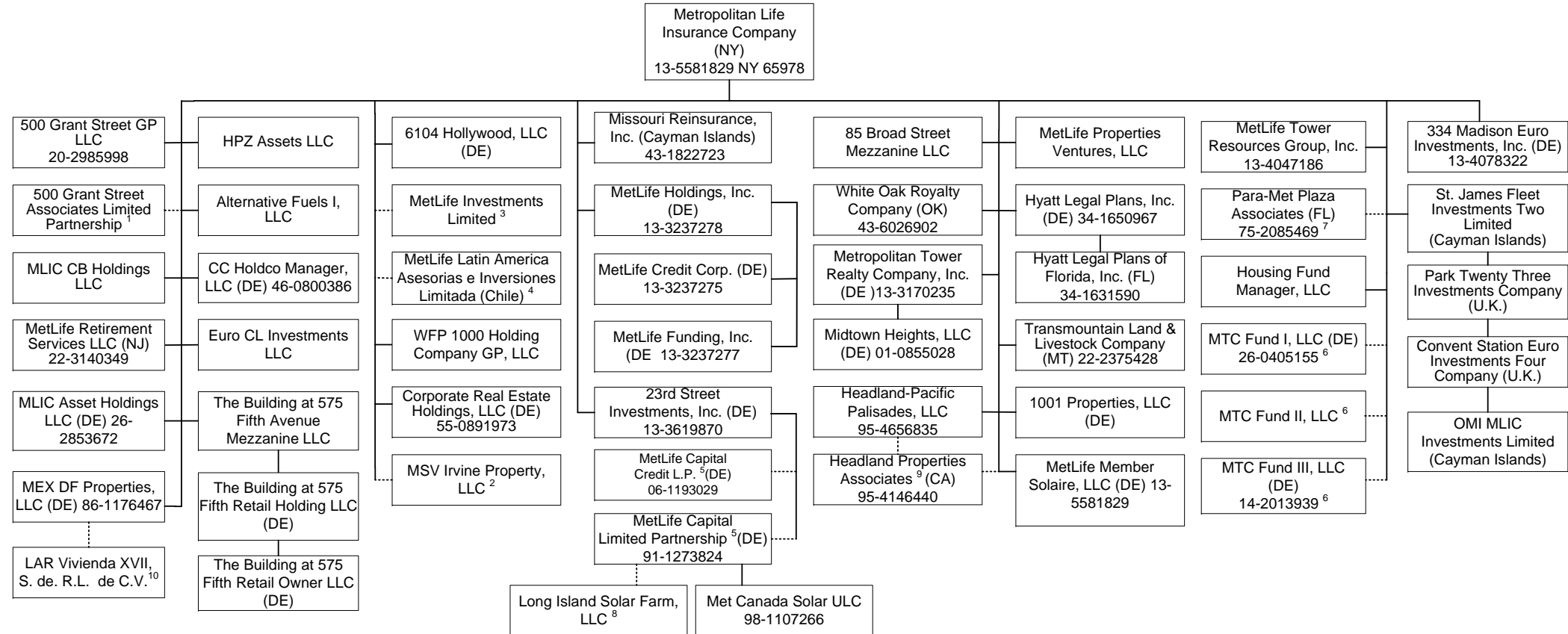
Q12

1 72.35109659% is owned by MetLife, Inc., 24.8823628% by American Life Insurance Company, 2.76654057% is owned by Inversiones MetLife Holdco Dos Limitada and 0.00000004% is owned by Natlioportem Holdings, LLC.
 2 99.99999% is owned by MetLife Solutions Pte. Ltd. and 0.00001% is owned by Natlioportem Holdings, LLC.
 3 99.99946% of Inversiones MetLife Holdco Dos Limitada is owned by MetLife, Inc., 0.000535% is owned by MetLife International Holdings, LLC. and 0.0000054% is owned by Natlioportem Holdings, LLC.
 4 99.99% of MetLife Services East Private Limited is owned by MetLife Solutions Pte. Ltd and .01% is owned by Natlioportem Holdings, LLC.

SCHEDULE Y - INFORMATION CONCERNING ACTIVITIES OF INSURER MEMBERS OF A HOLDING COMPANY GROUP

PART 1 - ORGANIZATIONAL CHART

A



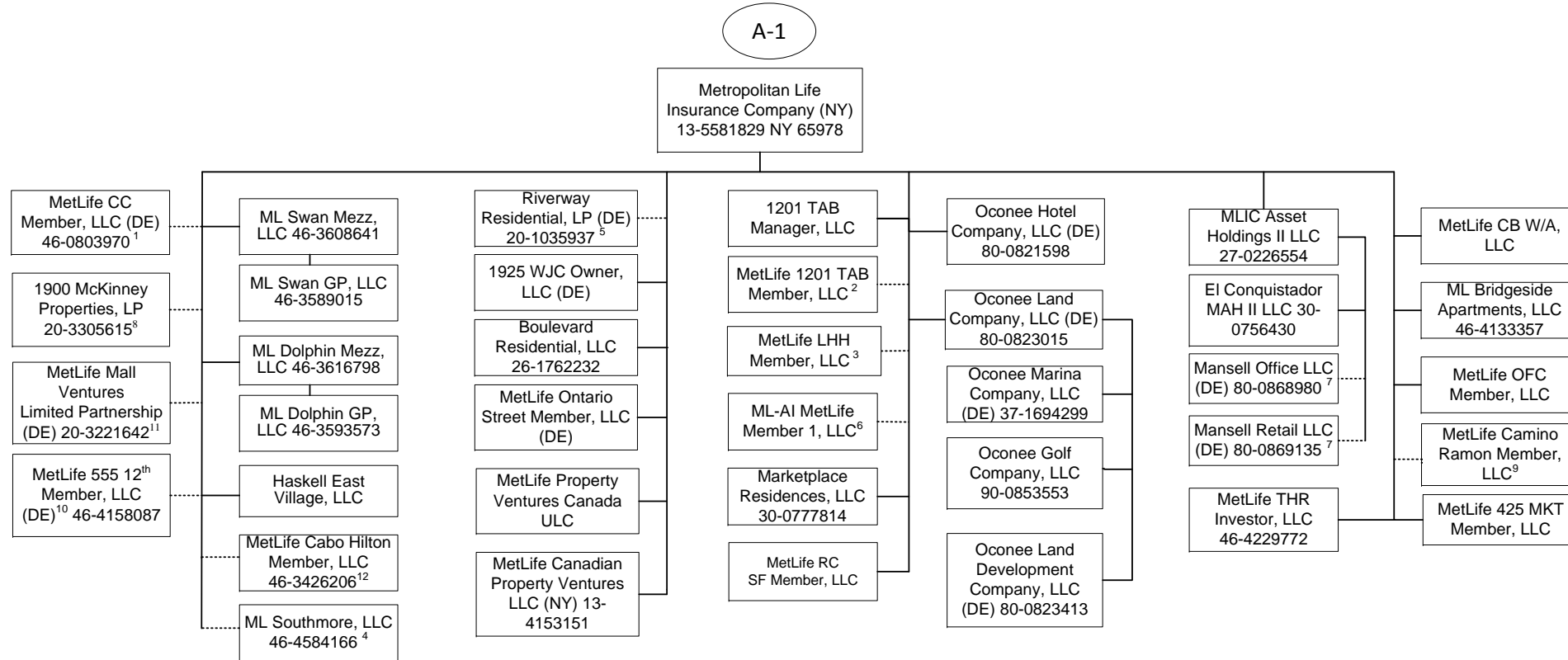
Q12.1

1 99% of 500 Grant Street Associates Limited Partnership is held by Metropolitan Life Insurance Company and 1% by 500 Grant Street GP LLC.
 2 4% of MSV Irvine Property, LLC is owned by Metropolitan Tower Realty Company, Inc. and 96% is owned by Metropolitan Life Insurance Company.
 3 23rd Street Investments, Inc. holds one share of MetLife Investments Limited.
 4 23rd Street Investments, Inc. holds .01% of MetLife Latin American Asesorias e Inversiones Limitada.
 5 1% General Partnership interest is held by 23rd Street Investment, Inc. and 99% limited partnership interest is held by Metropolitan Life Insurance Company.

6 Housing Fund Manager, LLC is the managing member and the remaining interests are held by a third party member.
 7 75% of the general partnership is held by Metropolitan Life Insurance Company and 25% of the general partnership is held by Metropolitan Tower Realty Company, Inc.
 8 9.61% membership interest is held by Brighthouse Renewables Holding, LLC and 90.39% membership interest is held by LISF Solar Trust in which MetLife Capital Limited Partnership has a 100% beneficial interest.
 9 Metropolitan Life Insurance Company owns 99% of Headland Properties Associates and 1% by Headland-Pacific Palisades, LLC.
 10 99.99% of LAR Vivienda XVII S. de R.L. de C.V. is owned by MEX DF Properties, LLC and 0.01% is owned by Euro CL Investments LLC.

SCHEDULE Y - INFORMATION CONCERNING ACTIVITIES OF INSURER MEMBERS OF A HOLDING COMPANY GROUP

PART 1 - ORGANIZATIONAL CHART



Q12.2

1 95.122% of MetLife CC Member, LLC is held by Metropolitan Life Insurance Company and 4.878% by General American Life Insurance Company.

2 96.9% of MetLife 1201 TAB Member, LLC is owned by Metropolitan Life Insurance Company and 3.10% is owned by Metropolitan Property and Casualty Insurance Company.

3 99% of MetLife LHH Member, LLC is owned by Metropolitan Life Insurance Company and 1% by General American Life Insurance Company.

4 99% of ML Southmore, LLC is owned by Metropolitan Life Insurance Company and 1% by General American Life Insurance Company.

5 99.9% LP Interest of Riverway Residential, LP is owned by Metropolitan Life Insurance Company and .1% GP interest is owned by Metropolitan Tower Realty Company, Inc.

6 95.199% of the membership interest is owned by Metropolitan Life Insurance Company and 4.801% by Metropolitan Property and Casualty Insurance Company.

7 73.0284% is owned by MLIC Asset Holdings II LLC and 26.9716% is owned by MLIC CB Holdings LLC.

8 99.9% LP interest of 1900 McKinley Properties, LP is owned by Metropolitan Life Insurance Company and 0.1% GP interest is owned by Metropolitan Tower Realty Company, Inc.

9 99% of MetLife Camino Ramon Member, LLC is owned by Metropolitan Life Insurance Company and 1% by General American Life Insurance Company.

10 MetLife 555 12th Member, LLC is owned at 94.6% by Metropolitan Life Insurance Company and 5.4% by General American Life Insurance Company.

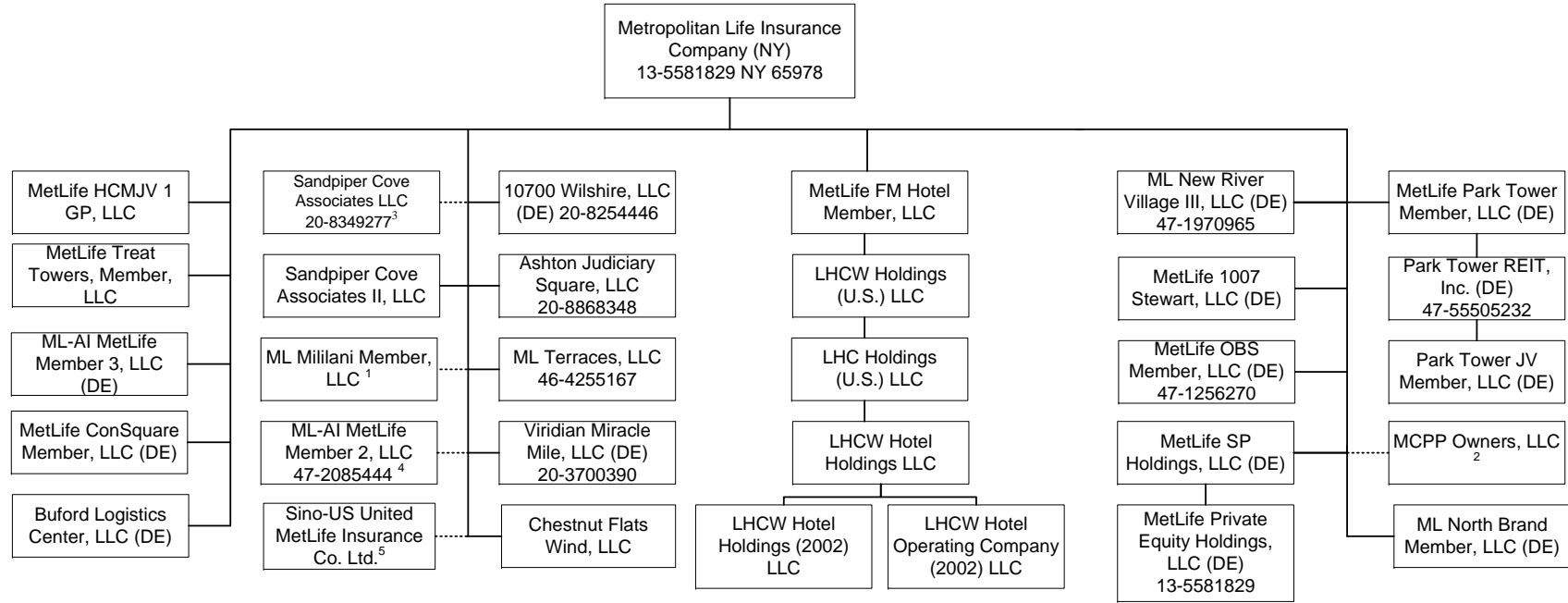
11 99% LP interest of MetLife Mall Ventures Limited Partnership is owned by Metropolitan Life Insurance Company and 1% GP interest is owned by Metropolitan Tower Realty Company, Inc.

12 83.1% of MetLife Cabo Hilton Member, LLC is owned by Metropolitan Life Insurance Company and 16.9% by General American Life Insurance Company.

SCHEDULE Y - INFORMATION CONCERNING ACTIVITIES OF INSURER MEMBERS OF A HOLDING COMPANY GROUP

PART 1 - ORGANIZATIONAL CHART

A-2

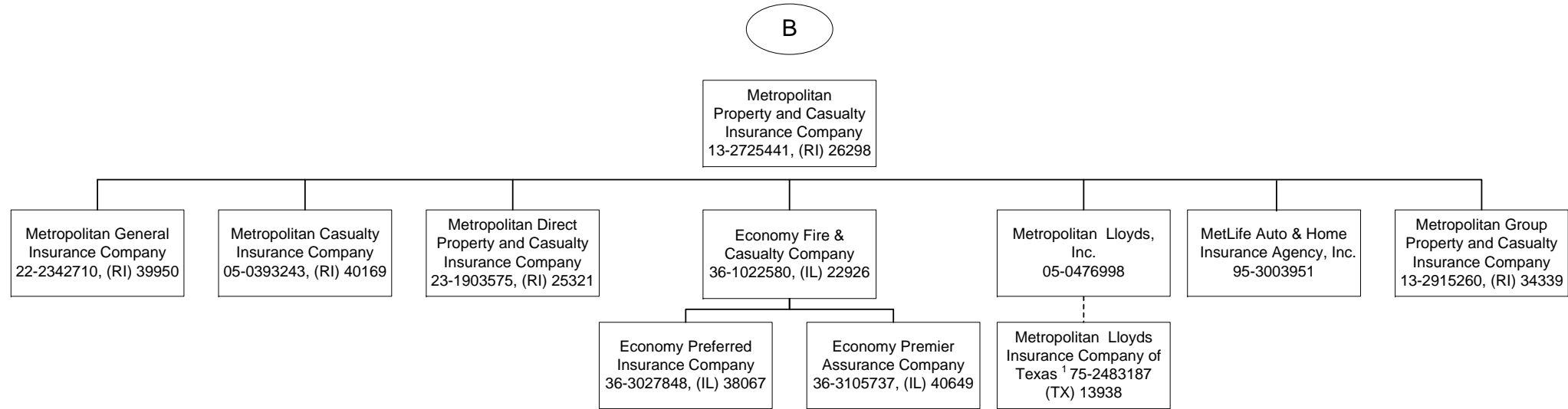


- 1 ML Mililani Member, LLC is owned at 95% by Metropolitan Life Insurance Company and 5% by General American Life Insurance Company.
- 2 MCPP Owners, LLC is owned at 84.503% by Metropolitan Life Insurance Company, 0.603% by General American Life Insurance Company, 1.616% by Metropolitan Tower Life Insurance Company, 13.278% by MTL Leasing, LLC.
- 3 90.59% of the membership interest is owned by Metropolitan Life Insurance Company and 9.41% of the membership interest is owned by Metropolitan Tower Realty Company, Inc.
- 4 98.97% of ML-AI MetLife Member 2, LLC is owned by Metropolitan Life Insurance Company and 1.03% by General American Life Insurance Company.
- 5 Sino-US United MetLife Insurance Co. Ltd. is owned at 50% by Metropolitan Life Insurance Company and 50% by a third party.

Q12.3

SCHEDULE Y - INFORMATION CONCERNING ACTIVITIES OF INSURER MEMBERS OF A HOLDING COMPANY GROUP

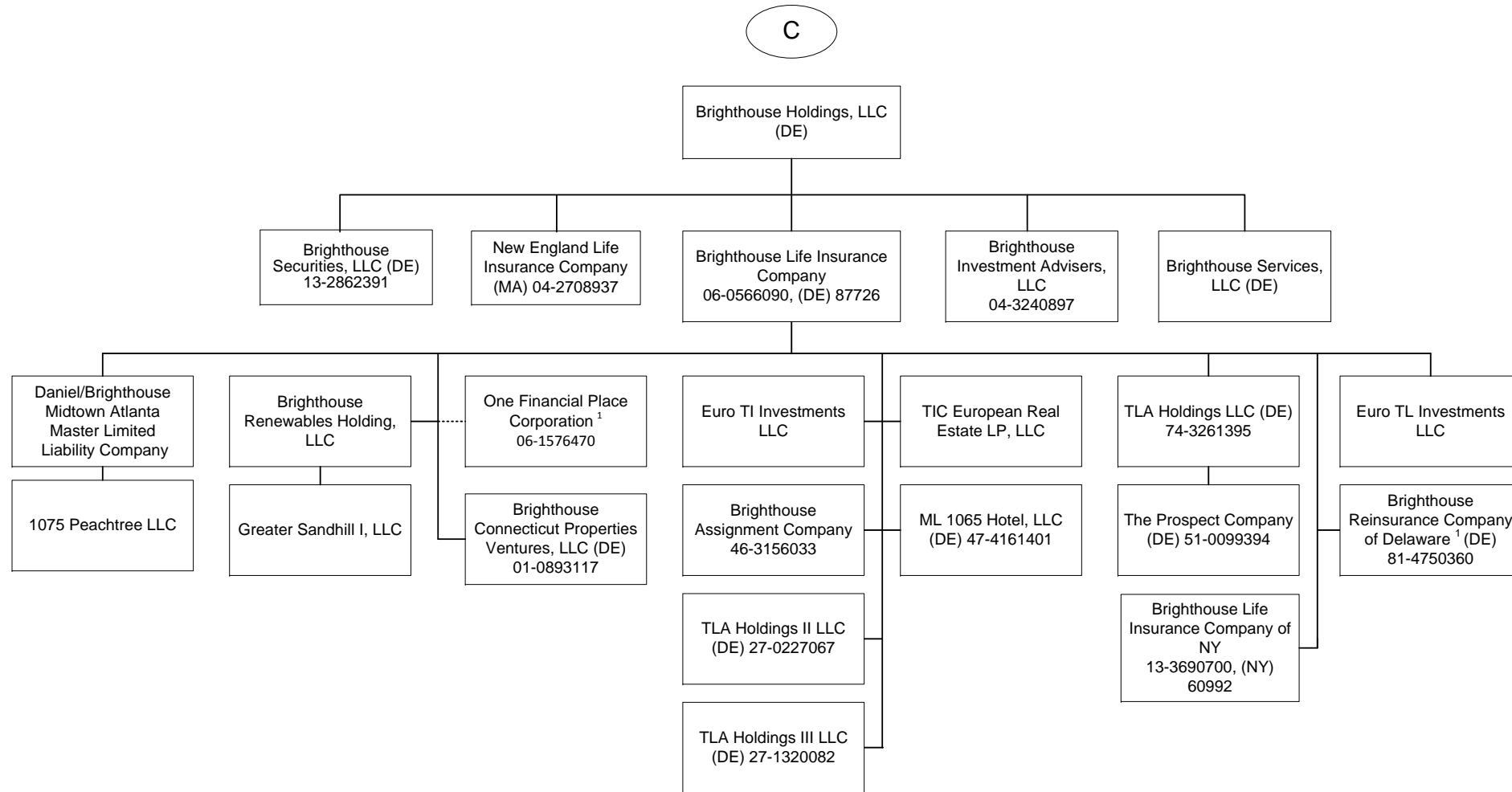
PART 1 - ORGANIZATIONAL CHART



¹ Metropolitan Lloyds Insurance Company of Texas, an affiliated association, provides automobile, homeowner and related insurance for the Texas market. It is an association of individuals designated as underwriters. Metropolitan Lloyds, Inc., a subsidiary of Metropolitan Property and Casualty Insurance Company, serves as the attorney-in-fact and manages the association.

SCHEDULE Y - INFORMATION CONCERNING ACTIVITIES OF INSURER MEMBERS OF A HOLDING COMPANY GROUP

PART 1 - ORGANIZATIONAL CHART

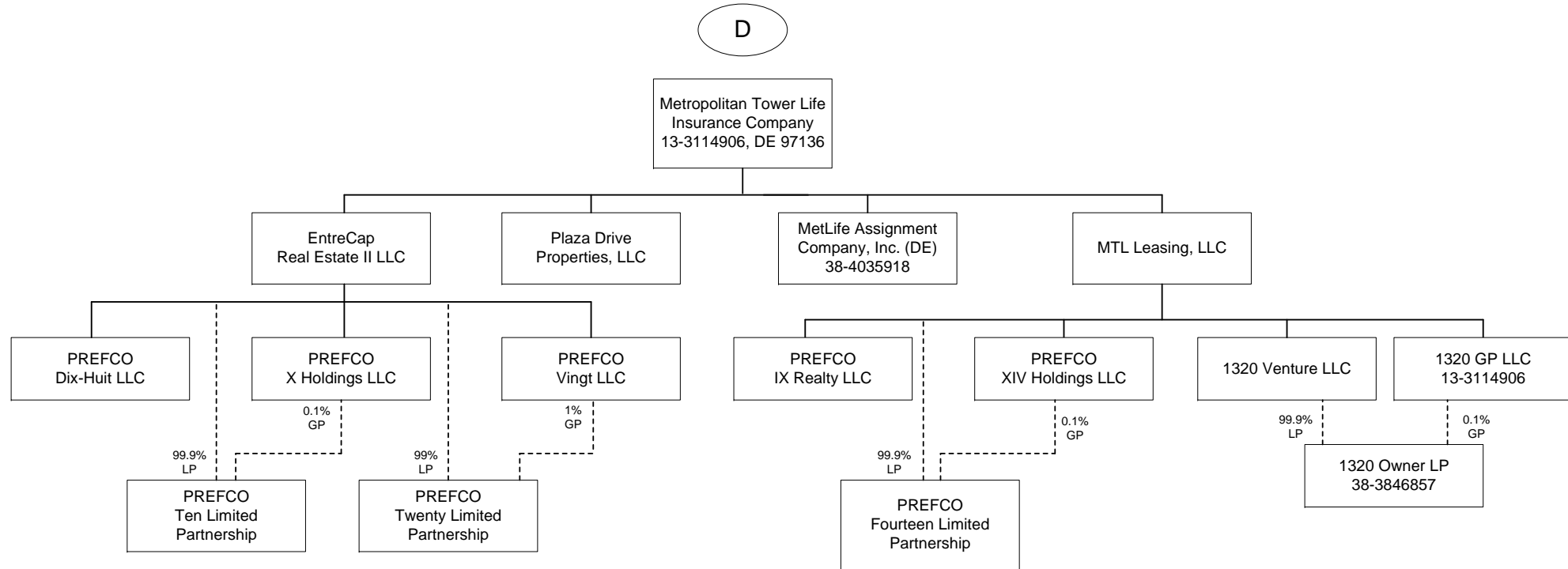


1 100% is owned, in the aggregate, by Brighthouse Life Insurance Company .

Q12.5

SCHEDULE Y - INFORMATION CONCERNING ACTIVITIES OF INSURER MEMBERS OF A HOLDING COMPANY GROUP

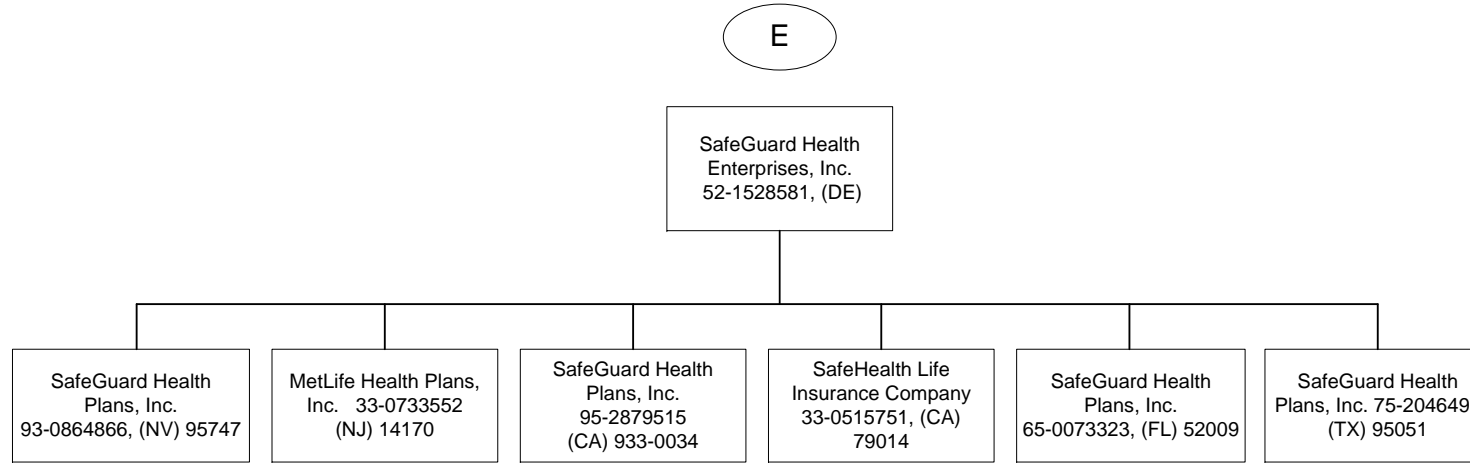
PART 1 - ORGANIZATIONAL CHART



Q12.6

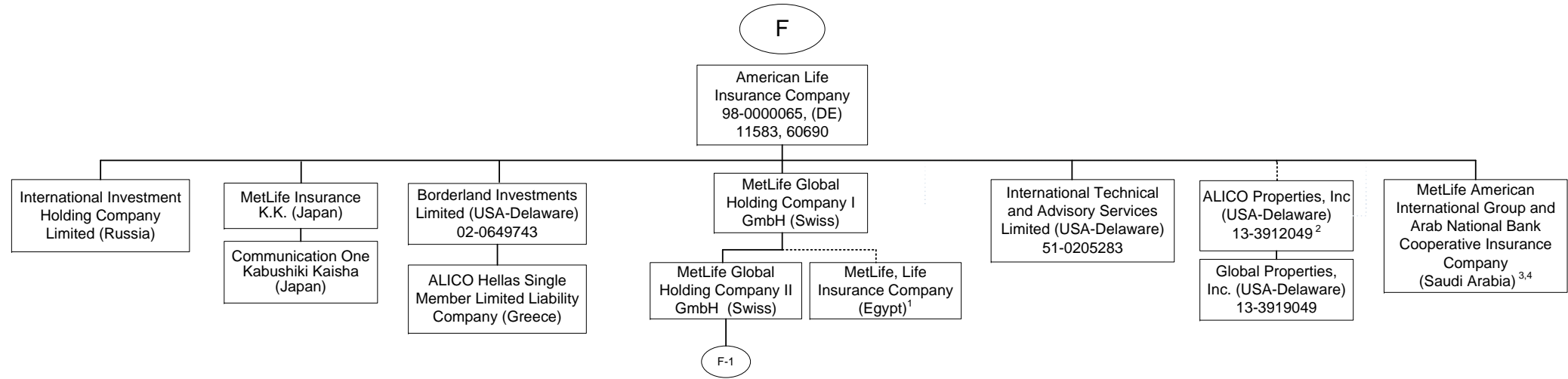
SCHEDULE Y - INFORMATION CONCERNING ACTIVITIES OF INSURER MEMBERS OF A HOLDING COMPANY GROUP

PART 1 - ORGANIZATIONAL CHART



SCHEDULE Y - INFORMATION CONCERNING ACTIVITIES OF INSURER MEMBERS OF A HOLDING COMPANY GROUP

PART 1 - ORGANIZATIONAL CHART

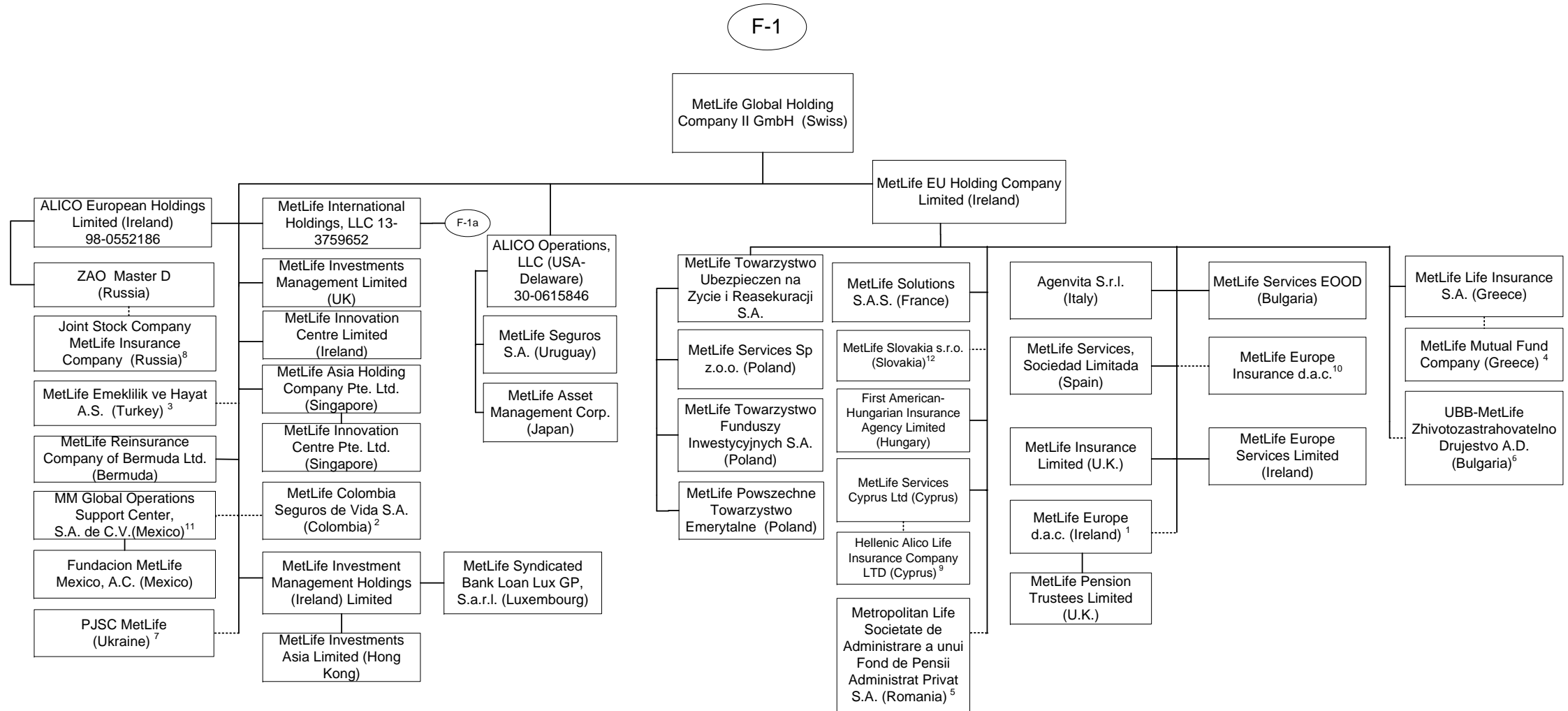


1 84.125% of MetLife, Life Insurance Company (Egypt) is owned by MetLife Global Holding Company I GmbH and the remaining interest by third parties.
 2 51% of ALICO Properties, Inc. is owned by American Life Insurance Company and the remaining interest by third parties.
 3 The Delaware Department of Insurance approved a disclaimer of affiliation and therefore, this company is not considered an affiliate under Delaware Law.
 4 30% of MetLife American International Group and Arab National Bank Cooperative Insurance Company is owned by American Life Insurance Company and the remaining interest by third parties

SCHEDULE Y - INFORMATION CONCERNING ACTIVITIES OF INSURER MEMBERS OF A HOLDING COMPANY GROUP

PART 1 - ORGANIZATIONAL CHART

Q12.9

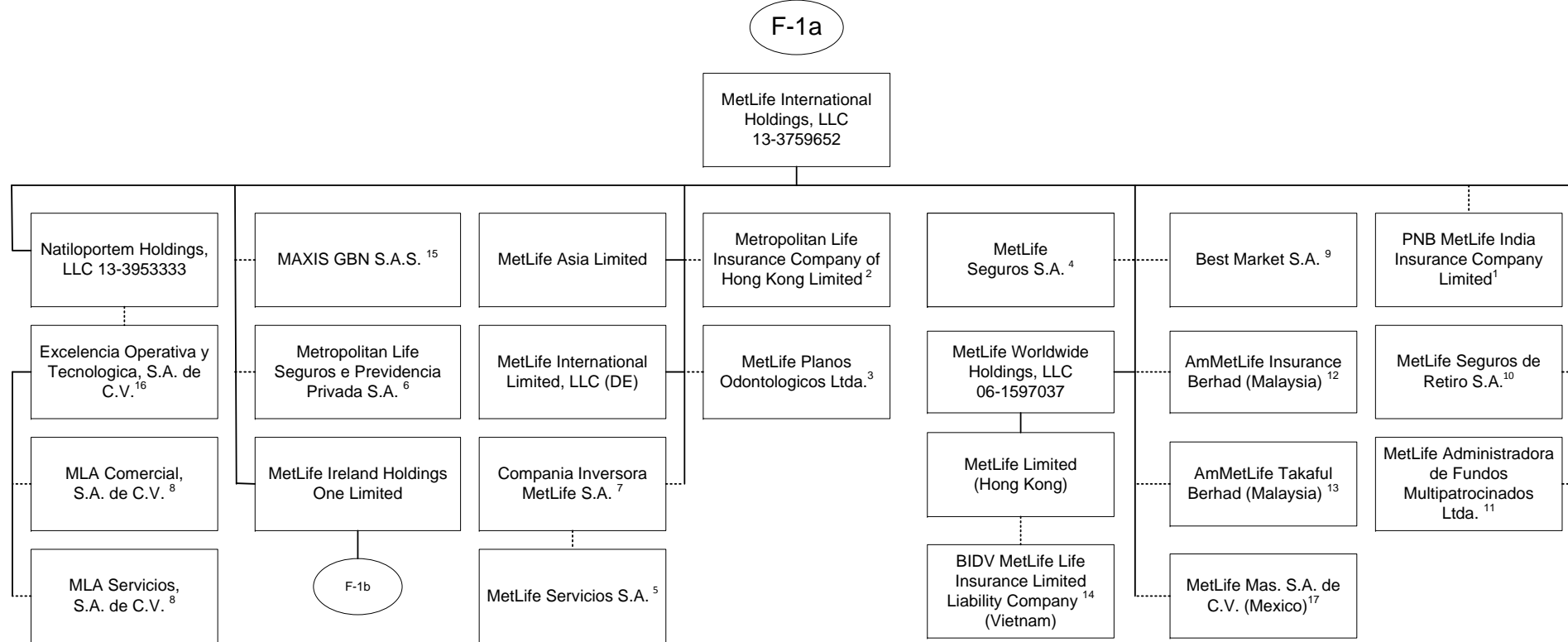


1 MetLife Europe d.a.c. is held by MetLife EU Holding Company Limited at 96.0031504%, American Life Insurance Company at 3.9967583%, and International Technical and Advisory Services at .000913% interest in this entity.
 2 89.99966003% of MetLife Colombia Seguros de Vida S.A. is owned by MetLife Global Holding Company II GmbH, 10.00003032856% is owned by MetLife Global Holding Company I GmbH, International Technical and Advisory Services Limited, Borderland Investments Limited and Natiloportem Holdings, LLC each owns 0.000001222926%.
 3 99.98% of MetLife Emeklilik ve Hayat A.S. is owned by MetLife Global Holding Company II GmbH (Swiss) and the remaining by third parties.
 4 90% of MetLife Mutual Fund Company is owned by MetLife Life Insurance S.A. and the remaining interest by a third party.
 5 99.9836% of Metropolitan Life Societate de Administrare a unui Fond de Pensii Administrat Privat S.A. is owned by MetLife EU Holding Company Limited and 0.0164% by MetLife Services Sp z.o.o.

6 40% of UBB-MetLife Zhivotozastrahovatelno Drujestvo AD is owned by MetLife EU Holding Company Limited and the remaining by third parties
 7 99.9988% of PJSC MetLife is owned by MetLife Global Holding Company II GmbH, .0006% is owned by International Technical and Advisory Services Limited and the remaining .0006% is owned by Borderland Investments Limited.
 8 ZAO Master D owns 51% of Joint Stock Company MetLife Insurance Company and MetLife Global Holding Company II GmbH owns the other 49%.
 9 27.5% of Hellenic Alico Life Insurance Company Ltd. is owned by MetLife Services Cyprus Ltd (Cyprus) and the remaining by a third party.
 10 MetLife Europe Insurance d.a.c. is held by MetLife EU Holding Company Limited at 93% and the remaining 7% is held by American Life Insurance Company.
 11 99.999509% of MM Global Operations Support Center S.A. de C.V. (Mexico) is held by MetLife Global Holding Company II GmbH (Swiss) and 0.000491% is held by MetLife Global Holding Company I GmbH (Swiss).
 12 99.956% of MetLife Slovakia s.r.o. (Slovakia) is owned by MetLife EU Holding Company Limited and 0.044% is owned by ITAS.

SCHEDULE Y - INFORMATION CONCERNING ACTIVITIES OF INSURER MEMBERS OF A HOLDING COMPANY GROUP

PART 1 - ORGANIZATIONAL CHART

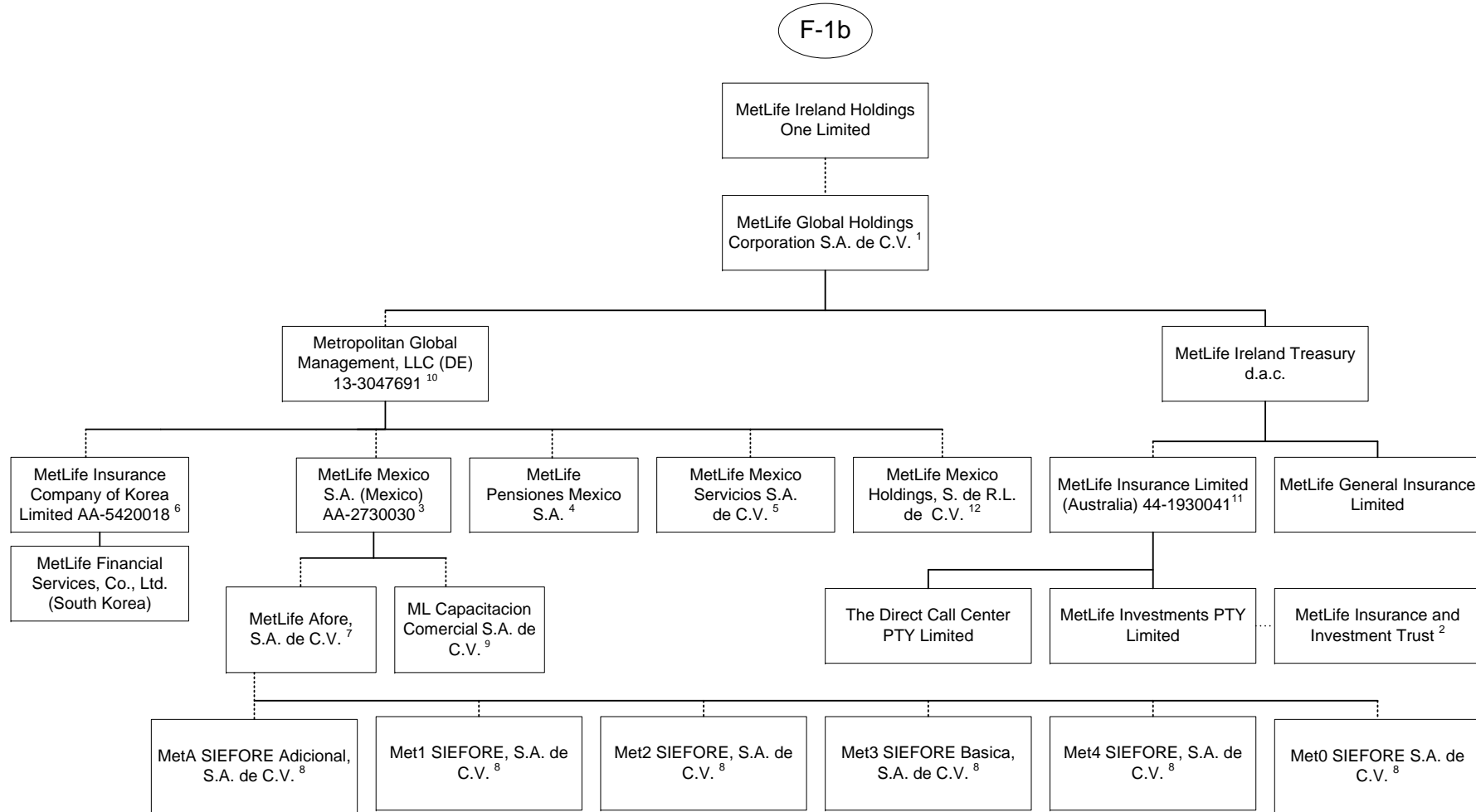


Q12.10

1 26% is owned by MetLife International Holdings, LLC and 74% is owned by third parties.
 2 99.99935% is owned by MetLife International Holdings, LLC and 0.00065% is owned by Natiloportem Holdings, LLC.
 3 99.999% is owned by MetLife International Holdings, LLC and .001% is owned by Natiloportem Holdings, LLC.
 4 95.5242% is owned by MetLife International Holdings, LLC and 2.6753% is owned by Natiloportem Holdings, LLC, and 1.8005% is owned by International Technical and Advisory Services Limited.
 5 18.87% of the shares of MetLife Servicios S.A. are held by Compania Inversora MetLife S.A., 79.88% is owned by MetLife Seguros S.A., .99% is held by Natiloportem Holdings, LLC and .26% is held by MetLife Seguros de Retiro S.A.
 6 66.662% is owned by MetLife International Holdings, LLC, 33.337% is owned by MetLife Worldwide Holdings, LLC and 0.001% is owned by Natiloportem Holdings, LLC.
 7 95.46% is owned by MetLife International Holdings, LLC and 4.54% is owned by Natiloportem Holdings, LLC.
 8 99% is owned by Excelencia Operativa y Tecnologica, S.A. de C.V. and 1% is owned by MetLife Mexico Servicios S.A. de C.V.
 9 5% of the shares are held by Natiloportem Holdings, LLC and 95% is owned by MetLife International Holdings, LLC.
 10 96.8897% is owned by MetLife International Holdings, LLC, 3.1102% is owned by Natiloportem Holdings, and .0001% is owned by International Technical and Advisory Services Limited.
 11 99.99998% of MetLife Administradora de Fondos Multipatrocিনados Ltda. is owned by MetLife International Holdings, LLC and .00002% by Natiloportem Holdings, LLC.
 12 50.000001% of AmMetLife Insurance Berhad is owned by MetLife International Holdings, LLC and the remainder by a third party.
 13 49.999999% of AmMetLife Takaful Berhad is owned by MetLife International Holdings, LLC and the remainder by a third party.
 14 60% of BIDV MetLife Life Insurance Limited Liability Company is held by MetLife Limited (Hong Kong) and the remainder by third parties.
 15 50% of MAXIS GBN S.A.S. is held by MetLife International Holdings, LLC and the remainder by third parties.
 16 99% of Excelencia Operativa y Tecnologica, S.A. de C.V. is held by Natiloportem Holdings, LLC and 1% by MetLife Mexico Servicios S.A. de C.V.
 17 99.99964399% MetLife Mas, SA de C.V. is owned by MetLife International Holdings, LLC and .00035601% is owned by International Technical and Advisory Services Limited.

SCHEDULE Y - INFORMATION CONCERNING ACTIVITIES OF INSURER MEMBERS OF A HOLDING COMPANY GROUP

PART 1 - ORGANIZATIONAL CHART



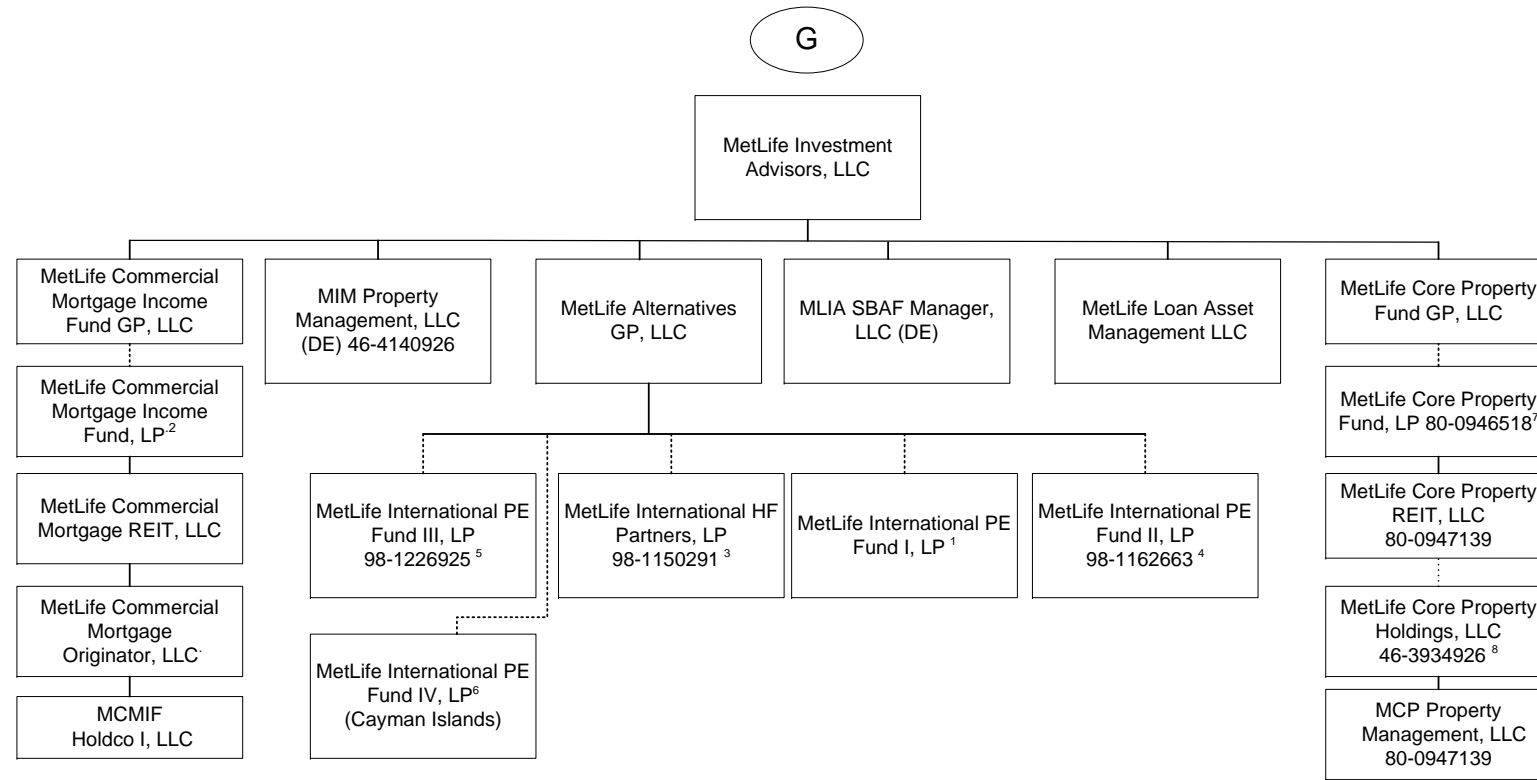
1 98.9% is owned by MetLife Ireland Holdings One Limited and 1.1% is owned by MetLife International Limited, LLC.
 2 MetLife Insurance and Investment Trust is a trust vehicle, the trustee of which is MetLife Investments PTY Limited ("MIPL"). MIPL is a wholly owned subsidiary of MetLife Insurance Limited.
 3 99.050271% is owned by Metropolitan Global Management, LLC and .949729% is owned by MetLife International Holdings, LLC.
 4 97.5125% is owned by Metropolitan Global Management, LLC and 2.4875% is owned by MetLife International Holdings, LLC.
 5 98% is owned by Metropolitan Global Management, LLC and 2% is owned by MetLife International Holdings, LLC.
 6 14.64% is owned by MetLife Mexico, S.A. and 85.36% is owned by Metropolitan Global Management, LLC.

7 99.99% is owned by MetLife Mexico S.A. (Mexico) and .01% is owned by MetLife Pensiones S.A.
 8 99.99% is owned by MetLife Afore, S.A. de C.V. and .01% is owned by MetLife Mexico S.A. (Mexico).
 9 99% is owned by MetLife Mexico S.A. and 1% is owned by MetLife Mexico Servicios, S.A. de C.V.
 10 99.7% is owned by MetLife Global Holdings Corporation S.A. de C.V. and 0.3% is owned by MetLife International Holdings, LLC.
 11 91.16468% of MetLife Insurance Limited (Australia) is owned by MetLife Ireland Treasury d.a.c. and 8.83532% by MetLife Global Holdings Corp. S.A. de C.V.
 12. 99.99995% is owned by Metropolitan Global Management, LLC, and the remainder is owned by Exelencia Operativa y Tecnologica, S.A. de C.V.

Q12.11

SCHEDULE Y - INFORMATION CONCERNING ACTIVITIES OF INSURER MEMBERS OF A HOLDING COMPANY GROUP

PART 1 - ORGANIZATIONAL CHART



1 92.593% of the Limited partnership interests of this entity is owned by MetLife Insurance K.K, 4.115% is owned by MetLife Mexico S.A., 2.716% by MetLife Limited (Hong Kong) and the remaining 0.576% is owned by Metropolitan Life Insurance Company of Hong Kong Limited.

2 MetLife Commercial Mortgage Income Fund GP, LLC is the general partner of MetLife Commercial Mortgage Income Fund, LP (the "Fund"). A majority of the limited partnership interests in the Fund are held by third parties. The following affiliates hold a minority share of the limited partnership interests in the Fund: Metropolitan Life Insurance Company owns 30.09%, MetLife Limited owns 3.38, MetLife Insurance Company of Korea Limited owns 4.93%, Metropolitan Life Insurance Company of Hong Kong Limited owns 0.68% and Brighthouse Life Insurance Company owns 10.03%.

3 88.22% of the Limited partnership interests of this entity is owned by MetLife Insurance K.K (Japan), 9.47% is owned by MetLife Insurance Company of Korea Limited, 2.29% is owned by MetLife Limited (Hong Kong) and 0.02% is owned by MetLife Alternatives, GP.

4 94.54% of the limited partnership interest of MetLife International PE Fund II, LP is owned by MetLife Insurance K.K. (Japan), 2.77% is owned by MetLife Limited (Hong Kong), 2.1% is owned by MetLife Mexico, S.A. and 0.59% is owned by Metropolitan Life Insurance Company Hong Kong Limited.

5 88.93% of the limited partnership interest of MetLife International PE Fund III, LP is owned by MetLife Insurance K.K. (Japan), 7.91% is owned by MetLife Insurance Company of Korea Limited, 2.61% is owned by MetLife Limited (Hong Kong) and 0.55% is owned by Metropolitan Life Insurance Company Hong Kong Limited.

6 94.70% of the limited partnership interests of MetLife International PE Fund IV, LP is owned by MetLife Insurance K.K, 3.79% is owned by MetLife Insurance Company of Korea Limited, 1.51% is owned by MetLife Limited (Hong Kong).

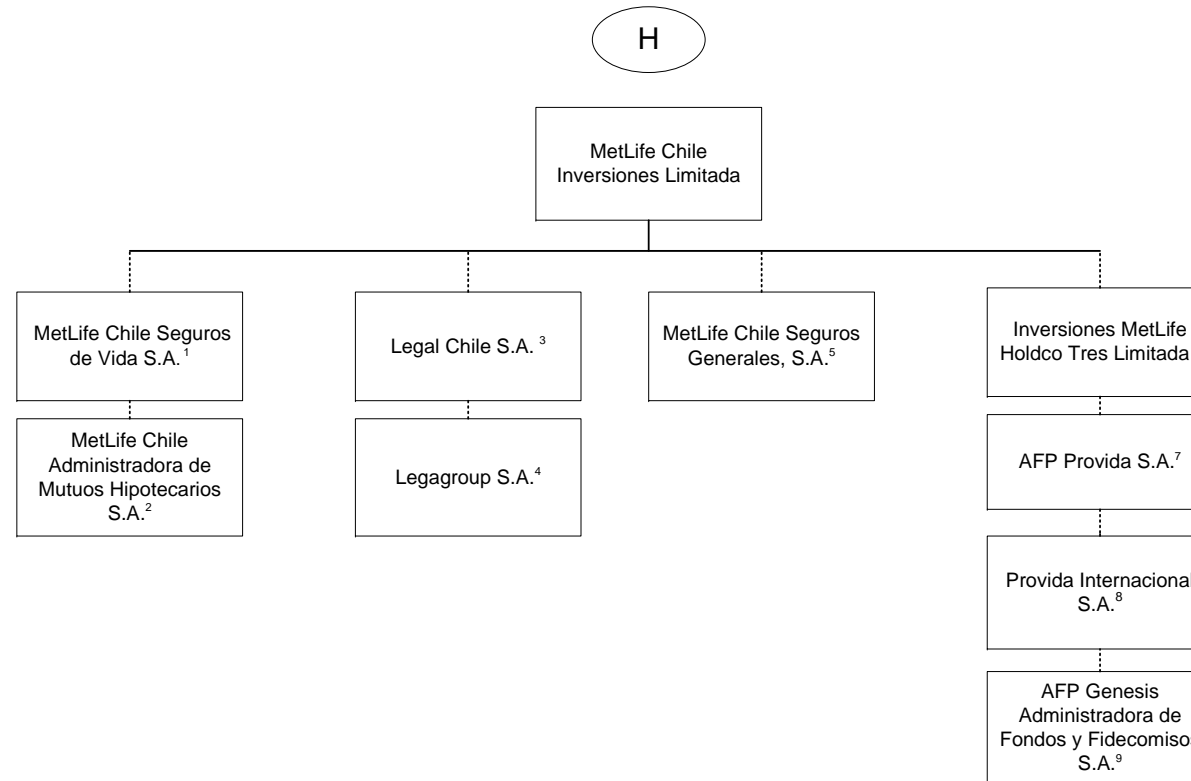
7 MetLife Core Property Fund GP, LLC is the general partner of MetLife Core Property Fund, LP (the "Fund"). A substantial majority of the limited partnership interests in the Fund are held by third parties. The following affiliates hold a minority share of the limited partnership interests in the Fund: Metropolitan Life Insurance Company owns 20.06%, Metropolitan Life insurance Company (on behalf of Separate Account 746) owns 3.24%, MetLife Insurance Company of Korea Limited owns 2.91%, General American Life Insurance Company owns 0.07% and Brighthouse Life Insurance Company owns 0.14%.

8 MetLife Core Property Holdings, LLC holds the following single-property LLC's: Magnolia Park Greenville Venture, LLC; Magnolia Park Greenville, LLC; MCP 100 Congress Member, LLC; MCP 1900 McKinney, LLC; MCP 22745 & 22755 Relocation Drive, LLC; MCP 3040 Post Oak, LLC; MCP 4600 South Syracuse, LLC; MCP 550 West Washington, LLC; MCP 60 11th Street, LLC; MCP 60th 11th Street Member, LLC; MCP 7 Riverway, LLC; MCP 9020 Murphy Road, LLC; MCP Alley 24 East, LLC; MCP Ashton South End, LLC; MCP Buford Logistics Center 2 Member LLC; MCP Buford Logistics Center, Bldg B, LLC; MCP Denver Pavilions Member, LLC; MCP DMCBP Phase II Member LLC; MCP EnV Chicago, LLC; MCP Fife Enterprise Member, LLC; MCP Highland Park Lender, LLC; MCP Lodge at Lakecrest, LLC; MCP Magnolia Park Member, LLC; MCP Main Street Village, LLC; MCP Northyards Holdco, LLC; MCP Northyards Master Lessee, LLC; MCP Northyards Owner, LLC; MCP One Westside, LLC; MCP Paragon Point, LLC; MCP Plaza at Legacy, LLC; MCP Property Management, LLC; MCP Seattle Gateway I Member, LLC; MCP Seattle Gateway II Member, LLC; MCP SoCal Industrial Kellwood, LLC; MCP SoCal Industrial-Anaheim, LLC; MCP SoCal Industrial-Bernardo, LLC; MCP SoCal Industrial-Canyon, LLC; MCP SoCal Industrial-Concourse, LLC; MCP SoCal Industrial-Fullerton, LLC; MCP SoCal Industrial-LAX, LLC; MCP SoCal Industrial-Loker, LLC; MCP SoCal Industrial-Ontario, LLC; MCP SoCal Industrial-Springdale, LLC; MCP SoCal Industry-Redondo, LLC; MCP The Palms Doral, LLC; MCP Trimble Campus, LLC; MCP VOA Holdings, LLC; MCP VOA I & III, LLC; MCP VOA II, LLC; MCP Waterford Atrium, LLC; MCP Acquisition, LLC; MetLife Core Property TRS, LLC; .

Q12.12

SCHEDULE Y - INFORMATION CONCERNING ACTIVITIES OF INSURER MEMBERS OF A HOLDING COMPANY GROUP

PART 1 - ORGANIZATIONAL CHART



1 99.997% is held by MetLife Chile Inversiones Limitada and .003% by International Technical and Advisory Services Limited.

2 99.9% is held by MetLife Chile Seguros de Vida S.A. and 0.1% by MetLife Chile Inversiones Limitada.

3 51% of Legal Chile S.A. is owned by MetLife Chile Inversiones Limitada and the remainder by a third party.

4 99% of Legagroup S.A. is owned by Legal Chile S.A. and the remainder by a third party.

5 99.98% of MetLife Chile Seguros Generales, S.A. is owned by MetLife Chile Inversiones Limitada and 0.02% by Inversiones MetLife Holdco Dos Limitada.

6 97.13% of Inversiones MetLife Holdco Tres Limitada is owned by MetLife Chile Inversiones Limitada and 2.87% is owned by Inversiones MetLife Holdco Dos Limitada.

7 42.3815% of AFP Provida S.A. is owned by Inversiones MetLife Holdco Dos Limitada, 42.3815% owned by Inversiones MetLife Holdco Tres Limitada and 10.9224% by MetLife Chile Inversiones Limitada and the remainder is owned by the public

8 99.99% of Provida Internacional S.A. is owned by AFP Provida S.A. and .01% by MetLife Chile Inversiones Limitada.

9 99.9% of AFP Genesis Administradora de Fondos y Fidecomisos S.A. is owned by Provida Internacional S.A. and 0.1% by AFP Provida S.A.

SCHEDULE Y - INFORMATION CONCERNING ACTIVITIES OF INSURER MEMBERS OF A HOLDING COMPANY GROUP

PART 1 - ORGANIZATIONAL CHART

- 1) The voting securities (excluding directors' qualifying shares, if any) of each subsidiary shown on the organizational chart are 100% owned by their respective parent corporation, unless otherwise indicated.
- 2) The Metropolitan Money Market Pool and MetLife Intermediate Income Pool are pass-through investments pools, of which Metropolitan Life Insurance Company and/or its subsidiaries and/or affiliates are general partners.
- 3) The MetLife, Inc. organizational chart does not include real estate joint ventures and partnerships of which MetLife, Inc. and/or its subsidiaries is an investment partner. In addition, certain inactive subsidiaries have also been omitted.
- 4) MetLife Services EEIG is a cost-sharing mechanism used in European Union for European Union-affiliated members.

SCHEDULE Y

PART 1A - DETAIL OF INSURANCE HOLDING COMPANY SYSTEM

1	2	3	4	5	6	7	8	9	10	11	12	13	14	15	16
Group Code	Group Name	NAIC Company Code	ID Number	Federal RSSD	CIK	Name of Securities Exchange if Publicly Traded (U.S. or International)	Names of Parent, Subsidiaries or Affiliates	Domiciliary Location	Relationship to Reporting Entity	Directly Controlled by (Name of Entity/Person)	Type of Control (Ownership Board, Management Attorney-in-Fact, Influence, Other)	If Control is Ownership Provide Percentage	Ultimate Controlling Entity(ies)/Person(s)	Is an SCA Filing Required? (Y/N)	*
Members															
0241	MetLife.....	00000..	13-4075851..	2945824	1099219	NYSE, ISE.....	MetLife, Inc.....	DE.....	UIP.....	Board of Directors.....	Board of Directors		Board of Directors.....	N	
0241	MetLife.....	65978..	13-5581829..	1583845	937834		Metropolitan Life Insurance Company.....	NY.....	IA.....	MetLife, Inc.....	Ownership.....	100.000	MetLife, Inc.....	N	
0241	MetLife.....	00000..	20-2985998..				500 Grant Street GP, LLC.....	DE.....	NIA.....	Metropolitan Life Insurance Company.....	Ownership.....	100.000	MetLife, Inc.....	N	
0241	MetLife.....	00000..					500 Grant Street Associates Limited Partnership	CT.....	NIA.....	Metropolitan Life Insurance Company.....	Ownership.....	99.000	MetLife, Inc.....	N	
0241	MetLife.....	00000..					500 Grant Street Associates Limited Partnership	CT.....	NIA.....	500 Grant Street GP LLC.....	Ownership.....	1.000	MetLife, Inc.....	N	
0241	MetLife.....	00000..	22-3140349..				MetLife Retirement Services LLC.....	NJ.....	NIA.....	Metropolitan Life Insurance Company.....	Ownership.....	100.000	MetLife, Inc.....	N	
0241	MetLife.....	63665..	43-0285930..		728240		General American Life Insurance Company.....	MO.....	IA.....	MetLife, Inc.....	Ownership.....	100.000	MetLife, Inc.....	Y	
0241	MetLife.....	00000..	45-2420223..				GALIC Holdings LLC.....	DE.....	NIA.....	General American Life Insurance Company.....	Ownership.....	100.000	MetLife, Inc.....	N	
0241	MetLife.....	00000..					MLIC CB Holdings LLC.....	DE.....	NIA.....	Metropolitan Life Insurance Company.....	Ownership.....	100.000	MetLife, Inc.....	N	
0241	MetLife.....	00000..					HPZ Assets LLC.....	DE.....	NIA.....	Metropolitan Life Insurance Company.....	Ownership.....	100.000	MetLife, Inc.....	N	
0241	MetLife.....	00000..					Alternative Fuels I, LLC.....	DE.....	NIA.....	Metropolitan Life Insurance Company.....	Ownership.....	100.000	MetLife, Inc.....	N	
0241	MetLife.....	00000..	46-0800386..				CC Holdco Manager, LLC.....	DE.....	NIA.....	Metropolitan Life Insurance Company.....	Ownership.....	100.000	MetLife, Inc.....	N	
0241	MetLife.....	00000..	13-5581829..				MetLife Private Equity Holdings, LLC.....	DE.....	NIA.....	MetLife SP Holdings, LLC.....	Ownership.....	100.000	MetLife, Inc.....	N	
0241	MetLife.....	00000..					Euro CL Investments LLC.....	DE.....	NIA.....	Metropolitan Life Insurance Company.....	Ownership.....	100.000	MetLife, Inc.....	N	
0241	MetLife.....	00000..					1001 Properties, LLC.....	DE.....	NIA.....	Metropolitan Life Insurance Company.....	Ownership.....	100.000	MetLife, Inc.....	N	
0241	MetLife.....	00000..					6104 Hollywood, LLC.....	DE.....	NIA.....	Metropolitan Life Insurance Company.....	Ownership.....	100.000	MetLife, Inc.....	N	
0241	MetLife.....	00000..					The Building at 575 Fifth Avenue Mezzanine LLC	DE.....	NIA.....	Metropolitan Life Insurance Company.....	Ownership.....	100.000	MetLife, Inc.....	N	
0241	MetLife.....	00000..					The Building at 575 Fifth Retail Holding LLC.....	DE.....	NIA.....	The Building at 575 Fifth Avenue Mezzanine LLC	Ownership.....	100.000	MetLife, Inc.....	N	
0241	MetLife.....	00000..					The Building at 575 Fifth Retail Owner LLC.....	DE.....	NIA.....	The Building at 575 Fifth Retail Holding LLC.....	Ownership.....	100.000	MetLife, Inc.....	N	
0241	MetLife.....	00000..	20-8254446..				10700 Wilshire, LLC.....	DE.....	NIA.....	Metropolitan Life Insurance Company.....	Ownership.....	100.000	MetLife, Inc.....	N	
0241	MetLife.....	00000..					Sandpiper Cove Associates II, LLC.....	DE.....	NIA.....	Metropolitan Life Insurance Company.....	Ownership.....	100.000	MetLife, Inc.....	N	
0241	MetLife.....	00000..					ML Mililani Member, LLC.....	DE.....	NIA.....	Metropolitan Life Insurance Company.....	Ownership.....	95.000	MetLife, Inc.....	N	
0241	MetLife.....	00000..					ML Mililani Member, LLC.....	DE.....	NIA.....	General American Life Insurance Company.....	Ownership.....	5.000	MetLife, Inc.....	N	
0241	MetLife.....	00000..					ML North Brand Member.....	DE.....	NIA.....	Metropolitan Life Insurance Company.....	Ownership.....	100.000	MetLife, Inc.....	N	
0241	MetLife.....	00000..	47-5228317..				MCPP Owners, LLC.....	DE.....	NIA.....	Metropolitan Life Insurance Company.....	Ownership.....	84.503	MetLife, Inc.....	N	
0241	MetLife.....	00000..	47-5228317..				MCPP Owners, LLC.....	DE.....	NIA.....	General American Life Insurance Company.....	Ownership.....	0.603	MetLife, Inc.....	N	
0241	MetLife.....	00000..	47-5228317..				MCPP Owners, LLC.....	DE.....	NIA.....	Metropolitan Tower Life Insurance Company.....	Ownership.....	1.616	MetLife, Inc.....	N	
0241	MetLife.....	00000..	47-5228317..				MCPP Owners, LLC.....	DE.....	NIA.....	MTL Leasing, LLC.....	Ownership.....	13.278	MetLife, Inc.....	N	
0241	MetLife.....	00000..	20-3700390..				Viridian Miracle Mile, LLC.....	DE.....	NIA.....	Metropolitan Life Insurance Company.....	Ownership.....	100.000	MetLife, Inc.....	N	
0241	MetLife.....	00000..	98-1107266..				MetLife Canada Solar ULC.....	CAN.....	NIA.....	MetLife Capital, Limited Partnership.....	Ownership.....	100.000	MetLife, Inc.....	N	
0241	MetLife.....	00000..		4275534			MetLife Investments Asia Limited (Hong Kong),	HKG.....	NIA.....	MetLife Investment Management Holdings (Ireland) Limited	Ownership.....	100.000	MetLife, Inc.....	N	

013

SCHEDULE Y

PART 1A - DETAIL OF INSURANCE HOLDING COMPANY SYSTEM

1	2	3	4	5	6	7	8	9	10	11	12	13	14	15	16
Group Code	Group Name	NAIC Company Code	ID Number	Federal RSSD	CIK	Name of Securities Exchange if Publicly Traded (U.S. or International)	Names of Parent, Subsidiaries or Affiliates	Domiciliary Location	Relationship to Reporting Entity	Directly Controlled by (Name of Entity/Person)	Type of Control (Ownership Board, Management Attorney-in-Fact, Influence, Other)	If Control is Ownership Provide Percentage	Ultimate Controlling Entity(ies)/Person(s)	Is an SCA Filing Required? (Y/N)	*
0241	MetLife.....	00000..		4254427			MetLife Investments Limited (UK).....	GBR.....	NIA.....	Metropolitan Life Insurance Company.....	Ownership.....	99.000	MetLife, Inc.....	Y	
0241	MetLife.....	00000..		4254427			MetLife Investments Limited (UK).....	GBR.....	NIA.....	23rd Street Investments, Inc.....	Ownership.....	1.000	MetLife, Inc.....	Y	
0241	MetLife.....	00000..		4254445			MetLife Latin America Asesorias e Inversiones Limitada (Chile)	CHL.....	NIA.....	Metropolitan Life Insurance Company.....	Ownership.....	99.990	MetLife, Inc.....	N	
0241	MetLife.....	00000..		4254445			MetLife Latin America Asesorias e Inversiones Limitada (Chile)	CHL.....	NIA.....	23rd Street Investments, Inc.....	Ownership.....	0.010	MetLife, Inc.....	N	
0241	MetLife.....	00000..	86-1176467..				MEX DF Properties, LLC.....	DE.....	NIA.....	Metropolitan Life Insurance Company.....	Ownership.....	100.000	MetLife, Inc.....	N	
0241	MetLife.....	00000..					LAR Vivienda XVII, S. de. R. L. de C.V.....	MEX.....	NIA.....	MEX DF Properties, LLC.....	Ownership.....	99.990	MetLife, Inc.....	N	
0241	MetLife.....	00000..					LAR Vivienda XVII, S. de. R. L. de C.V.....	MEX.....	NIA.....	Euro CL Investments LLC.....	Ownership.....	0.010	MetLife, Inc.....	N	
0241	MetLife.....	00000..	55-0891973..				Corporate Real Estate Holdings, LLC.....	DE.....	NIA.....	Metropolitan Life Insurance Company.....	Ownership.....	100.000	MetLife, Inc.....	N	
0241	MetLife.....	00000..					WFP 1000 Holding Company GP, LLC.....	DE.....	NIA.....	Metropolitan Life Insurance Company.....	Ownership.....	100.000	MetLife, Inc.....	N	
0241	MetLife.....	00000..					MSV Irvine Property, LLC.....	DE.....	NIA.....	Metropolitan Life Insurance Company.....	Ownership.....	96.000	MetLife, Inc.....	N	
0241	MetLife.....	00000..					MSV Irvine Property, LLC.....	DE.....	NIA.....	Metropolitan Tower Realty Company, Inc.....	Ownership.....	4.000	MetLife, Inc.....	N	
0241	MetLife.....	00000..	13-3619870..				23rd Street Investments, Inc.....	DE.....	NIA.....	Metropolitan Life Insurance Company.....	Ownership.....	100.000	MetLife, Inc.....	Y	
0241	MetLife.....	00000..	06-1193029..				MetLife Capital Credit L.P.....	DE.....	NIA.....	Metropolitan Life Insurance Company.....	Ownership.....	99.000	MetLife, Inc.....	N	
0241	MetLife.....	00000..	06-1193029..				MetLife Capital Credit L.P.....	DE.....	NIA.....	23rd Street Investments, Inc.....	Ownership.....	1.000	MetLife, Inc.....	N	
0241	MetLife.....	00000..	91-1273824..				MetLife Capital, Limited Partnership.....	DE.....	NIA.....	Metropolitan Life Insurance Company.....	Ownership.....	99.000	MetLife, Inc.....	N	
0241	MetLife.....	00000..	91-1273824..				MetLife Capital, Limited Partnership.....	DE.....	NIA.....	23rd Street Investments, Inc.....	Ownership.....	1.000	MetLife, Inc.....	N	
0241	MetLife.....	00000..					Long Island Solar Farm, LLC.....	DE.....	NIA.....	BrightHouse Renewables Holding, LLC.....	Ownership.....	9.610	MetLife, Inc.....	N	
0241	MetLife.....	00000..					Long Island Solar Farm, LLC.....	DE.....	NIA.....	MetLife Capital, Limited Partnership.....	Ownership.....	90.390	MetLife, Inc.....	N	
0241	MetLife.....	00000..	43-1822723..	4275507			Missouri Reinsurance, Inc.....	CYM.....	IA.....	Metropolitan Life Insurance Company.....	Ownership.....	100.000	MetLife, Inc.....	N	
0241	MetLife.....	00000..	13-3237278..				MetLife Holdings, Inc.....	DE.....	NIA.....	Metropolitan Life Insurance Company.....	Ownership.....	100.000	MetLife, Inc.....	Y	
0241	MetLife.....	00000..	13-3237275..				MetLife Credit Corp.....	DE.....	NIA.....	MetLife Holdings, Inc. (DE).....	Ownership.....	100.000	MetLife, Inc.....	N	
0241	MetLife.....	00000..	13-3237277..				MetLife Funding, Inc.....	DE.....	NIA.....	MetLife Holdings, Inc. (DE).....	Ownership.....	100.000	MetLife, Inc.....	N	
0241	MetLife.....	00000..					85 Broad Street Mezzanine LLC.....	DE.....	NIA.....	Metropolitan Life Insurance Company.....	Ownership.....	100.000	MetLife, Inc.....	N	
0241	MetLife.....	00000..	46-5563450..				Buford Logistics Center, LLC.....	DE.....	NIA.....	Metropolitan Life Insurance Company.....	Ownership.....	100.000	MetLife, Inc.....	N	
0241	MetLife.....	00000..					MetLife Park Tower Member, LLC.....	DE.....	NIA.....	Metropolitan Life Insurance Company.....	Ownership.....	100.000	MetLife, Inc.....	N	
0241	MetLife.....	00000..	47-5505232..				Park Tower REIT, Inc.....	DE.....	NIA.....	MetLife Park Tower Member, LLC.....	Ownership.....	100.000	MetLife, Inc.....	N	
0241	MetLife.....	00000..					Park Tower JV Member, LLC.....	DE.....	NIA.....	Park Tower REIT, Inc.....	Ownership.....	100.000	MetLife, Inc.....	N	
0241	MetLife.....	00000..	13-3170235..				Metropolitan Tower Realty Company, Inc.....	DE.....	NIA.....	Metropolitan Life Insurance Company.....	Ownership.....	100.000	MetLife, Inc.....	Y	
0241	MetLife.....	00000..	01-0855028..				Midtown Heights, LLC.....	DE.....	NIA.....	Metropolitan Tower Realty Company, Inc.....	Ownership.....	100.000	MetLife, Inc.....	N	
0241	MetLife.....	00000..	95-4656835..				Headland-Pacific Palisades, LLC.....	CA.....	NIA.....	Metropolitan Life Insurance Company.....	Ownership.....	100.000	MetLife, Inc.....	N	
0241	MetLife.....	00000..	95-4146440..				Headland Properties Associates.....	CA.....	NIA.....	Metropolitan Life Insurance Company.....	Ownership.....	99.000	MetLife, Inc.....	N	
0241	MetLife.....	00000..	95-4146440..				Headland Properties Associates.....	CA.....	NIA.....	Headland-Pacific Palisades, LLC.....	Ownership.....	1.000	MetLife, Inc.....	N	
0241	MetLife.....	00000..	43-6026902..				White Oak Royalty Company.....	OK.....	NIA.....	Metropolitan Life Insurance Company.....	Ownership.....	100.000	MetLife, Inc.....	Y	

Q13.1

SCHEDULE Y

PART 1A - DETAIL OF INSURANCE HOLDING COMPANY SYSTEM

1	2	3	4	5	6	7	8	9	10	11	12	13	14	15	16
Group Code	Group Name	NAIC Company Code	ID Number	Federal RSSD	CIK	Name of Securities Exchange if Publicly Traded (U.S. or International)	Names of Parent, Subsidiaries or Affiliates	Domiciliary Location	Relationship to Reporting Entity	Directly Controlled by (Name of Entity/Person)	Type of Control (Ownership Board, Management Attorney-in-Fact, Influence, Other)	If Control is Ownership Provide Percentage	Ultimate Controlling Entity(ies)/Person(s)	Is an SCA Filing Required? (Y/N)	*
0241	MetLife.....	00000..	30-0777814..				Marketplace Residences, LLC.....	DE.....	NIA.....	Metropolitan Life Insurance Company.....	Ownership.....	100.000	MetLife, Inc.....	N	
0241	MetLife.....	00000..	26-2853672..				MLIC Asset Holdings LLC.....	DE.....	NIA.....	Metropolitan Life Insurance Company.....	Ownership.....	100.000	MetLife, Inc.....	N	
0241	MetLife.....	00000..					MetLife Properties Ventures, LLC.....	DE.....	NIA.....	Metropolitan Life Insurance Company.....	Ownership.....	100.000	MetLife, Inc.....	N	
0241	MetLife.....	00000..	22-2375428..				Transmountain Land & Livestock Company.....	MT.....	NIA.....	Metropolitan Life Insurance Company.....	Ownership.....	100.000	MetLife, Inc.....	Y	
0241	MetLife.....	00000..	34-1650967..				Hyatt Legal Plans, Inc.....	DE.....	NIA.....	Metropolitan Life Insurance Company.....	Ownership.....	100.000	MetLife, Inc.....	Y	
0241	MetLife.....	00000..	34-1631590..				Hyatt Legal Plans of Florida, Inc.....	FL.....	NIA.....	Hyatt Legal Plans, Inc.....	Ownership.....	100.000	MetLife, Inc.....	N	
0241	MetLife.....	00000..	27-0226554..				MLIC Asset Holdings II LLC.....	DE.....	NIA.....	Metropolitan Life Insurance Company.....	Ownership.....	100.000	MetLife, Inc.....	N	
0241	MetLife.....	00000..	30-0756430..				EI Conquistador MAH II LLC.....	DE.....	NIA.....	MLIC Asset Holdings II LLC.....	Ownership.....	100.000	MetLife, Inc.....	N	
0241	MetLife.....	00000..	80-0868980..				Mansell Office LLC.....	DE.....	NIA.....	MLIC Asset Holdings II LLC.....	Ownership.....	73.028	MetLife, Inc.....	N	
0241	MetLife.....	00000..	80-0868980..				Mansell Office LLC.....	DE.....	NIA.....	MLIC CB Holdings LLC.....	Ownership.....	26.972	MetLife, Inc.....	N	
0241	MetLife.....	00000..	80-0869135..				Mansell Retail LLC.....	DE.....	NIA.....	MLIC Asset Holdings II LLC.....	Ownership.....	73.028	MetLife, Inc.....	N	
0241	MetLife.....	00000..	80-0869135..				Mansell Retail LLC.....	DE.....	NIA.....	MLIC CB Holdings LLC.....	Ownership.....	26.972	MetLife, Inc.....	N	
0241	MetLife.....	00000..					MetLife RC SF Member, LLC.....	DE.....	NIA.....	Metropolitan Life Insurance Company.....	Ownership.....	100.000	MetLife, Inc.....	N	
0241	MetLife.....	00000..	20-3221642..				MetLife Mall Ventures Limited Partnership.....	DE.....	NIA.....	Metropolitan Life Insurance Company.....	Ownership.....	99.000	MetLife, Inc.....	N	
0241	MetLife.....	00000..	20-3221642..				MetLife Mall Ventures Limited Partnership.....	DE.....	NIA.....	Metropolitan Tower Realty Company, Inc.....	Ownership.....	1.000	MetLife, Inc.....	N	
0241	MetLife.....	00000..	20-8868348..				Ashton Judiciary Square, LLC.....	DE.....	NIA.....	Metropolitan Life Insurance Company.....	Ownership.....	100.000	MetLife, Inc.....	N	
0241	MetLife.....	00000..	20-8349277..				Sandpiper Cove Associates, LLC.....	DE.....	NIA.....	Metropolitan Life Insurance Company.....	Ownership.....	90.590	MetLife, Inc.....	N	
0241	MetLife.....	00000..	20-8349277..				Sandpiper Cove Associates, LLC.....	DE.....	NIA.....	Metropolitan Tower Realty Company, Inc.....	Ownership.....	9.410	MetLife, Inc.....	N	
0241	MetLife.....	00000..	20-3305615..				1900 McKinney Properties, LP.....	DE.....	NIA.....	Metropolitan Life Insurance Company.....	Ownership.....	99.900	MetLife, Inc.....	N	
0241	MetLife.....	00000..	20-3305615..				1900 McKinney Properties, LP.....	DE.....	NIA.....	Metropolitan Tower Realty Company, Inc.....	Ownership.....	0.100	MetLife, Inc.....	N	
0241	MetLife.....	00000..	13-4047186..				MetLife Tower Resources Group, Inc.....	DE.....	NIA.....	Metropolitan Life Insurance Company.....	Ownership.....	100.000	MetLife, Inc.....	Y	
0241	MetLife.....	00000..	75-2085469..				Para-Met Plaza Associates.....	FL.....	NIA.....	Metropolitan Life Insurance Company.....	Ownership.....	75.000	MetLife, Inc.....	N	
0241	MetLife.....	00000..	75-2085469..				Para-Met Plaza Associates.....	FL.....	NIA.....	Metropolitan Tower Realty Company, Inc.....	Ownership.....	25.000	MetLife, Inc.....	N	
0241	MetLife.....	00000..					Housing Fund Manager, LLC.....	DE.....	NIA.....	Metropolitan Life Insurance Company.....	Ownership.....	100.000	MetLife, Inc.....	N	
0241	MetLife.....	00000..	26-0405155..				MTC Fund I, LLC.....	DE.....	NIA.....	Housing Fund Manager, LLC.....	Management.....		MetLife, Inc.....	N	
0241	MetLife.....	00000..					MTC Fund II, LLC.....	DE.....	NIA.....	Housing Fund Manager, LLC.....	Management.....		MetLife, Inc.....	N	
0241	MetLife.....	00000..	14-2013939..				MTC Fund III, LLC.....	DE.....	NIA.....	Housing Fund Manager, LLC.....	Management.....		MetLife, Inc.....	N	
0241	MetLife.....	00000..	13-4078322..				334 Madison Euro Investments, Inc.....	DE.....	NIA.....	Metropolitan Life Insurance Company.....	Ownership.....	100.000	MetLife, Inc.....	Y	
0241	MetLife.....	00000..			4254454		St. James Fleet Investments Two Limited.....	CYM.....	NIA.....	Metropolitan Life Insurance Company.....	Ownership.....	100.000	MetLife, Inc.....	Y	
0241	MetLife.....	00000..			4254472		Park Twenty Three Investments Company (UK).....	GBR.....	NIA.....	St. James Fleet Investments Two Limited.....	Ownership.....	100.000	MetLife, Inc.....	N	
0241	MetLife.....	00000..			4254481		Convent Station Euro Investments Four Company (UK).....	GBR.....	NIA.....	Park Twenty Three Investments Company.....	Ownership.....	100.000	MetLife, Inc.....	N	
0241	MetLife.....	00000..			4254520		OMI MLIC Investments Limited.....	CYM.....	NIA.....	Convent Station Euro Investments Four Company.....	Ownership.....	100.000	MetLife, Inc.....	N	
0241	MetLife.....	00000..	46-3608641..				ML Swan Mezz, LLC.....	DE.....	NIA.....	Metropolitan Life Insurance Company.....	Ownership.....	100.000	MetLife, Inc.....	N	
0241	MetLife.....	00000..	46-3589015..				ML Swan GP, LLC.....	DE.....	NIA.....	ML Swan Mezz, LLC.....	Ownership.....	100.000	MetLife, Inc.....	N	

Q13.2

SCHEDULE Y

PART 1A - DETAIL OF INSURANCE HOLDING COMPANY SYSTEM

1	2	3	4	5	6	7	8	9	10	11	12	13	14	15	16
Group Code	Group Name	NAIC Company Code	ID Number	Federal RSSD	CIK	Name of Securities Exchange if Publicly Traded (U.S. or International)	Names of Parent, Subsidiaries or Affiliates	Domiciliary Location	Relationship to Reporting Entity	Directly Controlled by (Name of Entity/Person)	Type of Control (Ownership Board, Management Attorney-in-Fact, Influence, Other)	If Control is Ownership Provide Percentage	Ultimate Controlling Entity(ies)/Person(s)	Is an SCA Filing Required? (Y/N)	*
0241	MetLife.....	00000..	46-3616798..				ML Dolphin Mezz, LLC.....	DE.....	NIA.....	Metropolitan Life Insurance Company.....	Ownership.....	100.000	MetLife, Inc.....	N	
0241	MetLife.....	00000..	46-3593573..				ML Dolphin GP, LLC.....	DE.....	NIA.....	ML Dolphin Mezz, LLC.....	Ownership.....	100.000	MetLife, Inc.....	N	
0241	MetLife.....	00000..					Haskell East Village, LLC.....	DE.....	NIA.....	Metropolitan Life Insurance Company.....	Ownership.....	100.000	MetLife, Inc.....	N	
0241	MetLife.....	00000..	46-3426206..				MetLife Cabo Hilton Member, LLC.....	DE.....	NIA.....	Metropolitan Life Insurance Company.....	Ownership.....	83.100	MetLife, Inc.....	N	
0241	MetLife.....	00000..	46-3426206..				MetLife Cabo Hilton Member, LLC.....	DE.....	NIA.....	General American Life Insurance Company....	Ownership.....	16.900	MetLife, Inc.....	N	
0241	MetLife.....	00000..	46-0803970..				MetLife CC Member, LLC.....	DE.....	NIA.....	Metropolitan Life Insurance Company.....	Ownership.....	95.122	MetLife, Inc.....	N	
0241	MetLife.....	00000..	46-0803970..				MetLife CC Member, LLC.....	DE.....	NIA.....	General American Life Insurance Company....	Ownership.....	4.878	MetLife, Inc.....	N	
0241	MetLife.....	00000..	13-5581829..				MetLife SP Holdings, LLC.....	DE.....	NIA.....	Metropolitan Life Insurance Company.....	Ownership.....	100.000	MetLife, Inc.....	N	
0241	MetLife.....	00000..	80-0821598..				Oconee Hotel Company, LLC.....	DE.....	NIA.....	Metropolitan Life Insurance Company.....	Ownership.....	100.000	MetLife, Inc.....	N	
0241	MetLife.....	00000..	80-0823015..				Oconee Land Company, LLC.....	DE.....	NIA.....	Metropolitan Life Insurance Company.....	Ownership.....	100.000	MetLife, Inc.....	N	
0241	MetLife.....	00000..	80-0823413..				Oconee Land Development Company, LLC.....	DE.....	NIA.....	Oconee Land Company, LLC.....	Ownership.....	100.000	MetLife, Inc.....	N	
0241	MetLife.....	00000..	90-0853553..				Oconee Golf Company, LLC.....	DE.....	NIA.....	Oconee Land Company, LLC.....	Ownership.....	100.000	MetLife, Inc.....	N	
0241	MetLife.....	00000..	37-1694299..				Oconee Marina Company, LLC.....	DE.....	NIA.....	Oconee Land Company, LLC.....	Ownership.....	100.000	MetLife, Inc.....	N	
0241	MetLife.....	00000..					1201 TAB Manager, LLC.....	DE.....	NIA.....	Metropolitan Life Insurance Company.....	Ownership.....	100.000	MetLife, Inc.....	N	
0241	MetLife.....	00000..					MetLife 1201 TAB Member, LLC.....	DE.....	NIA.....	Metropolitan Life Insurance Company.....	Ownership.....	96.900	MetLife, Inc.....	N	
0241	MetLife.....	00000..					MetLife 1201 TAB Member, LLC.....	DE.....	NIA.....	Metropolitan Property and Casualty Insurance Company	Ownership.....	3.100	MetLife, Inc.....	N	
0241	MetLife.....	00000..					MetLife LHH Member, LLC.....	DE.....	NIA.....	Metropolitan Life Insurance Company.....	Ownership.....	99.000	MetLife, Inc.....	N	
0241	MetLife.....	00000..					MetLife LHH Member, LLC.....	DE.....	NIA.....	General American Life Insurance Company ...	Ownership.....	1.000	MetLife, Inc.....	N	
0241	MetLife.....	00000..	20-1035937..				Riverway Residential, LP.....	DE.....	NIA.....	Metropolitan Life Insurance Company.....	Ownership.....	99.900	MetLife, Inc.....	N	
0241	MetLife.....	00000..	20-1035937..				Riverway Residential, LP.....	DE.....	NIA.....	Metropolitan Tower Realty Company, Inc.....	Ownership.....	0.100	MetLife, Inc.....	N	
0241	MetLife.....	00000..					1925 WJC Owner, LLC (DE)	DE.....	NIA.....	Metropolitan Life Insurance Company.....	Ownership.....	100.000	MetLife, Inc.....	N	
0241	MetLife.....	00000..	26-1762232..				Boulevard Residential, LLC.....	DE.....	NIA.....	Metropolitan Life Insurance Company.....	Ownership.....	100.000	MetLife, Inc.....	N	
0241	MetLife.....	00000..					MetLife Ontario Street Member, LLC (DE)	DE.....	NIA.....	Metropolitan Life Insurance Company.....	Ownership.....	100.000	MetLife, Inc.....	N	
0241	MetLife.....	00000..	46-4158087..				MetLife 555 12th Member, LLC.....	DE.....	NIA.....	Metropolitan Life Insurance Company.....	Ownership.....	94.600	MetLife, Inc.....	N	
0241	MetLife.....	00000..	46-4158087..				MetLife 555 12th Member, LLC.....	DE.....	NIA.....	General American Life Insurance Company....	Ownership.....	5.400	MetLife, Inc.....	N	
0241	MetLife.....	00000..	47-2085444..				ML-AI MetLife Member 2, LLC.....	DE.....	NIA.....	Metropolitan Life Insurance Company.....	Ownership.....	98.970	MetLife, Inc.....	N	
0241	MetLife.....	00000..	47-2085444..				ML-AI MetLife Member 2, LLC.....	DE.....	NIA.....	General American Life Insurance Company....	Ownership.....	1.030	MetLife, Inc.....	N	
0241	MetLife.....	00000..					ML-AI MetLife Member 3, LLC.....	DE.....	NIA.....	Metropolitan Life Insurance Company.....	Ownership.....	100.000	MetLife, Inc.....	N	
0241	MetLife.....	00000..					MetLife ConSquare Member, LLC (DE).....	DE.....	NIA.....	Metropolitan Life Insurance Company.....	Ownership.....	100.000	MetLife, Inc.....	N	
0241	MetLife.....	00000..	13-5581829..				MetLife Member Solaire, LLC.....	DE.....	NIA.....	Metropolitan Life Insurance Company.....	Ownership.....	100.000	MetLife, Inc.....	N	
0241	MetLife.....	00000..	81-0770888..				MetLife Treat Towers Member, LLC.....	DE.....	NIA.....	Metropolitan Life Insurance Company.....	Ownership.....	100.000	MetLife, Inc.....	N	
0241	MetLife.....	00000..	46-4133357..				ML Bridgeside Apartments, LLC.....	DE.....	NIA.....	Metropolitan Life Insurance Company.....	Ownership.....	100.000	MetLife, Inc.....	N	
0241	MetLife.....	00000..					MetLife Camino Ramon Member, LLC.....	DE.....	NIA.....	General American Life Insurance Company....	Ownership.....	1.000	MetLife, Inc.....	N	
0241	MetLife.....	00000..					MetLife Camino Ramon Member, LLC.....	DE.....	NIA.....	Metropolitan Life Insurance Company.....	Ownership.....	99.000	MetLife, Inc.....	N	
0241	MetLife.....	00000..	46-4255167..				ML Terraces, LLC	DE.....	NIA.....	Metropolitan Life Insurance Company.....	Ownership.....	100.000	MetLife, Inc.....	N	

Q13.3

SCHEDULE Y

PART 1A - DETAIL OF INSURANCE HOLDING COMPANY SYSTEM

1	2	3	4	5	6	7	8	9	10	11	12	13	14	15	16
Group Code	Group Name	NAIC Company Code	ID Number	Federal RSSD	CIK	Name of Securities Exchange if Publicly Traded (U.S. or International)	Names of Parent, Subsidiaries or Affiliates	Domiciliary Location	Relationship to Reporting Entity	Directly Controlled by (Name of Entity/Person)	Type of Control (Ownership Board, Management Attorney-in-Fact, Influence, Other)	If Control is Ownership Provide Percentage	Ultimate Controlling Entity(ies)/Person(s)	Is an SCA Filing Required? (Y/N)	*
0241	MetLife.....	00000..					MetLife CB W/A, LLC.....	DE.....	NIA.....	Metropolitan Life Insurance Company.....	Ownership.....	100.000	MetLife, Inc.....	N	
0241	MetLife.....	00000..	47-1970965..				ML New River Village III, LLC.....	DE.....	NIA.....	Metropolitan Life Insurance Company.....	Ownership.....	100.000	MetLife, Inc.....	N	
0241	MetLife.....	00000..					MetLife 1007 Stewart, LLC.....	DE.....	NIA.....	Metropolitan Life Insurance Company.....	Ownership.....	100.000	MetLife, Inc.....	N	
0241	MetLife.....	00000..					Chestnut Flats Wind, LLC.....	DE.....	NIA.....	Metropolitan Life Insurance Company.....	Ownership.....	100.000	MetLife, Inc.....	N	
0241	MetLife.....	00000..					MetLife 425 MKT Member, LLC.....	DE.....	NIA.....	Metropolitan Life Insurance Company.....	Ownership.....	100.000	MetLife, Inc.....	N	
0241	MetLife.....	00000..	46-4229772..				MetLife THR Investor, LLC.....	DE.....	NIA.....	Metropolitan Life Insurance Company.....	Ownership.....	100.000	MetLife, Inc.....	N	
0241	MetLife.....	00000..					MetLife OFC Member, LLC.....	DE.....	NIA.....	Metropolitan Life Insurance Company.....	Ownership.....	100.000	MetLife, Inc.....	N	
0241	MetLife.....	00000..	47-1256270..				MetLife OBS Member, LLC.....	DE.....	NIA.....	Metropolitan Life Insurance Company.....	Ownership.....	100.000	MetLife, Inc.....	N	
0241	MetLife.....	00000..					MetLife FM Hotel Member, LLC.....	DE.....	NIA.....	Metropolitan Life Insurance Company.....	Ownership.....	100.000	MetLife, Inc.....	N	
0241	MetLife.....	00000..					LHCW Holdings (U.S.) LLC.....	DE.....	NIA.....	MetLife FM Hotel Member, LLC.....	Ownership.....	100.000	MetLife, Inc.....	N	
0241	MetLife.....	00000..					LHC Holdings (U.S.) LLC.....	DE.....	NIA.....	LHCW Holdings (U.S.) LLC.....	Ownership.....	100.000	MetLife, Inc.....	N	
0241	MetLife.....	00000..					LHCW Hotel Holding (U.S.) LLC.....	DE.....	NIA.....	LHC Holdings (U.S.) LLC.....	Ownership.....	100.000	MetLife, Inc.....	N	
0241	MetLife.....	00000..					LHCW Hotel Holding (2002) LLC.....	DE.....	NIA.....	LHCW Hotel Holding (U.S.) LLC.....	Ownership.....	100.000	MetLife, Inc.....	N	
0241	MetLife.....	00000..					LHCW Hotel Operating Company (2002) LLC.....	DE.....	NIA.....	LHCW Hotel Holding (U.S.) LLC.....	Ownership.....	100.000	MetLife, Inc.....	N	
0241	MetLife.....	00000..	46-4584166..				ML Southmore, LLC.....	DE.....	NIA.....	Metropolitan Life Insurance Company.....	Ownership.....	99.000	MetLife, Inc.....	N	
0241	MetLife.....	00000..	46-4584166..				ML Southmore, LLC.....	DE.....	NIA.....	General American Life Insurance Company ...	Ownership.....	1.000	MetLife, Inc.....	N	
0241	MetLife.....	00000..					MetLife HCMJV 1 GP, LLC.....	DE.....	NIA.....	Metropolitan Life Insurance Company.....	Ownership.....	100.000	MetLife, Inc.....	N	
0241	MetLife.....	00000..					ML-AI MetLife Member 1, LLC.....	DE.....	NIA.....	Metropolitan Life Insurance Company.....	Ownership.....	95.199	MetLife, Inc.....	N	
0241	MetLife.....	00000..					ML-AI MetLife Member 1, LLC.....	DE.....	NIA.....	Metropolitan Property and Casualty Insurance Company	Ownership.....	4.801	MetLife, Inc.....	N	
0241	MetLife.....	00000..	13-3759652..	3166279			MetLife International Holdings, LLC.....	DE.....	NIA.....	MetLife Global Holding Company II GmbH (Swiss)	Ownership.....	100.000	MetLife, Inc.....	N	
0241	MetLife.....	00000..	13-3953333..	3166372			Natiloportem Holdings, LLC.....	DE.....	NIA.....	MetLife International Holdings, LLC.....	Ownership.....	100.000	MetLife, Inc.....	N	
0241	MetLife.....	00000..		3166402			Excelencia Operativa y Tecnologica, S.A. de C.V. (Mexico)	MEX.....	NIA.....	Natiloportem Holdings, LLC.....	Ownership.....	99.000	MetLife, Inc.....	N	
0241	MetLife.....	00000..		3166402			Excelencia Operativa y Tecnologica, S.A. de C.V. (Mexico)	MEX.....	NIA.....	MetLife Mexico Servicios, S.A. de C.V.....	Ownership.....	1.000	MetLife, Inc.....	N	
0241	MetLife.....	00000..		3373705			MLA Comercial, S.A. de C.V. (Mexico).....	MEX.....	NIA.....	Excelencia Operativa y Tecnologica, S.A. de C.V.	Ownership.....	99.000	MetLife, Inc.....	N	
0241	MetLife.....	00000..		3373705			MLA Comercial, S.A. de C.V. (Mexico).....	MEX.....	NIA.....	MetLife Mexico Servicios, S.A. de C.V.....	Ownership.....	1.000	MetLife, Inc.....	N	
0241	MetLife.....	00000..		3373714			MLA Servicios S.A. de C.V. (Mexico).....	MEX.....	NIA.....	Excelencia Operativa y Tecnologica, S.A. de C.V.	Ownership.....	99.000	MetLife, Inc.....	N	
0241	MetLife.....	00000..		3373714			MLA Servicios S.A. de C.V. (Mexico).....	MEX.....	NIA.....	MetLife Mexico Servicios, S.A. de C.V.....	Ownership.....	1.000	MetLife, Inc.....	N	
0241	MetLife.....	00000..		4240907			MM Global Operations Support Center, S.A. de C.V.	MEX.....	NIA.....	MetLife Global Holding Company II GmbH (Swiss)	Ownership.....	100.000	MetLife, Inc.....	N	
0241	MetLife.....	00000..		4240907			MM Global Operations Support Center, S.A. de C.V.	MEX.....	NIA.....	MetLife Global Holding Company I GmbH (Swiss)	Ownership.....		MetLife, Inc.....	N	

Q13.4

SCHEDULE Y

PART 1A - DETAIL OF INSURANCE HOLDING COMPANY SYSTEM

1	2	3	4	5	6	7	8	9	10	11	12	13	14	15	16
Group Code	Group Name	NAIC Company Code	ID Number	Federal RSSD	CIK	Name of Securities Exchange if Publicly Traded (U.S. or International)	Names of Parent, Subsidiaries or Affiliates	Domiciliary Location	Relationship to Reporting Entity	Directly Controlled by (Name of Entity/Person)	Type of Control (Ownership Board, Management Attorney-in-Fact, Influence, Other)	If Control is Ownership Provide Percentage	Ultimate Controlling Entity(ies)/Person(s)	Is an SCA Filing Required? (Y/N)	*
0241	MetLife.....	00000..		4254995			Fundacion MetLife Mexico, A.C.....	MEX.....	NIA.....	MM Global Operations Support Center, S.A. de C.V., S.A. de C.V.	Ownership.....	100.000	MetLife, Inc.....	N	
0241	MetLife.....	00000..		3166318			Metropolitan Life Seguros e Previdencia Privada S.A. (Brazil)	BRA.....	IA.....	MetLife International Holdings, LLC.....	Ownership.....	66.662	MetLife, Inc.....	N	
0241	MetLife.....	00000..		3166318			Metropolitan Life Seguros e Previdencia Privada S.A. (Brazil)	BRA.....	IA.....	MetLife Worldwide Holdings, LLC.....	Ownership.....	33.337	MetLife, Inc.....	N	
0241	MetLife.....	00000..		3166318			Metropolitan Life Seguros e Previdencia Privada S.A. (Brazil)	BRA.....	IA.....	Natiloportem Holdings, LLC.....	Ownership.....	0.001	MetLife, Inc.....	N	
0241	MetLife.....	00000..		4191616			MetLife Ireland Holdings One Limited.....	IRL.....	NIA.....	MetLife International Holdings, LLC.....	Ownership.....	100.000	MetLife, Inc.....	N	
0241	MetLife.....	00000..		4189846			MetLife Global Holdings Corporation S.A. de C.V. (Mexico)	MEX.....	NIA.....	MetLife Ireland Holdings One Limited.....	Ownership.....	98.900	MetLife, Inc.....	N	
0241	MetLife.....	00000..		4189846			MetLife Global Holdings Corporation S.A. de C.V. (Mexico)	MEX.....	NIA.....	MetLife International Limited, LLC.....	Ownership.....	1.100	MetLife, Inc.....	N	
0241	MetLife.....	00000..	13-3047691..				Metropolitan Global Management, LLC.....	IRL.....	NIA.....	MetLife Global Holdings Corporation S.A. de C.V.	Ownership.....	99.700	MetLife, Inc.....	N	
0241	MetLife.....	00000..	13-3047691..				Metropolitan Global Management, LLC.....	IRL.....	NIA.....	MetLife International Holdings, LLC.....	Ownership.....	0.300	MetLife, Inc.....	N	
0241	MetLife.....	00000..	AA-2730030.	3165740			MetLife Mexico Holding S. de R.L. de C.V.....	MEX.....	IA.....	Metropolitan Global Management , LLC.....	Ownership.....	100.000	MetLife, Inc.....	N	
0241	MetLife.....	00000..	AA-2730030.	3165740			MetLife Mexico Holding S. de R.L. de C.V.....	MEX.....	IA.....	Excelencia Operativa y Tecnologica, S.A. de C.V.	Ownership.....		MetLife, Inc.....	N	
0241	MetLife.....	00000..	AA-2730030.	3165740			MetLife Mexico S.A.....	MEX.....	IA.....	Metropolitan Global Management , LLC.....	Ownership.....	99.050	MetLife, Inc.....	N	
0241	MetLife.....	00000..	AA-2730030.	3165740			MetLife Mexico S.A.....	MEX.....	IA.....	MetLife International Holdings, LLC.....	Ownership.....	0.950	MetLife, Inc.....	N	
0241	MetLife.....	00000..		4255291			MetLife Afore, S.A. de C.V. (Mexico).....	MEX.....	IA.....	MetLife Mexico S.A.....	Ownership.....	99.990	MetLife, Inc.....	N	
0241	MetLife.....	00000..		4255291			MetLife Afore, S.A. de C.V. (Mexico).....	MEX.....	IA.....	MetLife Pensiones S.A.....	Ownership.....	0.010	MetLife, Inc.....	N	
0241	MetLife.....	00000..		4241061			ML Capacitacion Comercial S.A. de C.V. (Mexico)	MEX.....	NIA.....	MetLife Mexico S.A.....	Ownership.....	99.000	MetLife, Inc.....	N	
0241	MetLife.....	00000..		4241061			ML Capacitacion Comercial S.A. de C.V. (Mexico)	MEX.....	NIA.....	MetLife Mexico Servicios, S.A. de C.V.....	Ownership.....	1.000	MetLife, Inc.....	N	
0241	MetLife.....	00000..		4255303			MetA SIEFORE Adicional, S.A. de C.V. (Mexico)	MEX.....	NIA.....	MetLife Afore, S.A. de C.V.....	Ownership.....	99.990	MetLife, Inc.....	N	
0241	MetLife.....	00000..		4255303			MetA SIEFORE Adicional, S.A. de C.V. (Mexico)	MEX.....	NIA.....	MetLife Mexico S.A.....	Ownership.....	0.010	MetLife, Inc.....	N	
0241	MetLife.....	00000..		4255415			Met1 SIEFORE, S.A. de C.V. (Mexico).....	MEX.....	NIA.....	MetLife Afore, S.A. de C.V.....	Ownership.....	99.990	MetLife, Inc.....	N	
0241	MetLife.....	00000..		4255415			Met1 SIEFORE, S.A. de C.V. (Mexico).....	MEX.....	NIA.....	MetLife Mexico S.A.....	Ownership.....	0.010	MetLife, Inc.....	N	
0241	MetLife.....	00000..		4255844			Met2 SIEFORE, S.A. de C.V. (Mexico).....	MEX.....	NIA.....	MetLife Afore, S.A. de C.V.....	Ownership.....	99.990	MetLife, Inc.....	N	
0241	MetLife.....	00000..		4255844			Met2 SIEFORE, S.A. de C.V. (Mexico).....	MEX.....	NIA.....	MetLife Mexico S.A.....	Ownership.....	0.010	MetLife, Inc.....	N	
0241	MetLife.....	00000..		4255394			Met3 SIEFORE Basica, S.A. de C.V. (Mexico).....	MEX.....	NIA.....	MetLife Afore, S.A. de C.V.....	Ownership.....	99.990	MetLife, Inc.....	N	
0241	MetLife.....	00000..		4255394			Met3 SIEFORE Basica, S.A. de C.V. (Mexico).....	MEX.....	NIA.....	MetLife Mexico S.A.....	Ownership.....	0.010	MetLife, Inc.....	N	

Q13.5

SCHEDULE Y

PART 1A - DETAIL OF INSURANCE HOLDING COMPANY SYSTEM

1	2	3	4	5	6	7	8	9	10	11	12	13	14	15	16
Group Code	Group Name	NAIC Company Code	ID Number	Federal RSSD	CIK	Name of Securities Exchange if Publicly Traded (U.S. or International)	Names of Parent, Subsidiaries or Affiliates	Domiciliary Location	Relationship to Reporting Entity	Directly Controlled by (Name of Entity/Person)	Type of Control (Ownership Board, Management Attorney-in-Fact, Influence, Other)	If Control is Ownership Provide Percentage	Ultimate Controlling Entity(ies)/Person(s)	Is an SCA Filing Required? (Y/N)	*
0241	MetLife.....	00000..		4255385			Met4 SIEFORE, S.A. de C.V. (Mexico).....	MEX.....	NIA.....	MetLife Afore, S.A. de C.V.....	Ownership.....	99.990	MetLife, Inc.....	N	
0241	MetLife.....	00000..		4255385			Met4 SIEFORE, S.A. de C.V. (Mexico).....	MEX.....	NIA.....	MetLife Mexico S.A.....	Ownership.....	0.010	MetLife, Inc.....	N	
0241	MetLife.....	00000..		4255376			Met0 SIEFORE Adicional, S.A. de C.V. (Mexico).....	MEX.....	NIA.....	MetLife Afore, S.A. de C.V.....	Ownership.....	99.990	MetLife, Inc.....	N	
0241	MetLife.....	00000..		4255376			Met0 SIEFORE Adicional, S.A. de C.V. (Mexico).....	MEX.....	NIA.....	MetLife Mexico S.A.....	Ownership.....	0.010	MetLife, Inc.....	N	
0241	MetLife.....	00000..		3165795			MetLife Pensiones Mexico S.A.....	MEX.....	IA.....	Metropolitan Global Management , LLC.....	Ownership.....	97.513	MetLife, Inc.....	N	
0241	MetLife.....	00000..		3165795			MetLife Pensiones Mexico S.A.....	MEX.....	IA.....	MetLife International Holdings, LLC.....	Ownership.....	2.488	MetLife, Inc.....	N	
0241	MetLife.....	00000..		3267390			MetLife Mexico Servicios S.A. de C.V.....	MEX.....	NIA.....	Metropolitan Global Management , LLC.....	Ownership.....	98.000	MetLife, Inc.....	N	
0241	MetLife.....	00000..		3267390			MetLife Mexico Servicios S.A. de C.V.....	MEX.....	NIA.....	MetLife International Holdings, LLC.....	Ownership.....	2.000	MetLife, Inc.....	N	
0241	MetLife.....	00000..	AA-5420018.	3166288			MetLife Insurance Company of Korea, Limited..	KOR.....	IA.....	MetLife Mexico S.A.....	Ownership.....	14.640	MetLife, Inc.....	N	
0241	MetLife.....	00000..	AA-5420018.	3166288			MetLife Insurance Company of Korea, Limited..	KOR.....	IA.....	Metropolitan Global Management , LLC.....	Ownership.....	85.360	MetLife, Inc.....	N	
0241	MetLife.....	00000..					MetLife Financial Services, Co., Ltd. (South Korea)	KOR.....	NIA.....	MetLife Insurance Company of Korea, Limited	Ownership.....	100.000	MetLife, Inc.....	N	
0241	MetLife.....	00000..		4200880			MetLife Ireland Treasury d.a.c.....	IRL.....	NIA.....	MetLife Global Holdings Corporation S.A. de C.V.	Ownership.....	100.000	MetLife, Inc.....	N	
0241	MetLife.....	00000..	AA-1930041.	1173714			MetLife Insurance Limited (Australia).....	AUS.....	IA.....	MetLife Ireland Treasury d.a.c.....	Ownership.....	91.165	MetLife, Inc.....	N	
0241	MetLife.....	00000..	AA-1930041.	1173714			MetLife Insurance Limited (Australia).....	AUS.....	IA.....	MetLife Global Holdings Corporation S.A. de C.V.	Ownership.....	8.835	MetLife, Inc.....	N	
0241	MetLife.....	00000..					The Direct Call Center PTY Limited (Australia)..	AUS.....	NIA.....	MetLife Insurance Limited (Australia).....	Ownership.....	100.000	MetLife, Inc.....	N	
0241	MetLife.....	00000..		4239358			MetLife Investments PTY Limited (Australia)....	AUS.....	NIA.....	MetLife Insurance Limited (Australia).....	Ownership.....	100.000	MetLife, Inc.....	N	
0241	MetLife.....	00000..		4239367			MetLife Insurance and Investment Trust (Australia)	AUS.....	NIA.....	MetLife Investments PTY Limited.....	Ownership.....	100.000	MetLife, Inc.....	N	
0241	MetLife.....	00000..		1173732			MetLife General Insurance Limited (Australia)..	AUS.....	IA.....	MetLife Ireland Treasury d.a.c.....	Ownership.....	100.000	MetLife, Inc.....	N	
0241	MetLife.....	00000..					MetLife International Limited, LLC (DE).....	DE.....	NIA.....	MetLife International Holdings, LLC.....	Ownership.....	100.000	MetLife, Inc.....	N	
0241	MetLife.....	00000..					AmMetLife Insurance Berhad.....	MYS.....	IA.....	MetLife International Holdings, LLC.....	Ownership.....	50.000	MetLife, Inc.....	N	
0241	MetLife.....	00000..					MAXIS GBN S.A.S.....	FRA.....	NIA.....	MetLife International Holdings, LLC.....	Ownership.....	50.000	MetLife, Inc.....	N	
0241	MetLife.....	00000..	AA-5480033.				AmMetLife Takaful Berhad.....	MYS.....	IA.....	MetLife International Holdings, LLC.....	Ownership.....	50.000	MetLife, Inc.....	N	
0241	MetLife.....	00000..					MetLife Asia Limited (Hong Kong).....	HKG.....	NIA.....	MetLife International Holdings, LLC.....	Ownership.....	100.000	MetLife, Inc.....	N	
0241	MetLife.....	00000..		3166309			Metropolitan Life Insurance Company of Hong Kong Limited	HKG.....	IA.....	MetLife International Holdings, LLC.....	Ownership.....	99.999	MetLife, Inc.....	N	
0241	MetLife.....	00000..		3166309			Metropolitan Life Insurance Company of Hong Kong Limited	HKG.....	IA.....	Natiloportem Holdings, LLC.....	Ownership.....	0.001	MetLife, Inc.....	N	
0241	MetLife.....	00000..		4195913			MetLife Planos Odontologicos Ltda. (Brazil)....	BRA.....	IA.....	MetLife International Holdings, LLC.....	Ownership.....	99.999	MetLife, Inc.....	N	
0241	MetLife.....	00000..		4195913			MetLife Planos Odontologicos Ltda. (Brazil)....	BRA.....	IA.....	Natiloportem Holdings, LLC.....	Ownership.....	0.001	MetLife, Inc.....	N	
0241	MetLife.....	00000..	20-5894439..	3373639			MetLife Global, Inc.....	DE.....	NIA.....	MetLife, Inc.....	Ownership.....	100.000	MetLife, Inc.....	N	

Q13.6

SCHEDULE Y

PART 1A - DETAIL OF INSURANCE HOLDING COMPANY SYSTEM

1	2	3	4	5	6	7	8	9	10	11	12	13	14	15	16
Group Code	Group Name	NAIC Company Code	ID Number	Federal RSSD	CIK	Name of Securities Exchange if Publicly Traded (U.S. or International)	Names of Parent, Subsidiaries or Affiliates	Domiciliary Location	Relationship to Reporting Entity	Directly Controlled by (Name of Entity/Person)	Type of Control (Ownership Board, Management Attorney-in-Fact, Influence, Other)	If Control is Ownership Provide Percentage	Ultimate Controlling Entity(ies)/Person(s)	Is an SCA Filing Required? (Y/N)	*
0241	MetLife.....	00000...	4189837	Inversiones MetLife Holdco Dos Limitada (Chile)	CHL.....	NIA.....	MetLife International Holdings, LLC.....	Ownership.....	0.001	MetLife, Inc.....	N
0241	MetLife.....	00000...	4189837	Inversiones MetLife Holdco Dos Limitada (Chile)	CHL.....	NIA.....	Natiloportem Holdings, LLC.....	Ownership.....	MetLife, Inc.....	N
0241	MetLife.....	00000...	4189837	Inversiones MetLife Holdco Dos Limitada (Chile)	CHL.....	NIA.....	MetLife, Inc.....	Ownership.....	99.999	MetLife, Inc.....	N
0241	MetLife.....	00000...	AA-2130012.	1641857	MetLife Seguros S.A. (Argentina).....	ARG.....	IA.....	MetLife International Holdings, LLC.....	Ownership.....	95.524	MetLife, Inc.....	N
0241	MetLife.....	00000...	AA-2130012.	1641857	MetLife Seguros S.A. (Argentina).....	ARG.....	IA.....	Natiloportem Holdings, LLC.....	Ownership.....	2.675	MetLife, Inc.....	N
0241	MetLife.....	00000...	AA-2130012.	4251145	MetLife Seguros S.A. (Argentina).....	ARG.....	IA.....	International Technical and Advisory Services Limited (USA-Delaware)	Ownership.....	1.801	MetLife, Inc.....	N
0241	MetLife.....	00000...	2327738	Compania Inversora MetLife S.A. (Argentina).....	ARG.....	NIA.....	MetLife International Holdings, LLC.....	Ownership.....	95.460	MetLife, Inc.....	N
0241	MetLife.....	00000...	2327738	Compania Inversora MetLife S.A. (Argentina).....	ARG.....	NIA.....	Natiloportem Holdings, LLC.....	Ownership.....	4.540	MetLife, Inc.....	N
0241	MetLife.....	00000...	4247296	MetLife Servicios S.A. (Argentina).....	ARG.....	NIA.....	Compania Inversora MetLife S.A.....	Ownership.....	18.870	MetLife, Inc.....	N
0241	MetLife.....	00000...	4247296	MetLife Servicios S.A. (Argentina).....	ARG.....	NIA.....	MetLife Seguros S.A.....	Ownership.....	79.880	MetLife, Inc.....	N
0241	MetLife.....	00000...	4247296	MetLife Servicios S.A. (Argentina).....	ARG.....	NIA.....	Natiloportem Holdings, LLC.....	Ownership.....	0.990	MetLife, Inc.....	N
0241	MetLife.....	00000...	06-1597037..	2985727	MetLife Worldwide Holdings, LLC.....	DE.....	NIA.....	MetLife Seguros de Retiro S.A.....	Ownership.....	0.260	MetLife, Inc.....	N
0241	MetLife.....	00000...	AA-5324104.	3144558	MetLife Limited (Hong Kong).....	HKG.....	IA.....	MetLife International Holdings, LLC.....	Ownership.....	100.000	MetLife, Inc.....	N
0241	MetLife.....	00000...	BIDV MetLife Life Insurance Limited Liability Company	VNM.....	IA.....	MetLife Worldwide Holdings, LLC.....	Ownership.....	100.000	MetLife, Inc.....	N
0241	MetLife.....	00000...	2704610	Best Market S.A. (Argentina).....	ARG.....	NIA.....	MetLife Limited (Hong Kong).....	Ownership.....	60.000	MetLife, Inc.....	N
0241	MetLife.....	00000...	2704610	Best Market S.A. (Argentina).....	ARG.....	NIA.....	MetLife International Holdings, LLC.....	Ownership.....	95.000	MetLife, Inc.....	N
0241	MetLife.....	00000...	AA-5344102.	3166411	PNB MetLife India Insurance Company Limited.	IND.....	IA.....	Natiloportem Holdings, LLC.....	Ownership.....	5.000	MetLife, Inc.....	N
0241	MetLife.....	00000...	AA-2130046.	1388303	MetLife Seguros de Retiro S.A. (Argentina).....	ARG.....	IA.....	MetLife International Holdings, LLC.....	Ownership.....	26.000	MetLife, Inc.....	N
0241	MetLife.....	00000...	AA-2130046.	1388303	MetLife Seguros de Retiro S.A. (Argentina).....	ARG.....	IA.....	MetLife International Holdings, LLC.....	Ownership.....	96.890	MetLife, Inc.....	N
0241	MetLife.....	00000...	AA-2130046.	4321758	MetLife Seguros de Retiro S.A. (Argentina).....	ARG.....	IA.....	Natiloportem Holdings, LLC.....	Ownership.....	3.110	MetLife, Inc.....	N
0241	MetLife.....	00000...	3373648	MetLife Seguros de Retiro S.A. (Argentina).....	ARG.....	IA.....	International Technical and Advisory Services Limited (USA-Delaware)	Ownership.....	MetLife, Inc.....	N
0241	MetLife.....	00000...	3373648	MetLife Administradora de Fundos Multipatrocinados Ltda. (Brazil)	BRA.....	NIA.....	MetLife Administradora de Fundos Multipatrocinados Ltda. (Brazil)	Ownership.....	100.000	MetLife, Inc.....	N
0241	MetLife.....	00000...	3373648	MetLife Administradora de Fundos Multipatrocinados Ltda. (Brazil)	BRA.....	NIA.....	Natiloportem Holdings, LLC.....	Ownership.....	MetLife, Inc.....	N
0241	MetLife.....	26298...	13-2725441..	3219728	Metropolitan Property and Casualty Insurance Company	RI.....	IA.....	MetLife International Holdings, LLC.....	Ownership.....	100.000	MetLife, Inc.....	Y
0241	MetLife.....	39950...	22-2342710..	Metropolitan Property and Casualty Insurance Company	RI.....	IA.....	MetLife International Holdings, LLC.....	Ownership.....	100.000	MetLife, Inc.....	N
0241	MetLife.....	40169...	05-0393243..	Metropolitan General Insurance Company.....	RI.....	IA.....	Metropolitan Property and Casualty Insurance Company	Ownership.....	100.000	MetLife, Inc.....	N
0241	MetLife.....	40169...	05-0393243..	Metropolitan Casualty Insurance Company.....	RI.....	IA.....	Metropolitan Property and Casualty Insurance Company	Ownership.....	100.000	MetLife, Inc.....	N

Q13.7

SCHEDULE Y

PART 1A - DETAIL OF INSURANCE HOLDING COMPANY SYSTEM

1	2	3	4	5	6	7	8	9	10	11	12	13	14	15	16
Group Code	Group Name	NAIC Company Code	ID Number	Federal RSSD	CIK	Name of Securities Exchange if Publicly Traded (U.S. or International)	Names of Parent, Subsidiaries or Affiliates	Domiciliary Location	Relationship to Reporting Entity	Directly Controlled by (Name of Entity/Person)	Type of Control (Ownership Board, Management Attorney-in-Fact, Influence, Other)	If Control is Ownership Provide Percentage	Ultimate Controlling Entity(ies)/Person(s)	Is an SCA Filing Required? (Y/N)	*
0241	MetLife.....	25321...	23-1903575..				Metropolitan Direct Property and Casualty Insurance Company	RI.....	IA.....	Metropolitan Property and Casualty Insurance Company	Ownership.....	100.000	MetLife, Inc.....	N	
0241	MetLife.....	22926...	36-1022580..				Economy Fire & Casualty Company.....	IL.....	IA.....	Metropolitan Property and Casualty Insurance Company	Ownership.....	100.000	MetLife, Inc.....	N	
0241	MetLife.....	38067...	36-3027848..				Economy Preferred Insurance Company.....	IL.....	IA.....	Economy Fire & Casualty Company.....	Ownership.....	100.000	MetLife, Inc.....	N	
0241	MetLife.....	40649...	36-3105737..				Economy Premier Assurance Company.....	IL.....	IA.....	Economy Fire & Casualty Company.....	Ownership.....	100.000	MetLife, Inc.....	N	
0241	MetLife.....	00000...	95-3003951..				MetLife Auto & Home Insurance Agency, Inc.....	RI.....	IA.....	Metropolitan Property and Casualty Insurance Company	Ownership.....	100.000	MetLife, Inc.....	N	
0241	MetLife.....	34339...	13-2915260..				Metropolitan Group Property and Casualty Insurance Company	RI.....	IA.....	Metropolitan Property and Casualty Insurance Company	Ownership.....	100.000	MetLife, Inc.....	N	
0241	MetLife.....	00000...	05-0476998..				Metropolitan Lloyds, Inc.....	TX.....	NIA.....	Metropolitan Property and Casualty Insurance Company	Ownership.....	100.000	MetLife, Inc.....	Y	
0241	MetLife.....	13938...	75-2483187..				Metropolitan Lloyds Insurance Company of Texas	TX.....	IA.....	Metropolitan Lloyds, Inc.....	Attorney-in-fact.....		MetLife, Inc.....	N	
0241	MetLife.....	87726...	06-0566090..	1546103	733076		BrightHouse Life Insurance Company	DE.....	UDP.....	BrightHouse Holdings, LLC.....	Ownership.....	100.000	MetLife, Inc.....	Y	
0241	MetLife.....	00000...	13-2862391..				BrightHouse Securities, LLC	DE.....	NIA.....	BrightHouse Holdings, LLC.....	Ownership.....	100.000	MetLife, Inc.....	N	
0241	MetLife.....	91626...	04-2708937..		1030011		New England Life Insurance Company.....	MA.....	IA.....	BrightHouse Holdings, LLC.....	Ownership.....	100.000	MetLife, Inc.....	Y	
0241	MetLife.....	00000...	04-3240897..	4288440	1071039		BrightHouse Investment Advisers, LLC.....	MA.....	NIA.....	BrightHouse Holdings, LLC.....	Ownership.....	100.000	MetLife, Inc.....	N	
0241	MetLife.....	00000...	81-3094008..				BrightHouse Services, LLC	DE.....	NIA.....	BrightHouse Holdings, LLC.....	Ownership.....	100.000	MetLife, Inc.....	N	
0241	MetLife.....	00000...	47-4161401..				ML 1065 Hotel, LLC.....	DE.....	NIA.....	BrightHouse Life Insurance Company	Ownership.....	100.000	MetLife, Inc.....	N	
0241	MetLife.....	00000...					BrightHouse Renewables Holding, LLC.....	DE.....	NIA.....	BrightHouse Life Insurance Company	Ownership.....	100.000	MetLife, Inc.....	N	
0241	MetLife.....	00000...					Greater Sandhill I, LLC.....	DE.....	NIA.....	BrightHouse Renewables Holding, LLC.....	Ownership.....	100.000	MetLife, Inc.....	N	
0241	MetLife.....	00000...	01-0893117..				BrightHouse Connecticut Properties Ventures, LLC	DE.....	NIA.....	BrightHouse Life Insurance Company	Ownership.....	100.000	MetLife, Inc.....	N	
0241	MetLife.....	00000...	06-1576470..				One Financial Place Corporation.....	DE.....	NIA.....	BrightHouse Life Insurance Company	Ownership.....	100.000	MetLife, Inc.....	N	
0241	MetLife.....	00000...					Sino-US United MetLife Insurance Co. Ltd.....	CHN.....	IA.....	Metropolitan Life Insurance Company.....	Ownership.....	50.000	MetLife, Inc.....	N	
0241	MetLife.....	00000...					Euro TI Investments LLC.....	DE.....	NIA.....	BrightHouse Life Insurance Company	Ownership.....	100.000	MetLife, Inc.....	N	
0241	MetLife.....	00000...	46-3156033..		937869		BrightHouse Assignment Company.....	CT.....	NIA.....	BrightHouse Life Insurance Company	Ownership.....	100.000	MetLife, Inc.....	N	
0241	MetLife.....	00000...	26-0224429..				Daniel/BrightHouse Midtown Limited Liability Company	DE.....	NIA.....	BrightHouse Life Insurance Company	Ownership.....	100.000	MetLife, Inc.....	N	
0241	MetLife.....	00000...	26-0301826..				1075 Peachtree, LLC.....	DE.....	NIA.....	Daniel/BrightHouse Midtown Limited Liability Company	Ownership.....	100.000	MetLife, Inc.....	N	
0241	MetLife.....	00000...	27-0227067..				TLA Holdings II LLC.....	DE.....	NIA.....	BrightHouse Life Insurance Company	Ownership.....	100.000	MetLife, Inc.....	N	
0241	MetLife.....	00000...	27-1320082..				TLA Holdings III LLC.....	DE.....	NIA.....	BrightHouse Life Insurance Company	Ownership.....	100.000	MetLife, Inc.....	N	
0241	MetLife.....	00000...					TIC European Real Estate LP, LLC.....	DE.....	NIA.....	BrightHouse Life Insurance Company	Ownership.....	100.000	MetLife, Inc.....	N	
0241	MetLife.....	00000...	74-3261395..				TLA Holdings LLC.....	DE.....	NIA.....	BrightHouse Life Insurance Company	Ownership.....	100.000	MetLife, Inc.....	N	
0241	MetLife.....	00000...	51-0099394..				The Prospect Company.....	DE.....	NIA.....	TLA Holdings LLC.....	Ownership.....	100.000	MetLife, Inc.....	N	

Q13.8

SCHEDULE Y

PART 1A - DETAIL OF INSURANCE HOLDING COMPANY SYSTEM

1	2	3	4	5	6	7	8	9	10	11	12	13	14	15	16
Group Code	Group Name	NAIC Company Code	ID Number	Federal RSSD	CIK	Name of Securities Exchange if Publicly Traded (U.S. or International)	Names of Parent, Subsidiaries or Affiliates	Domiciliary Location	Relationship to Reporting Entity	Directly Controlled by (Name of Entity/Person)	Type of Control (Ownership Board, Management Attorney-in-Fact, Influence, Other)	If Control is Ownership Provide Percentage	Ultimate Controlling Entity(ies)/Person(s)	Is an SCA Filing Required? (Y/N)	*
0241	MetLife.....	16073..	81-4750360..				BrightHouse Reinsurance Company of Delaware (DE)	DE.....	IA.....	BrightHouse Life Insurance Company	Ownership.....	100.000	MetLife, Inc.....	N	
0241	MetLife.....	00000..					Euro TL Investments LLC.....	DE.....	NIA.....	BrightHouse Life Insurance Company	Ownership.....	100.000	MetLife, Inc.....	N	
0241	MetLife.....	00000..	13-4153151..				MetLife Canadian Property Ventures LLC.....	NY.....	NIA.....	Metropolitan Life Insurance Company.....	Ownership.....	100.000	MetLife, Inc.....	N	
0241	MetLife.....	00000..					MetLife Property Ventures Canada ULC.....	CAN.....	NIA.....	Metropolitan Life Insurance Company.....	Ownership.....	100.000	MetLife, Inc.....	N	
0241	MetLife.....	97136..	13-3114906..	3219773			Metropolitan Tower Life Insurance Company.....	DE.....	IA.....	MetLife, Inc.....	Ownership.....	100.000	MetLife, Inc.....	N	
0241	MetLife.....	00000..	38-4035918..				MetLife Assignment Company, Inc (DE).....	DE.....	NIA.....	Metropolitan Tower Life Insurance Company...	Ownership.....	100.000	MetLife, Inc.....	Y	
0241	MetLife.....	00000..					EntreCap Real Estate II, LLC.....	DE.....	NIA.....	Metropolitan Tower Life Insurance Company...	Ownership.....	100.000	MetLife, Inc.....	N	
0241	MetLife.....	00000..					PREFCO Dix-Huit LLC.....	CT.....	NIA.....	EntreCap Real Estate II, LLC.....	Ownership.....	100.000	MetLife, Inc.....	N	
0241	MetLife.....	00000..					PREFCO X Holdings LLC.....	CT.....	NIA.....	EntreCap Real Estate II, LLC.....	Ownership.....	100.000	MetLife, Inc.....	N	
0241	MetLife.....	00000..					PREFCO Ten Limited Partnership.....	CT.....	NIA.....	EntreCap Real Estate II, LLC.....	Ownership.....	99.900	MetLife, Inc.....	N	
0241	MetLife.....	00000..					PREFCO Ten Limited Partnership.....	CT.....	NIA.....	PREFCO X Holdings LLC.....	Ownership.....	0.100	MetLife, Inc.....	N	
0241	MetLife.....	00000..					PREFCO Vingt LLC.....	CT.....	NIA.....	EntreCap Real Estate II, LLC.....	Ownership.....	100.000	MetLife, Inc.....	N	
0241	MetLife.....	00000..					PREFCO Twenty Limited Partnership.....	CT.....	NIA.....	EntreCap Real Estate II, LLC.....	Ownership.....	99.000	MetLife, Inc.....	N	
0241	MetLife.....	00000..					PREFCO Twenty Limited Partnership.....	CT.....	NIA.....	PREFCO Vingt LLC.....	Ownership.....	1.000	MetLife, Inc.....	N	
0241	MetLife.....	00000..					Plaza Drive Properties, LLC.....	DE.....	NIA.....	Metropolitan Tower Life Insurance Company...	Ownership.....	100.000	MetLife, Inc.....	N	
0241	MetLife.....	00000..					MTL Leasing, LLC.....	DE.....	NIA.....	Metropolitan Tower Life Insurance Company...	Ownership.....	100.000	MetLife, Inc.....	N	
0241	MetLife.....	00000..					PREFCO IX Realty LLC.....	CT.....	NIA.....	MTL Leasing, LLC.....	Ownership.....	100.000	MetLife, Inc.....	N	
0241	MetLife.....	00000..					PREFCO XIV Holdings LLC.....	CT.....	NIA.....	MTL Leasing, LLC.....	Ownership.....	100.000	MetLife, Inc.....	N	
0241	MetLife.....	00000..					PREFCO Fourteen Limited Partnership.....	CT.....	NIA.....	MTL Leasing, LLC.....	Ownership.....	99.900	MetLife, Inc.....	N	
0241	MetLife.....	00000..					PREFCO Fourteen Limited Partnership.....	CT.....	NIA.....	PREFCO XIV Holdings LLC.....	Ownership.....	0.100	MetLife, Inc.....	N	
0241	MetLife.....	00000..					1320 Venture LLC.....	DE.....	NIA.....	MTL Leasing, LLC.....	Ownership.....	100.000	MetLife, Inc.....	N	
0241	MetLife.....	00000..	13-3114906..				1320 GP LLC.....	DE.....	NIA.....	MTL Leasing, LLC.....	Ownership.....	100.000	MetLife, Inc.....	N	
0241	MetLife.....	00000..	38-3846857..				1320 Owner LP.....	DE.....	NIA.....	1320 Venture LLC.....	Ownership.....	99.900	MetLife, Inc.....	N	
0241	MetLife.....	00000..	38-3846857..				1320 Owner LP.....	DE.....	NIA.....	1320 GP LLC.....	Ownership.....	0.100	MetLife, Inc.....	N	
0241	MetLife.....	00000..			3077272		MetLife Chile Inversiones Limitada.....	CHL.....	NIA.....	MetLife, Inc.....	Ownership.....	72.351	MetLife, Inc.....	N	
0241	MetLife.....	00000..			3077272		MetLife Chile Inversiones Limitada.....	CHL.....	NIA.....	Inversiones MetLife Holdco Dos Limitada.....	Ownership.....	2.767	MetLife, Inc.....	N	
0241	MetLife.....	00000..			3077272		MetLife Chile Inversiones Limitada.....	CHL.....	NIA.....	Natiloportem Holdings, LLC.....	Ownership.....		MetLife, Inc.....	N	
0241	MetLife.....	00000..			3077272		MetLife Chile Inversiones Limitada.....	CHL.....	NIA.....	American Life Insurance Company.....	Ownership.....	24.882	MetLife, Inc.....	N	
0241	MetLife.....	00000..	AA-2280000..		3179774		MetLife Chile Seguros de Vida S.A.....	CHL.....	IA.....	MetLife Chile Inversiones Limitada.....	Ownership.....	99.997	MetLife, Inc.....	N	
0241	MetLife.....	00000..	AA-2280000..		3179774		MetLife Chile Seguros de Vida S.A.....	CHL.....	IA.....	International Technical and Advisory Services Limited (USA-Delaware)	Ownership.....	0.003	MetLife, Inc.....	N	
0241	MetLife.....	00000..					Inversiones MetLife Holdco Tres Limitada (Chile)	CHL.....	NIA.....	MetLife Chile Inversiones Limitada.....	Ownership.....	97.130	MetLife, Inc.....	N	
0241	MetLife.....	00000..					Inversiones MetLife Holdco Tres Limitada (Chile)	CHL.....	NIA.....	Inversiones MetLife Holdco Dos Limitada.....	Ownership.....	2.870	MetLife, Inc.....	N	

Q13.9

SCHEDULE Y

PART 1A - DETAIL OF INSURANCE HOLDING COMPANY SYSTEM

1	2	3	4	5	6	7	8	9	10	11	12	13	14	15	16
Group Code	Group Name	NAIC Company Code	ID Number	Federal RSSD	CIK	Name of Securities Exchange if Publicly Traded (U.S. or International)	Names of Parent, Subsidiaries or Affiliates	Domiciliary Location	Relationship to Reporting Entity	Directly Controlled by (Name of Entity/Person)	Type of Control (Ownership Board, Management Attorney-in-Fact, Influence, Other)	If Control is Ownership Provide Percentage	Ultimate Controlling Entity(ies)/Person(s)	Is an SCA Filing Required? (Y/N)	*
0241	MetLife.....	00000..					AFP Provida S.A. (Chile)	CHL.....	NIA.....	MetLife Chile Inversiones Limitada.....	Ownership.....10.922	MetLife, Inc.....	N	
0241	MetLife.....	00000..					AFP Provida S.A. (Chile)	CHL.....	NIA.....	Inversiones MetLife Holdco Tres Limitada.....	Ownership.....42.382	MetLife, Inc.....	N	
0241	MetLife.....	00000..					AFP Provida S.A. (Chile)	CHL.....	NIA.....	Inversiones MetLife Holdco Dos Limitada.....	Ownership.....42.382	MetLife, Inc.....	N	
0241	MetLife.....	00000..		4255282			MetLife Chile Administradora de Mutuos Hipotecarios S.A.	CHL.....	NIA.....	MetLife Chile Seguros de Vida S.A.....	Ownership.....99.900	MetLife, Inc.....	N	
0241	MetLife.....	00000..		4255282			MetLife Chile Administradora de Mutuos Hipotecarios S.A.	CHL.....	NIA.....	MetLife Chile Inversiones Limitada.....	Ownership.....0.100	MetLife, Inc.....	N	
0241	MetLife.....	00000..		4255086			Legal Chile S.A. (Chile).....	CHL.....	NIA.....	MetLife Chile Inversiones Limitada.....	Ownership.....51.000	MetLife, Inc.....	N	
0241	MetLife.....	00000..		4255095			Legagroup S.A. (Chile).....	CHL.....	NIA.....	Legal Chile S.A. (Chile).....	Ownership.....99.000	MetLife, Inc.....	N	
0241	MetLife.....	00000..					Provida Internacional S.A. (Chile)	CHL.....	NIA.....	AFP Provida S.A.	Ownership.....99.990	MetLife, Inc.....	N	
0241	MetLife.....	00000..					Provida Internacional S.A. (Chile)	CHL.....	NIA.....	MetLife Chile Inversiones Limitada.....	Ownership.....0.010	MetLife, Inc.....	N	
0241	MetLife.....	00000..					AFP Genesis Administradora de Fondos y Fidecomisos S.A. (Ecuador)	ECU.....	NIA.....	Provida Internacional S.A.	Ownership.....99.900	MetLife, Inc.....	N	
0241	MetLife.....	00000..					AFP Genesis Administradora de Fondos y Fidecomisos S.A. (Ecuador)	ECU.....	NIA.....	AFP Provida S.A.	Ownership.....0.100	MetLife, Inc.....	N	
0241	MetLife.....	00000..					MetLife Chile Seguros Generales S.A. (Chile)	CHL.....	IA.....	MetLife Chile Inversiones Limitada.....	Ownership.....99.980	MetLife, Inc.....	N	
0241	MetLife.....	00000..					MetLife Chile Seguros Generales S.A. (Chile)	CHL.....	IA.....	Inversiones MetLife Holdco Dos Limitada.....	Ownership.....0.020	MetLife, Inc.....	N	
0241	MetLife.....	00000..	52-1528581..	3921834	727303		SafeGuard Health Enterprises, Inc.....	DE.....	NIA.....	MetLife, Inc.....	Ownership.....100.000	MetLife, Inc.....	N	
0241	MetLife.....	95747..	93-0864866..		6324		SafeGuard Health Plans, Inc. (NV).....	NV.....	NIA.....	SafeGuard Health Enterprises, Inc.....	Ownership.....100.000	MetLife, Inc.....	N	
0241	MetLife.....	14170..	33-0733552..		6324		MetLife Health Plans, Inc.....	NJ.....	NIA.....	SafeGuard Health Enterprises, Inc.....	Ownership.....100.000	MetLife, Inc.....	N	
0241	MetLife.....	00000..	95-2879515..		6324		SafeGuard Health Plans, Inc. (CA).....	CA.....	NIA.....	SafeGuard Health Enterprises, Inc.....	Ownership.....100.000	MetLife, Inc.....	N	
0241	MetLife.....	79014..	33-0515751..		6324		SafeHealth Life Insurance Company.....	CA.....	NIA.....	SafeGuard Health Enterprises, Inc.....	Ownership.....100.000	MetLife, Inc.....	N	
0241	MetLife.....	52009..	65-0073323..		6324		SafeGuard Health Plans, Inc. (FL).....	FL.....	NIA.....	SafeGuard Health Enterprises, Inc.....	Ownership.....100.000	MetLife, Inc.....	N	
0241	MetLife.....	95051..	75-2046497..		6324		SafeGuard Health Plans, Inc. (TX).....	TX.....	NIA.....	SafeGuard Health Enterprises, Inc.....	Ownership.....100.000	MetLife, Inc.....	N	
0241	MetLife.....	00000..	98-1099650..				MetLife Global Benefits, Ltd.....	CYM.....	NIA.....	MetLife, Inc.....	Ownership.....100.000	MetLife, Inc.....	N	
0241	MetLife.....	00000..	36-3665871..	3165900			Cova Life Management Company.....	DE.....	NIA.....	MetLife, Inc.....	Ownership.....100.000	MetLife, Inc.....	N	
0241	MetLife.....	00000..		3817825			MetLife Services and Solutions, LLC.....	DE.....	NIA.....	MetLife, Inc.....	Ownership.....100.000	MetLife, Inc.....	N	
0241	MetLife.....	00000..		3818523			MetLife Solutions Pte. Ltd.....	SGP.....	NIA.....	MetLife Services and Solutions, LLC.....	Ownership.....100.000	MetLife, Inc.....	N	
0241	MetLife.....	00000..	98-0613376..	3818550			MetLife Global Operations Support Center Private Limited	IND.....	NIA.....	MetLife Solutions Pte. Ltd.....	Ownership.....100.000	MetLife, Inc.....	N	
0241	MetLife.....	00000..	98-0613376..	3818550			MetLife Global Operations Support Center Private Limited	IND.....	NIA.....	Natiloportem Holdings, LLC.....	Ownership.....	MetLife, Inc.....	N	
0241	MetLife.....	00000..		3818541			MetLife Services East Private Limited.....	IND.....	NIA.....	MetLife Solutions Pte. Ltd.....	Ownership.....99.990	MetLife, Inc.....	N	
0241	MetLife.....	00000..		3818541			MetLife Services East Private Limited.....	IND.....	NIA.....	Natiloportem Holdings, LLC.....	Ownership.....0.010	MetLife, Inc.....	N	
0241	MetLife.....	00000..	22-3805708..	3302488			Newbury Insurance Company, Limited.....	DE.....	IA.....	MetLife, Inc.....	Ownership.....100.000	MetLife, Inc.....	N	
0241	MetLife.....	60992..	13-3690700..	3302479	1167609		BrightHouse Life Insurance Company of NY.....	NY.....	RE.....	BrightHouse Life Insurance Company	Ownership.....100.000	MetLife, Inc.....	N	
0241	MetLife.....	00000..	13-3179826..	3219782			Enterprise General Insurance Agency, Inc.....	DE.....	IA.....	MetLife, Inc.....	Ownership.....100.000	MetLife, Inc.....	N	

Q13.10

SCHEDULE Y

PART 1A - DETAIL OF INSURANCE HOLDING COMPANY SYSTEM

1	2	3	4	5	6	7	8	9	10	11	12	13	14	15	16
Group Code	Group Name	NAIC Company Code	ID Number	Federal RSSD	CIK	Name of Securities Exchange if Publicly Traded (U.S. or International)	Names of Parent, Subsidiaries or Affiliates	Domiciliary Location	Relationship to Reporting Entity	Directly Controlled by (Name of Entity/Person)	Type of Control (Ownership Board, Management Attorney-in-Fact, Influence, Other)	If Control is Ownership Provide Percentage	Ultimate Controlling Entity(ies)/Person(s)	Is an SCA Filing Required? (Y/N)	*
0241	MetLife.....	13626..	20-5819518..	..3921870	MetLife Reinsurance Company of Charleston.....	SC.....	IA.....	MetLife, Inc.....	Ownership.....	...100.000	MetLife, Inc.....	N
0241	MetLife.....	00000..	26-6122204..	..4254959	MetLife Capital Trust IV.....	DE.....	NIA.....	MetLife, Inc.....	Ownership.....	...100.000	MetLife, Inc.....	N
0241	MetLife.....	00000..	27-0858844..	..4278786	MetLife Home Loans LLC.....	DE.....	NIA.....	MetLife, Inc.....	Ownership.....	...100.000	MetLife, Inc.....	N
0241	MetLife.....	00000..	75-2417735..	..2602211	Federal Flood Certification LLC.....	TX.....	NIA.....	MetLife, Inc.....	Ownership.....	...100.000	MetLife, Inc.....	N
0241	MetLife.....	00000..	55-0790010..	..3165807	MetLife Group, Inc.....	NY.....	NIA.....	MetLife, Inc.....	Ownership.....	...100.000	MetLife, Inc.....	N
0241	MetLife.....	00000..4242086	MetLife Standby I, LLC.....	DE.....	NIA.....	MetLife, Inc.....	Ownership.....	...100.000	MetLife, Inc.....	N
0241	MetLife.....	00000..3576355	MetLife Investment Advisors, LLC.....	DE.....	NIA.....	MetLife, Inc.....	Ownership.....	...100.000	MetLife, Inc.....	N
0241	MetLife.....	00000..	MLIA SBAF Manager, LLC (DE).....	DE.....	NIA.....	MetLife Investment Advisors, LLC.....	Ownership.....	...100.000	MetLife, Inc.....	N
0241	MetLife.....	00000..	20-4607161..	MetLife European Holdings, LLC.....	DE.....	NIA.....	MetLife, Inc.....	Ownership.....	...100.000	MetLife, Inc.....	N
0241	MetLife.....	00000..	MetLife Core Property Fund GP, LLC.....	DE.....	NIA.....	MetLife Investment Advisors, LLC.....	Ownership.....	...100.000	MetLife, Inc.....	N
0241	MetLife.....	00000..	80-0946518..	MetLife Core Property Fund, LP.....	DE.....	NIA.....	Metropolitan Life Insurance Company.....	Ownership.....	...20.060	MetLife, Inc.....	N
0241	MetLife.....	00000..	80-0946518..	MetLife Core Property Fund, LP.....	DE.....	NIA.....	Metropolitan Life Insurance Company (on behalf of Sep Acct 746)	Ownership.....	...3.240	MetLife, Inc.....	N
0241	MetLife.....	00000..	80-0946518..	MetLife Core Property Fund, LP.....	DE.....	NIA.....	MetLife Insurance Company of Korea, Limited	Ownership.....	...2.910	MetLife, Inc.....	N
0241	MetLife.....	00000..	80-0946518..	MetLife Core Property Fund, LP.....	DE.....	NIA.....	General American Life Insurance Company....	Ownership.....	...0.070	MetLife, Inc.....	N
0241	MetLife.....	00000..	80-0946518..	MetLife Core Property Fund, LP.....	DE.....	NIA.....	BrightHouse Life Insurance Company.....	Ownership.....	...0.140	MetLife, Inc.....	N
0241	MetLife.....	00000..	80-0947139..	MetLife Core Property REIT, LLC.....	DE.....	NIA.....	MetLife Core Property Fund, LP.....	Ownership.....	...100.000	MetLife, Inc.....	N
0241	MetLife.....	00000..	46-3934926..	MetLife Core Property Holdings, LLC.....	DE.....	NIA.....	MetLife Core Property REIT, LLC.....	Ownership.....	...100.000	MetLife, Inc.....	N
0241	MetLife.....	00000..	MCP Property Management LLC (DE).....	DE.....	NIA.....	MetLife Core Property Holdings, LLC.....	Ownership.....	...100.000	MetLife, Inc.....	N
0241	MetLife.....	00000..	13-4075851..	MetLife Commercial Mortgage Income Fund GP, LLC	DE.....	NIA.....	MetLife Investment Advisors, LLC.....	Ownership.....	...100.000	MetLife, Inc.....	N
0241	MetLife.....	00000..	47-2630137..	MetLife Commercial Mortgage Income Fund LP	DE.....	NIA.....	Metropolitan Life Insurance Company.....	Ownership.....	...30.090	MetLife, Inc.....	N
0241	MetLife.....	00000..	47-2630137..	MetLife Commercial Mortgage Income Fund LP	DE.....	NIA.....	BrightHouse Life Insurance Company.....	Ownership.....	...10.030	MetLife, Inc.....	N
0241	MetLife.....	00000..	47-2630137..	MetLife Commercial Mortgage Income Fund LP	DE.....	NIA.....	MetLife Insurance Company of Korea, Limited	Ownership.....	...4.930	MetLife, Inc.....	N
0241	MetLife.....	00000..	47-2630137..	MetLife Commercial Mortgage Income Fund LP	DE.....	NIA.....	MetLife Limited.....	Ownership.....	...3.380	MetLife, Inc.....	N
0241	MetLife.....	00000..	47-2630137..	MetLife Commercial Mortgage Income Fund LP	DE.....	NIA.....	Metropolitan Life Insurance Company of Hong Kong Limited	Ownership.....	...0.680	MetLife, Inc.....	N
0241	MetLife.....	00000..	47-2688528..	MetLife Commercial Mortgage REIT, LLC.....	DE.....	NIA.....	MetLife Commercial Mortgage Income Fund, LP	Ownership.....	...100.000	MetLife, Inc.....	N
0241	MetLife.....	00000..	47-2703778..	MetLife Commercial Mortgage Originator, LLC..	DE.....	NIA.....	MetLife Commercial Mortgage REIT, LLC.....	Ownership.....	...100.000	MetLife, Inc.....	N
0241	MetLife.....	00000..	47-5495603..	MCMIF Holdco I, LLC.....	DE.....	NIA.....	MetLife Commercial Mortgage Originator, LLC.	Ownership.....	...100.000	MetLife, Inc.....	N
0241	MetLife.....	00000..	MetLife International PE Fund I, LP.....	CYM.....	NIA.....	MetLife Insurance K.K. (Japan).....	Ownership.....	...92.593	MetLife, Inc.....	N

Q13.11

SCHEDULE Y

PART 1A - DETAIL OF INSURANCE HOLDING COMPANY SYSTEM

1	2	3	4	5	6	7	8	9	10	11	12	13	14	15	16
Group Code	Group Name	NAIC Company Code	ID Number	Federal RSSD	CIK	Name of Securities Exchange if Publicly Traded (U.S. or International)	Names of Parent, Subsidiaries or Affiliates	Domiciliary Location	Relationship to Reporting Entity	Directly Controlled by (Name of Entity/Person)	Type of Control (Ownership Board, Management Attorney-in-Fact, Influence, Other)	If Control is Ownership Provide Percentage	Ultimate Controlling Entity(ies)/Person(s)	Is an SCA Filing Required? (Y/N)	*
0241	MetLife.....	00000...					MetLife International PE Fund I, LP.....	CYM.....	NIA.....	Metropolitan Life Insurance Company of Hong Kong Limited	Ownership.....0.576	MetLife, Inc.....	N	
0241	MetLife.....	00000...					MetLife International PE Fund I, LP.....	CYM.....	NIA.....	MetLife Limited (Hong Kong).....	Ownership.....2.716	MetLife, Inc.....	N	
0241	MetLife.....	00000...					MetLife International PE Fund I, LP.....	CYM.....	NIA.....	MetLife Mexico S.A.....	Ownership.....4.115	MetLife, Inc.....	N	
0241	MetLife.....	00000...					MetLife Alternatives GP, LLC.....	DE.....	NIA.....	MetLife Investment Advisors, LLC.....	Ownership.....100.000	MetLife, Inc.....	N	
0241	MetLife.....	00000...	98-1150291..				MetLife International HF Partners, LP.....	CYM.....	NIA.....	MetLife Insurance K.K. (Japan).....	Ownership.....88.220	MetLife, Inc.....	N	
0241	MetLife.....	00000...	98-1150291..				MetLife International HF Partners, LP.....	CYM.....	NIA.....	MetLife Insurance Company of Korea, Limited	Ownership.....9.470	MetLife, Inc.....	N	
0241	MetLife.....	00000...	98-1150291..				MetLife International HF Partners, LP.....	CYM.....	NIA.....	MetLife Limited (Hong Kong).....	Ownership.....2.290	MetLife, Inc.....	N	
0241	MetLife.....	00000...	98-1150291..				MetLife International HF Partners, LP.....	CYM.....	NIA.....	MetLife Alternatives GP, LLC.....	Ownership.....0.020	MetLife, Inc.....	N	
0241	MetLife.....	00000...	98-1162663..				MetLife International PE Fund II, LP.....	CYM.....	NIA.....	MetLife Insurance K.K. (Japan).....	Ownership.....94.540	MetLife, Inc.....	N	
0241	MetLife.....	00000...	98-1162663..				MetLife International PE Fund II, LP.....	CYM.....	NIA.....	MetLife Limited (Hong Kong).....	Ownership.....2.770	MetLife, Inc.....	N	
0241	MetLife.....	00000...	98-1162663..				MetLife International PE Fund II, LP.....	CYM.....	NIA.....	MetLife Mexico S.A.....	Ownership.....2.100	MetLife, Inc.....	N	
0241	MetLife.....	00000...	98-1162663..				MetLife International PE Fund II, LP.....	CYM.....	NIA.....	Metropolitan Life Insurance Company of Hong Kong Limited	Ownership.....0.590	MetLife, Inc.....	N	
0241	MetLife.....	00000...	98-1226825..				MetLife International PE Fund III, LP.....	CYM.....	NIA.....	MetLife Insurance K.K. (Japan).....	Ownership.....88.930	MetLife, Inc.....	N	
0241	MetLife.....	00000...	98-1226825..				MetLife International PE Fund III, LP.....	CYM.....	NIA.....	MetLife Insurance Company of Korea, Limited	Ownership.....7.910	MetLife, Inc.....	N	
0241	MetLife.....	00000...	98-1226825..				MetLife International PE Fund III, LP.....	CYM.....	NIA.....	Metropolitan Life Insurance Company of Hong Kong Limited	Ownership.....0.550	MetLife, Inc.....	N	
0241	MetLife.....	00000...	98-1226825..				MetLife International PE Fund III, LP.....	CYM.....	NIA.....	MetLife Limited (Hong Kong).....	Ownership.....2.610	MetLife, Inc.....	N	
0241	MetLife.....	00000...					MetLife International PE Fund IV, LP.....	CYM.....	NIA.....	MetLife Insurance K.K. (Japan).....	Ownership.....94.700	MetLife, Inc.....	N	
0241	MetLife.....	00000...					MetLife International PE Fund IV, LP.....	CYM.....	NIA.....	MetLife Insurance Company of Korea, Limited	Ownership.....3.790	MetLife, Inc.....	N	
0241	MetLife.....	00000...					MetLife International PE Fund IV, LP.....	CYM.....	NIA.....	MetLife Limited (Hong Kong).....	Ownership.....1.510	MetLife, Inc.....	N	
0241	MetLife.....	00000...					MetLife Loan Asset Management, LLC.....	DE.....	NIA.....	MetLife Investment Advisors, LLC.....	Ownership.....100.000	MetLife, Inc.....	N	
0241	MetLife.....	00000...	46-4140926..				MIM Property Management, LLC.....	DE.....	NIA.....	MetLife Investment Advisors, LLC.....	Ownership.....100.000	MetLife, Inc.....	N	
0241	MetLife.....	13092...	26-1511401..	4300892			MetLife Reinsurance Company of Vermont.....	VT.....	IA.....	MetLife, Inc.....	Ownership.....100.000	MetLife, Inc.....	N	
0241	MetLife.....	62634...	51-0104167..	4255107			Delaware American Life Insurance Company.....	DE.....	IA.....	MetLife, Inc.....	Ownership.....100.000	MetLife, Inc.....	N	
0241	MetLife.....	00000...	27-1206753..				MetLife Consumer Services, Inc.....	DE.....	NIA.....	MetLife, Inc.....	Ownership.....100.000	MetLife, Inc.....	N	
0241	MetLife.....	00000...					BrightHouse Financial, Inc.....	DE.....	NIA.....	MetLife, Inc.....	Ownership.....100.000	MetLife, Inc.....	N	
0241	MetLife.....	00000...					BrightHouse Holdings, LLC.....	DE.....	UIP.....	MetLife, Inc.....	Ownership.....100.000	MetLife, Inc.....	N	
0241	MetLife.....	00000...					MetLife Insurance Brokerage, Inc.....	NY.....	NIA.....	MetLife, Inc.....	Ownership.....100.000	MetLife, Inc.....	N	
0241	MetLife.....	60690...	98-0000065..	4247326			American Life Insurance Company.....	DE.....	IA.....	MetLife, Inc.....	Ownership.....100.000	MetLife, Inc.....	N	
0241	MetLife.....	00000...	AA-1580066..				MetLife Insurance K.K. (Japan).....	JPN.....	IA.....	American Life Insurance Company.....	Ownership.....100.000	MetLife, Inc.....	N	
0241	MetLife.....	00000...					Communication One Kabushiki Kaisha (Japan).....	JPN.....	NIA.....	MetLife Insurance K.K. (Japan).....	Ownership.....100.000	MetLife, Inc.....	N	
0241	MetLife.....	00000...					MetLife Life Insurance Company (Egypt).....	EGY.....	IA.....	MetLife Global Holding Company I GmbH (Swiss)	Ownership.....84.125	MetLife, Inc.....	N	
0241	MetLife.....	00000...	AA-1860015..				MetLife Emeklilik ve Hayat A.S. (Turkey).....	TUR.....	IA.....	MetLife Global Holding Company II GmbH (Swiss)	Ownership.....99.980	MetLife, Inc.....	N	

Q13.12

SCHEDULE Y

PART 1A - DETAIL OF INSURANCE HOLDING COMPANY SYSTEM

1	2	3	4	5	6	7	8	9	10	11	12	13	14	15	16
Group Code	Group Name	NAIC Company Code	ID Number	Federal RSSD	CIK	Name of Securities Exchange if Publicly Traded (U.S. or International)	Names of Parent, Subsidiaries or Affiliates	Domiciliary Location	Relationship to Reporting Entity	Directly Controlled by (Name of Entity/Person)	Type of Control (Ownership Board, Management Attorney-in-Fact, Influence, Other)	If Control is Ownership Provide Percentage	Ultimate Controlling Entity(ies)/Person(s)	Is an SCA Filing Required? (Y/N)	*
0241	MetLife.....	00000..					MetLife Life Insurance S.A. (Greece).....	GRC.....	IA.....	MetLife EU Holding Company Limited (Ireland)	Ownership.....	100.000	MetLife, Inc.....	N	
0241	MetLife.....	00000..		4255349			MetLife Mutual Fund Company (Greece).....	GRC.....	NIA.....	MetLife Life Insurance Company S.A.....	Ownership.....	90.000	MetLife, Inc.....	N	
0241	MetLife.....	00000..		4304032			International Investment Holding Company Limited (Russia)	RUS.....	NIA.....	American Life Insurance Company	Ownership.....	100.000	MetLife, Inc.....	N	
0241	MetLife.....	00000..					UBB-MetLife Zhivotozastrahovatelno Drujestvo AD (Bulgaria)	BGR.....	IA.....	MetLife EU Holding Company Limited (Ireland)	Ownership.....	40.000	MetLife, Inc.....	N	
0241	MetLife.....	00000..					MetLife American International Group and Arab National Bank Cooperative Insurance Company	SAU.....	IA.....	American Life Insurance Company	Ownership.....	30.000	MetLife, Inc.....	N	
0241	MetLife.....	00000..		4250072			PJSC MetLife (Ukraine).....	UKR.....	IA.....	MetLife Global Holding Company II GmbH (Swiss)	Ownership.....	99.999	MetLife, Inc.....	N	
0241	MetLife.....	00000..		4250072			PJSC MetLife (Ukraine).....	UKR.....	IA.....	International Technical and Advisory Services Limited (USA-Delaware)	Ownership.....	0.001	MetLife, Inc.....	N	
0241	MetLife.....	00000..		4250072			PJSC MetLife (Ukraine).....	UKR.....	IA.....	Borderland Investments Limited (USA-Delaware)	Ownership.....	0.001	MetLife, Inc.....	N	
0241	MetLife.....	00000..					MetLife Innovation Centre Limited.....	IRL.....	IA.....	MetLife Global Holding Company II GmbH (Swiss)	Ownership.....	99.999	MetLife, Inc.....	N	
0241	MetLife.....	00000..	51-0205283..				International Technical and Advisory Services Limited (USA-Delaware)	DE.....	NIA.....	American Life Insurance Company	Ownership.....	100.000	MetLife, Inc.....	N	
0241	MetLife.....	00000..	02-0649743..				Borderland Investments Limited (USA-Delaware)	DE.....	NIA.....	American Life Insurance Company	Ownership.....	100.000	MetLife, Inc.....	N	
0241	MetLife.....	00000..					ALICO Hellas Single Member Limited Liability Company (Greece)	GRC.....	NIA.....	Borderland Investments Limited (USA-Delaware)	Ownership.....	100.000	MetLife, Inc.....	N	
0241	MetLife.....	00000..					MetLife Asset Management Corp. (Japan).....	JPN.....	NIA.....	ALICO Operations, LLC (DE).....	Ownership.....	100.000	MetLife, Inc.....	N	
0241	MetLife.....	00000..		4249311			MetLife Mas, S.A. de C.V (Mexico).....	MEX.....	IA.....	MetLife International Holdings, LLC.....	Ownership.....	100.000	MetLife, Inc.....	N	
0241	MetLife.....	00000..		4249311			MetLife Mas, S.A. de C.V (Mexico).....	MEX.....	IA.....	International Technical and Advisory Services Limited (USA-Delaware)	Ownership.....		MetLife, Inc.....	N	
0241	MetLife.....	00000..		4251293			MetLife Seguros S.A. (Uruguay).....	URY.....	IA.....	ALICO Operations, LLC (DE).....	Ownership.....	100.000	MetLife, Inc.....	N	
0241	MetLife.....	00000..					MetLife Colombia Seguros de Vida S.A. (Columbia)	COL.....	IA.....	MetLife Global Holding Company II GmbH (Swiss)	Ownership.....	90.000	MetLife, Inc.....	N	
0241	MetLife.....	00000..					MetLife Colombia Seguros de Vida S.A. (Columbia)	COL.....	IA.....	MetLife Global Holding Company I GmbH (Swiss)	Ownership.....	10.000	MetLife, Inc.....	N	
0241	MetLife.....	00000..					MetLife Colombia Seguros de Vida S.A. (Columbia)	COL.....	IA.....	International Technical and Advisory Services Limited (USA-Delaware)	Ownership.....		MetLife, Inc.....	N	
0241	MetLife.....	00000..					MetLife Colombia Seguros de Vida S.A. (Columbia)	COL.....	IA.....	Borderland Investments Limited (USA-Delaware)	Ownership.....		MetLife, Inc.....	N	

Q13.13

SCHEDULE Y

PART 1A - DETAIL OF INSURANCE HOLDING COMPANY SYSTEM

1	2	3	4	5	6	7	8	9	10	11	12	13	14	15	16
Group Code	Group Name	NAIC Company Code	ID Number	Federal RSSD	CIK	Name of Securities Exchange if Publicly Traded (U.S. or International)	Names of Parent, Subsidiaries or Affiliates	Domiciliary Location	Relationship to Reporting Entity	Directly Controlled by (Name of Entity/Person)	Type of Control (Ownership Board, Management Attorney-in-Fact, Influence, Other)	If Control is Ownership Provide Percentage	Ultimate Controlling Entity(ies)/Person(s)	Is an SCA Filing Required? (Y/N)	*
0241	MetLife.....	00000...					MetLife Colombia Seguros de Vida S.A. (Columbia)	COL.....	IA.....	Natloportem Holdings, LLC.....	Ownership.....		MetLife, Inc.....	N	
0241	MetLife.....	00000...	13-3912049..				ALICO Properties, Inc. (USA-Delaware).....	DE.....	NIA.....	American Life Insurance Company	Ownership.....	51.000	MetLife, Inc.....	N	
0241	MetLife.....	00000...	13-3919049..				Global Properties, Inc. (USA-Delaware).....	DE.....	NIA.....	ALICO Properties, Inc.....	Ownership.....	100.000	MetLife, Inc.....	N	
0241	MetLife.....	00000...					MetLife Global Holding Company I GmbH (Swiss)	CHE.....	NIA.....	American Life Insurance Company.....	Ownership.....	100.000	MetLife, Inc.....	N	
0241	MetLife.....	00000...					MetLife Global Holding Company II GmbH (Swiss)	CHE.....	NIA.....	MetLife Global Holding Company I GmbH (Swiss)	Ownership.....	100.000	MetLife, Inc.....	N	
0241	MetLife.....	00000...					MetLife Investment Management Holdings (Ireland) Limited	IRL.....	NIA.....	MetLife Global Holding Company II GmbH (Swiss)	Ownership.....	100.000	MetLife, Inc.....	N	
0241	MetLife.....	00000...					MetLife Syndicated Bank Loan Lux GP, S.à.r.l.	LUX.....	NIA.....	MetLife Investment Management Holdings (Ireland) Limited	Ownership.....	100.000	MetLife, Inc.....	N	
0241	MetLife.....	00000...	30-0615846..				ALICO Operations, LLC (DE).....	DE.....	NIA.....	MetLife Global Holding Company II GmbH (Swiss)	Ownership.....	100.000	MetLife, Inc.....	N	
0241	MetLife.....	00000...					MetLife EU Holding Company Limited (Ireland).	IRL.....	NIA.....	MetLife Global Holding Company II GmbH (Swiss)	Ownership.....	100.000	MetLife, Inc.....	N	
0241	MetLife.....	00000...	98-0552186..	4249302			ALICO European Holding Limited (Ireland).....	IRL.....	NIA.....	MetLife Global Holding Company II GmbH (Swiss)	Ownership.....	100.000	MetLife, Inc.....	N	
0241	MetLife.....	00000...	AA-1780108.				MetLife Europe d.a.c.	IRL.....	IA.....	International Technical Advisory Services Limited	Ownership.....		MetLife, Inc.....	N	
0241	MetLife.....	00000...	AA-1780108.				MetLife Europe d.a.c.	IRL.....	IA.....	American Life Insurance Company	Ownership.....	3.997	MetLife, Inc.....	N	
0241	MetLife.....	00000...	AA-1780108.				MetLife Europe d.a.c.	IRL.....	IA.....	MetLife EU Holding Company Limited (Ireland)	Ownership.....	96.003	MetLife, Inc.....	N	
0241	MetLife.....	00000...					MetLife Services EOOD (Bulgaria)	BGR.....	NIA.....	MetLife EU Holding Company Limited (Ireland)	Ownership.....	100.000	MetLife, Inc.....	N	
0241	MetLife.....	00000...					MetLife Pension Trustees Limited (UK).....	GBR.....	NIA.....	MetLife Europe d.a.c.	Ownership.....	100.000	MetLife, Inc.....	N	
0241	MetLife.....	00000...			4255367		First American-Hungarian Insurance Agency Limited (Hungary)	HUN.....	IA.....	MetLife EU Holding Company Limited (Ireland)	Ownership.....	100.000	MetLife, Inc.....	N	
0241	MetLife.....	00000...			4258407		MetLife Solutions S.A.S. (France).....	FRA.....	NIA.....	MetLife EU Holding Company Limited (Ireland)	Ownership.....	100.000	MetLife, Inc.....	N	
0241	MetLife.....	00000...					MetLife Asia Holding Company Pte. Ltd.	SGP.....	NIA.....	MetLife Global Holding Company II GmbH (Swiss)	Ownership.....	100.000	MetLife, Inc.....	N	
0241	MetLife.....	00000...					MetLife Innovation Centre Pte. Ltd	SGP.....	NIA.....	MetLife Asia Holding Company Pte. Ltd.	Ownership.....	100.000	MetLife, Inc.....	N	
0241	MetLife.....	00000...					MetLife Reinsurance Company of Bermuda Ltd.	BMU.....	IA.....	MetLife Global Holding Company II GmbH (Swiss)	Ownership.....	100.000	MetLife, Inc.....	N	
0241	MetLife.....	00000...					MetLife Investment Management Limited (UK)..	GBR.....	NIA.....	MetLife Global Holding Company II GmbH (Swiss)	Ownership.....	100.000	MetLife, Inc.....	N	

Q13.14

SCHEDULE Y

PART 1A - DETAIL OF INSURANCE HOLDING COMPANY SYSTEM

1	2	3	4	5	6	7	8	9	10	11	12	13	14	15	16
Group Code	Group Name	NAIC Company Code	ID Number	Federal RSSD	CIK	Name of Securities Exchange if Publicly Traded (U.S. or International)	Names of Parent, Subsidiaries or Affiliates	Domiciliary Location	Relationship to Reporting Entity	Directly Controlled by (Name of Entity/Person)	Type of Control (Ownership Board, Management Attorney-in-Fact, Influence, Other)	If Control is Ownership Provide Percentage	Ultimate Controlling Entity(ies)/Person(s)	Is an SCA Filing Required? (Y/N)	*
0241	MetLife.....	00000.....		4255246			Metropolitan Life Societate de Administrare a unui Fond de Pensii Administrat Privat S.A. (Romania)	ROU.....	IA.....	MetLife EU Holding Company Limited (Ireland)	Ownership.....	99.984	MetLife, Inc.....	N	
0241	MetLife.....	00000.....		4255246			Metropolitan Life Societate de Administrare a unui Fond de Pensii Administrat Privat S.A. (Romania)	ROU.....	IA.....	MetLife Services Sp. z o.o	Ownership.....	0.016	MetLife, Inc.....	N	
0241	MetLife.....	00000.....		4249469			ZAO Master D (Russia).....	RUS.....	NIA.....	ALICO European Holding Limited (Ireland).....	Ownership.....	100.000	MetLife, Inc.....	N	
0241	MetLife.....	00000.....		4249991			Joint Stock Company MetLife Insurance Company (Russia)	RUS.....	IA.....	MetLife Global Holding Company II GmbH (Swiss)	Ownership.....	49.000	MetLife, Inc.....	N	
0241	MetLife.....	00000.....		4249991			Joint Stock Company MetLife Insurance Company (Russia)	RUS.....	IA.....	ZAO Master D (Russia).....	Ownership.....	51.000	MetLife, Inc.....	N	
0241	MetLife.....	00000.....		4255198			MetLife Slovakia s.r.o.....	SVK.....	NIA.....	MetLife EU Holding Company Limited (Ireland)	Ownership.....	99.956	MetLife, Inc.....	N	
0241	MetLife.....	00000.....		4255198			MetLife Slovakia s.r.o.....	SVK.....	NIA.....	International Technical and Advisory Services Limited (USA-Delaware)	Ownership.....	0.044	MetLife, Inc.....	N	
0241	MetLife.....	00000.....					MetLife Services Cyprus Ltd.....	CYP.....	NIA.....	MetLife EU Holding Company Limited (Ireland)	Ownership.....	100.000	MetLife, Inc.....	N	
0241	MetLife.....	00000.....					Hellenic Alico Life Insurance Company Ltd. (Cyprus)	CYP.....	IA.....	MetLife Services Cyprus Ltd.....	Ownership.....	27.500	MetLife, Inc.....	N	
0241	MetLife.....	00000.....		4247335			MetLife Towarzystwo Ubezpieczen na Zycie i Reasekuracji S.A.	POL.....	IA.....	MetLife EU Holding Company Limited (Ireland)	Ownership.....	100.000	MetLife, Inc.....	N	
0241	MetLife.....	00000.....		4255264			MetLife Services Sp. z o.o	POL.....	NIA.....	MetLife Towarzystwo Ubezpieczen na Zycie i Reasekuracji S.A.	Ownership.....	100.000	MetLife, Inc.....	N	
0241	MetLife.....	00000.....		4251154			MetLife Powszechno Towarzystwo Emerytalne (Poland)	POL.....	IA.....	MetLife Towarzystwo Ubezpieczen na Zycie i Reasekuracji S.A.	Ownership.....	100.000	MetLife, Inc.....	N	
0241	MetLife.....	00000.....	AA-9640009.	4255255			MetLife Towarzystwo Funduszy Inwestycyjnych S.A.	POL.....	NIA.....	MetLife Towarzystwo Ubezpieczen na Zycie i Reasekuracji S.A.	Ownership.....	100.000	MetLife, Inc.....	N	
0241	MetLife.....	00000.....		4258331			Agenvita S.r.l. (Italy).....	ITA.....	IA.....	MetLife EU Holding Company Limited (Ireland)	Ownership.....	100.000	MetLife, Inc.....	N	
0241	MetLife.....	00000.....					MetLife Services, Sociedad Limitada (Spain).....	ESP.....	NIA.....	MetLife EU Holding Company Limited (Ireland)	Ownership.....	100.000	MetLife, Inc.....	N	
0241	MetLife.....	00000.....		2981224			MetLife Insurance Limited (U.K.).....	GBR.....	IA.....	MetLife EU Holding Company Limited (Ireland)	Ownership.....	99.999	MetLife, Inc.....	N	
0241	MetLife.....	00000.....					MetLife Europe Insurance d.a.c	IRL.....	IA.....	MetLife EU Holding Company Limited (Ireland)	Ownership.....	93.000	MetLife, Inc.....	N	
0241	MetLife.....	00000.....					MetLife Europe Insurance d.a.c	IRL.....	IA.....	American Life Insurance Company	Ownership.....	7.000	MetLife, Inc.....	N	
0241	MetLife.....	00000.....		4189864			MetLife Europe Services Limited (Ireland).....	IRL.....	NIA.....	MetLife EU Holding Company Limited (Ireland)	Ownership.....	100.000	MetLife, Inc.....	N	

Q13.15

SCHEDULE Y

PART 1A - DETAIL OF INSURANCE HOLDING COMPANY SYSTEM

1	2	3	4	5	6	7	8	9	10	11	12	13	14	15	16
Group Code	Group Name	NAIC Company Code	ID Number	Federal RSSD	CIK	Name of Securities Exchange if Publicly Traded (U.S. or International)	Names of Parent, Subsidiaries or Affiliates	Domiciliary Location	Relationship to Reporting Entity	Directly Controlled by (Name of Entity/Person)	Type of Control (Ownership Board, Management Attorney-in-Fact, Influence, Other)	If Control is Ownership Provide Percentage	Ultimate Controlling Entity(ies)/Person(s)	Is an SCA Filing Required? (Y/N)	*
0241	MetLife.....	00000...	95-3947585..3166064	MetLife Investors Group, LLC.....	DE.....	NIA.....	MetLife, Inc.....	Ownership.....100.000	MetLife, Inc.....	N
0241	MetLife.....	00000...	43-1906210..33735631130412	MetLife Investments Securities LLC (DE).....	DE.....	NIA.....	MetLife Investors Group, LLC.....	Ownership.....100.000	MetLife, Inc.....	N
0241	MetLife.....	00000...	MetLife Investors Distribution Company.....	MO.....	NIA.....	MetLife Investors Group, LLC.....	Ownership.....100.000	MetLife, Inc.....	N

Brighthouse Life Insurance Company of NY SUPPLEMENTAL EXHIBITS AND SCHEDULES INTERROGATORIES

The following supplemental reports are required to be filed as part of your statement filing. However, in the event that your company does not transact the type of business for which the special report must be filed, your response of NO to the specific interrogatory will be accepted in lieu of filing a "NONE" report and a bar code will be printed below. If the supplement is required of your company but is not being filed for whatever reason, enter SEE EXPLANATION and provide an explanation following the interrogatory questions.

	Response
1. Will the Trusteed Surplus Statement be filed with the state of domicile and the NAIC with this statement?	NO
2. Will the Medicare Part D Coverage Supplement be filed with the state of domicile and the NAIC with this statement?	NO
3. Will the Reasonableness of Assumptions Certification required by Actuarial Guideline XXXV be filed with the state of domicile and electronically with the NAIC?	NO
4. Will the Reasonableness and Consistency of Assumptions Certification required by Actuarial Guideline XXXV be filed with the state of domicile and electronically with the NAIC?	NO
5. Will the Reasonableness of Assumptions Certification for Implied Guaranteed Rate Method required by Actuarial Guideline XXXVI be filed with the state of domicile and electronically with the NAIC?	NO
6. Will the Reasonableness and Consistency of Assumptions Certification required by Actuarial Guideline XXXVI (Updated Average Market Value) be filed with the state of domicile and electronically with the NAIC?	NO
7. Will the Reasonableness and Consistency of Assumptions Certification required by Actuarial Guideline XXXVI (Updated Market Value) be filed with the state of domicile and electronically with the NAIC?	NO

Explanations:

1. The data for this supplement is not required to be filed.
2. The data for this supplement is not required to be filed.
3. The data for this supplement is not required to be filed.
4. The data for this supplement is not required to be filed.
5. The data for this supplement is not required to be filed.
6. The data for this supplement is not required to be filed.
7. The data for this supplement is not required to be filed.

Bar Code:



Statement as of June 30, 2017 of the **Brighthouse Life Insurance Company of NY**
SCHEDULE A - VERIFICATION

Real Estate

	1 Year to Date	2 Prior Year Ended December 31
1. Book/adjusted carrying value, December 31 of prior year.....	0	
2. Cost of acquired:		
2.1 Actual cost at time of acquisition.....		
2.2 Additional investment made after acquisition.....		
3. Current year change in encumbrances.....		
4. Total gain (loss) on disposals.....		
5. Deduct amounts received on disposals.....		
6. Total foreign exchange change in book/adjusted carrying value.....		
7. Deduct current year's other-than-temporary impairment recognized.....		
8. Deduct current year's depreciation.....		
9. Book/adjusted carrying value at end of current period (Lines 1+2+3+4-5+6-7-8).....	0	0
10. Deduct total nonadmitted amounts.....		
11. Statement value at end of current period (Line 9 minus Line 10).....	0	0

NONE

SCHEDULE B - VERIFICATION

Mortgage Loans

	1 Year to Date	2 Prior Year Ended December 31
1. Book value/recorded investment excluding accrued interest, December 31 of prior year.....	407,911,069	141,976,603
2. Cost of acquired:		
2.1 Actual cost at time of acquisition.....	8,477,058	299,503,202
2.2 Additional investment made after acquisition.....		475,325
3. Capitalized deferred interest and other.....		
4. Accrual of discount.....	38,950	14,944
5. Unrealized valuation increase (decrease).....		
6. Total gain (loss) on disposals.....	(36,789)	6,045
7. Deduct amounts received on disposals.....	22,274,644	33,090,015
8. Deduct amortization of premium and mortgage interest points and commitment fees.....	731,170	212,635
9. Total foreign exchange change in book value/recorded investment excluding accrued interest.....	202,560	(762,400)
10. Deduct current year's other-than-temporary impairment recognized.....		
11. Book value/recorded investment excluding accrued interest at end of current period (Lines 1+2+3+4+5+6-7-8+9-10).....	393,587,034	407,911,069
12. Total valuation allowance.....		
13. Subtotal (Line 11 plus Line 12).....	393,587,034	407,911,069
14. Deduct total nonadmitted amounts.....		
15. Statement value at end of current period (Line 13 minus Line 14).....	393,587,034	407,911,069

SCHEDULE BA - VERIFICATION

Other Long-Term Invested Assets

	1 Year to Date	2 Prior Year Ended December 31
1. Book/adjusted carrying value, December 31 of prior year.....	6,093,642	
2. Cost of acquired:		
2.1 Actual cost at time of acquisition.....	-	6,097,008
2.2 Additional investment made after acquisition.....		
3. Capitalized deferred interest and other.....	-	
4. Accrual of discount.....	-	
5. Unrealized valuation increase (decrease).....	-	
6. Total gain (loss) on disposals.....	-	
7. Deduct amounts received on disposals.....	-	
8. Deduct amortization of premium and depreciation.....	1,723	3,366
9. Total foreign exchange change in book/adjusted carrying value.....	-	
10. Deduct current year's other-than-temporary impairment recognized.....	-	
11. Book/adjusted carrying value at end of current period (Lines 1+2+3+4+5+6-7-8+9-10).....	6,091,919	6,093,642
12. Deduct total nonadmitted amounts.....		
13. Statement value at end of current period (Line 11 minus Line 12).....	6,091,919	6,093,642

SCHEDULE D - VERIFICATION

Bonds and Stocks

	1 Year to Date	2 Prior Year Ended December 31
1. Book/adjusted carrying value of bonds and stocks, December 31 of prior year.....	1,856,695,151	1,077,947,281
2. Cost of bonds and stocks acquired.....	254,461,807	948,140,947
3. Accrual of discount.....	1,612,298	2,300,364
4. Unrealized valuation increase (decrease).....		
5. Total gain (loss) on disposals.....	(974,028)	(1,922,525)
6. Deduct consideration for bonds and stocks disposed of.....	227,282,357	162,147,692
7. Deduct amortization of premium.....	3,809,554	2,123,983
8. Total foreign exchange change in book/adjusted carrying value.....	1,592,455	(4,629,242)
9. Deduct current year's other-than-temporary impairment recognized.....		870,000
10. Book/adjusted carrying value at end of current period (Lines 1+2+3+4+5-6-7+8-9).....	1,882,295,771	1,856,695,151
11. Deduct total nonadmitted amounts.....		
12. Statement value at end of current period (Line 10 minus Line 11).....	1,882,295,771	1,856,695,151

SCHEDULE D - PART 1B

Showing the Acquisitions, Dispositions and Non-Trading Activity
During the Current Quarter for all Bonds and Preferred Stock by NAIC Designation

NAIC Designation	1 Book/Adjusted Carrying Value Beginning of Current Quarter	2 Acquisitions During Current Quarter	3 Dispositions During Current Quarter	4 Non-Trading Activity During Current Quarter	5 Book/Adjusted Carrying Value End of First Quarter	6 Book/Adjusted Carrying Value End of Second Quarter	7 Book/Adjusted Carrying Value End of Third Quarter	8 Book/Adjusted Carrying Value December 31 Prior Year
BONDS								
1. NAIC 1 (a).....	1,208,021,722	332,630,658	282,784,158	6,064,404	1,208,021,722	1,263,932,626		1,229,942,506
2. NAIC 2 (a).....	486,325,773	4,461,120	12,821,486	3,080,511	486,325,773	481,045,918		463,946,234
3. NAIC 3 (a).....	125,816,514	2,159,813	6,412,917	(9,167,230)	125,816,514	112,396,180		133,135,533
4. NAIC 4 (a).....	29,313,537	7,215,776	13,271,478	1,363,212	29,313,537	24,621,047		37,215,328
5. NAIC 5 (a).....	1,021,848			(721,848)	1,021,848	300,000		1,654,101
6. NAIC 6 (a).....						0		
7. Total Bonds.....	1,850,499,394	346,467,367	315,290,039	619,049	1,850,499,394	1,882,295,771	0	1,865,893,702
PREFERRED STOCK								
8. NAIC 1.....						0		
9. NAIC 2.....						0		
10. NAIC 3.....						0		
11. NAIC 4.....						0		
12. NAIC 5.....						0		
13. NAIC 6.....						0		
14. Total Preferred Stock.....	0	0	0	0	0	0	0	0
15. Total Bonds and Preferred Stock.....	1,850,499,394	346,467,367	315,290,039	619,049	1,850,499,394	1,882,295,771	0	1,865,893,702

QS102

(a) Book/Adjusted Carrying Value column for the end of the current reporting period includes the following amount of short-term and cash equivalent bonds by NAIC designation:

NAIC 1 \$.....0; NAIC 2 \$.....0; NAIC 3 \$.....0; NAIC 4 \$.....0; NAIC 5 \$.....0; NAIC 6 \$.....0.

Statement as of June 30, 2017 of the **Brighthouse Life Insurance Company of NY**
SCHEDULE DA - PART 1

Short-Term Investments

	1 Book/Adjusted Carrying Value	Par Value NONE	4 Interest Collected Year To Date	5 Paid for Accrued Interest Year To Date
9199999.....		XXX.....		

SCHEDULE DA - VERIFICATION

Short-Term Investments

	1 Year To Date	2 Prior Year Ended December 31
1. Book/adjusted carrying value, December 31 of prior year.....018,487,976
2. Cost of short-term investments acquired.....11,973,09066,878,954
3. Accrual of discount.....10,66559,781
4. Unrealized valuation increase (decrease).....
5. Total gain (loss) on disposals.....(1,466)(832)
6. Deduct consideration received on disposals.....11,982,28985,425,878
7. Deduct amortization of premium.....
8. Total foreign exchange change in book/adjusted carrying value.....
9. Deduct current year's other-than-temporary impairment recognized.....
10. Book/adjusted carrying value at end of current period (Lines 1+2+3+4+5-6-7+8-9).....00
11. Deduct total nonadmitted amounts.....
12. Statement value at end of current period (Line 10 minus Line 11).....00

SCHEDULE DB - PART A - VERIFICATION

Options, Caps, Floors, Collars, Swaps and Forwards

1. Book/adjusted carrying value, December 31, prior year (Line 9, prior year).....	9,393,871
2. Cost paid/(consideration received) on additions.....	
3. Unrealized valuation increase/(decrease).....	87,716
4. Total gain (loss) on termination recognized.....	659
5. Considerations received/(paid) on terminations.....	659
6. Amortization.....	
7. Adjustment to the book/adjusted carrying value of hedge item.....	
8. Total foreign exchange change in book/adjusted carrying value.....	(2,498,431)
9. Book/adjusted carrying value at end of current period (Lines 1 + 2 + 3 + 4 - 5 + 6 + 7 + 8).....	6,983,156
10. Deduct nonadmitted assets.....	
11. Statement value at end of current period (Line 9 minus Line 10).....	6,983,156

SCHEDULE DB - PART B - VERIFICATION

Futures Contracts

1. Book/adjusted carrying value, December 31, prior year (Line 6, prior year).....	
2. Cumulative cash change (Section 1, Broker Name/Net Cash Deposits Footnote - Cumulative Cash Change column).....	
3.1 Add:	
Change in variation margin on open contracts - Highly Effective Hedges:	
3.11 Section 1, Column 15, current year to date minus.....	
3.12 Section 1, Column 15, prior year.....	0
Change in variation margin on open contracts - All Other:	
3.13 Section 1, Column 18, current year to date minus.....	
3.14 Section 1, Column 18, prior year.....	0 0
3.2 Add:	
Change in adjustment to basis of hedged item:	
3.21 Section 1, Column 17, current year to date minus.....	
3.22 Section 1, Column 17, prior year.....	0
Change in amount recognized:	
3.23 Section 1, Column 19, current year to date minus.....	
3.24 Section 1, Column 19, prior year.....	0 0
3.3 Subtotal (Line 3.1 minus Line 3.2).....	0
4.1 Cumulative variation margin on terminated contracts during the year.....	
4.2 Less:	
4.21 Amount used to adjust basis of hedged item.....	
4.22 Amount recognized.....	0
4.3 Subtotal (Line 4.1 minus Line 4.2).....	0
5. Dispositions gains (losses) on contracts terminated in prior year:	
5.1 Total gain (loss) recognized for terminations in prior year.....	
5.2 Total gain (loss) adjusted into the hedged item(s) for the terminations in prior year.....	
6. Book/adjusted carrying value at end of current period (Lines 1 + 2 + 3.3 - 4.3 - 5.1 - 5.2).....	0
7. Deduct nonadmitted assets.....	
8. Statement value at end of current period (Line 6 minus Line 7).....	0

NONE

SCHEDULE DB - PART C - SECTION 1

Replication (Synthetic Asset) Transactions Open as of Current Statement Date

Replication (Synthetic) Asset Transactions								Components of the Replication (Synthetic Asset) Transactions							
1	2	3	4	5	6	7	8	Derivative Instrument(s) Open			Cash Instrument(s) Held				
Number	Description	NAIC Designation or Other Description	Notional Amount	Book/Adjusted Carrying Value	Fair Value	Effective Date	Maturity Date	9	10	11	12	13	14	15	16
								Description	Book/Adjusted Carrying Value	Fair Value	CUSIP	Description	NAIC Designation or Other Description	Book/Adjusted Carrying Value	Fair Value

NONE

SCHEDULE DB - PART C - SECTION 2

Reconciliation (Synthetic Asset) Transactions Open

	First Quarter		Second Quarter		Third Quarter		Fourth Quarter		Year-To-Date	
	1 Number of Positions	2 Total Replication (Synthetic Asset) Transactions Statement Value	3 Number of Positions	4 Total Replication (Synthetic Asset) Transactions Statement Value	5 Number of Positions	6 Total Replication (Synthetic Asset) Transactions Statement Value	7 Number of Positions	8 Total Replication (Synthetic Asset) Transactions Statement Value	9 Number of Positions	10 Total Replication (Synthetic Asset) Transactions Statement Value
1. Beginning Inventory.....			.0	.0	.0	.0	.0	.0	.0	.0
2. Add: Opened or acquired transactions.....				NONE					.0	.0
3. Add: Increases in replication (synthetic asset) transactions statement value.....	XXX		XXX		XXX		XXX		XXX	.0
4. Less: Closed or disposed of transactions.....									.0	.0
5. Less: Positions disposed of for failing effectiveness criteria.....									.0	.0
6. Less: Decreases in replication (synthetic asset) transactions statement value.....	XXX		XXX		XXX		XXX		XXX	.0
7. Ending Inventory.....	.0	.0	.0	.0	.0	.0	.0	.0	.0	.0

SCHEDULE DB - VERIFICATION

Verification of Book/Adjusted Carrying Value, Fair Value and Potential Exposure of all Open Derivative Contracts

Book/Adjusted Carrying Value Check

1. Part A, Section 1, Column 14.....	6,983,156	
2. Part B, Section 1, Column 15 plus Part B, Section 1 Footnote - Total Ending Cash Balance.....		
3. Total (Line 1 plus Line 2).....		6,983,156
4. Part D, Section 1, Column 5.....	7,106,871	
5. Part D, Section 1, Column 6.....	(123,715)	
6. Total (Line 3 minus Line 4 minus Line 5).....		0

Fair Value Check

7. Part A, Section 1, Column 16.....	7,000,032	
8. Part B, Section 1, Column 13.....		
9. Total (Line 7 plus Line 8).....		7,000,032
10. Part D, Section 1, Column 8.....	7,011,851	
11. Part D, Section 1, Column 9.....	(11,819)	
12. Total (Line 9 minus Line 10 minus Line 11).....		0

Potential Exposure Check

13. Part A, Section 1, Column 21.....	1,048,400	
14. Part B, Section 1, Column 20.....		
15. Part D, Section 1, Column 11.....	1,048,400	
16. Total (Line 13 plus Line 14 minus Line 15).....		0

SCHEDULE E- VERIFICATION

Cash Equivalents

	1 Year To Date	2 Prior Year Ended December 31
1. Book/adjusted carrying value, December 31 of prior year.....	9,198,553	5,199,194
2. Cost of cash equivalents acquired.....	523,926,608	534,069,582
3. Accrual of discount.....	102,161	41,841
4. Unrealized valuation increase (decrease).....		
5. Total gain (loss) on disposals.....	(8,920)	4,029
6. Deduct consideration received on disposals.....	533,218,402	530,116,093
7. Deduct amortization of premium.....		
8. Total foreign exchange change in book/ adjusted carrying value.....		
9. Deduct current year's other-than-temporary impairment recognized.....		
10. Book/adjusted carrying value at end of current period (Lines 1+2+3+4+5-6-7+8-9).....	0	9,198,553
11. Deduct total nonadmitted amounts.....		
12. Statement value at end of current period (Line 10 minus Line 11).....	0	9,198,553

SCHEDULE A - PART 2

Showing all Real Estate ACQUIRED AND ADDITIONS MADE During the Current Quarter

1 Description of Property	Location		4 Date Acquired	5 Name of Vendor	6 Actual Cost at Time of Acquisition	7 Amount of Encumbrances	8 Book/Adjusted Carrying Value Less Encumbrances	9 Additional Investment Made After Acquisition
	2 City	3 State						

NONE

QE01

SCHEDULE A - PART 3

Showing all Real Estate DISPOSED During the Quarter, Including Payments During the Final Year on "Sales Under Contract "

1 Description of Property	Location		4 Disposal Date	5 Name of Purchaser	6 Actual Cost	7 Expended for Additions, Permanent Improvements and Changes in Encumbrances	8 Book/Adjusted Carrying Value Less Encumbrances Prior Year	Change in Book/Adjusted Carrying Value Less Encumbrances					14 Book/Adjusted Carrying Value Less Encumbrances on Disposal	15 Amounts Received During Year	16 Foreign Exchange Gain (Loss) on Disposal	17 Realized Gain (Loss) on Disposal	18 Total Gain (Loss) on Disposal	19 Gross Income Earned Less Interest Incurred on Encumbrances	20 Taxes, Repairs, and Expenses Incurred
	2 City	3 State						9 Current Year's Depreciation	10 Current Year's Other-Than-Temporary Impairment Recognized	11 Current Year's Change in Encumbrances	12 Total Change in B./A.C.V. (11 - 9 - 10)	13 Total Foreign Exchange Change in B./A.C.V.							

NONE

SCHEDULE B - PART 2

Showing all Mortgage Loans ACQUIRED AND ADDITIONS MADE During the Current Quarter

1 Loan Number	2 Location		4 Loan Type	5 Date Acquired	6 Rate of Interest	7 Actual Cost at Time of Acquisition	8 Additional Investment Made After Acquisition	9 Value of Land and Buildings
	City	3 State						

NONE

SCHEDULE B - PART 3

Showing all Mortgage Loans DISPOSED, Transferred or Repaid During the Current Quarter

QE02

1 Loan Number	2 Location		4 Loan Type	5 Date Acquired	6 Disposal Date	7 Book Value/Recorded Investment Excluding Accrued Interest Prior Year	8 Change in Book Value/Recorded Investment						14 Book Value / Recorded Investment Excluding Accrued Interest on Disposal	15 Consideration	16 Foreign Exchange Gain (Loss) on Disposal	17 Realized Gain (Loss) on Disposal	18 Total Gain (Loss) on Disposal
	City	3 State					8 Unrealized Valuation Increase (Decrease)	9 Current Year's (Amortization) / Accretion	10 Current Year's Other-Than-Temporary Impairment Recognized	11 Capitalized Deferred Interest and Other	12 Total Change in Book Value (8 + 9 - 10 + 11)	13 Total Foreign Exchange Change in Book Value					
Mortgages Closed by Repayment																	
0000195512.....	Gooding.....	ID.....		09/10/2012....	04/14/2017....	2,608,356	-	(133,103)	-	-	(133,103)	-	2,444,709	2,444,709	-	-	0
0000702221.....	VARIOUS.....	ZZ.....		04/05/2010....	04/05/2017....	4,955,000					0		4,955,000	4,955,000			0
0000702222.....	VARIOUS.....	ZZ.....		05/04/2010....	05/04/2017....	4,250,000					0		4,250,000	4,250,000			0
0199999. Total - Mortgages Closed by Repayment.....																	
						11,813,356	0	(133,103)	0	0	(133,103)	0	11,649,709	11,649,709	0	0	0
Mortgages With Partial Repayments																	
Scheduled Repayments.....																	
						0	0	0	0	0	0	0	3,701,289	3,684,630	(16,660)	-	(16,660)
0299999. Total - Mortgages With Partial Repayments.....																	
						0	0	0	0	0	0	0	3,701,289	3,684,630	(16,660)	0	(16,660)
0599999. Total Mortgages.....																	
						11,813,356	0	(133,103)	0	0	(133,103)	0	15,350,998	15,334,339	(16,660)	0	(16,660)

SCHEDULE BA - PART 2

Showing Other Long-Term Invested Assets ACQUIRED AND ADDITIONS MADE During the Current Quarter

1 CUSIP Identification	2 Name or Description	Location		5 Name of Vendor or General Partner	6 NAIC Designation	7 Date Originally Acquired	8 Type and Strategy	9 Actual Cost at Time of Acquisition	10 Additional Investment Made after Acquisition	11 Amount of Encumbrances	12 Commitment for Additional Investment	13 Percentage of Ownership
		3 City	4 State									

NONE

QE03

SCHEDULE BA - PART 3

Showing Other Long-Term Invested Assets DISPOSED, Transferred or Repaid During the Current Quarter

1 CUSIP Identification	2 Name or Description	Location		5 Name of Purchaser or Nature of Disposal	6 Date Originally Acquired	7 Disposal Date	8 Book/Adjusted Carrying Value Less Encumbrances, Prior Year	Changes in Book/Adjusted Carrying Value						15 Book/Adjusted Carrying Value Less Encumbrances on Disposal	16 Consideration	17 Foreign Exchange Gain (Loss) on Disposal	18 Realized Gain (Loss) on Disposal	19 Total Gain (Loss) on Disposal	20 Investment Income
		3 City	4 State					9 Unrealized Valuation Increase (Decrease)	10 Current Year's (Depreciation) or (Amortization) / Accretion	11 Current Year's Other-Than-Temporary Impairment Recognized	12 Capitalized Deferred Interest and Other	13 Total Change in B./A.C.V. (9+10-11+12)	14 Total Foreign Exchange Change in B./A.C.V.						

NONE

SCHEDULE D - PART 3

Showing all Long-Term Bonds and Stocks ACQUIRED During Current Quarter

1	2		3	4	5	6	7	8	9	10	
CUSIP Identification	Description		Foreign	Date Acquired	Name of Vendor	Number of Shares of Stock	Actual Cost	Par Value	Paid for Accrued Interest and Dividends	NAIC Designation or Market Indicator (a)	
Bonds - U.S. Government											
912828	ST	8	UNITED STATES TREASURY	1.250%	04/30/19	CREDIT AGRICOLE - LONDON	9,996,504	10,000,000	340	1	
0599999. Total - Bonds - U.S. Government							9,996,504	10,000,000	340	XXX	
Bonds - All Other Government											
040114	GW	4	ARGENTINA REPUBLIC OF GOVT	6.875%	04/2	Tax Free Exchange	2,605,751	2,500,000	81,163	4FE	
040114	GX	2	ARGENTINA REPUBLIC OF GOVT	7.500%	04/2	Tax Free Exchange	4,223,510	4,000,000	141,667	4FE	
438180	AH	4	HONDURAS REPUBLIC OF	6.250%	01/19/27	Tax Free Exchange	282,015	270,000	6,516	4FE	
438180	AH	4	HONDURAS REPUBLIC OF	6.250%	01/19/27	Tax Free Exchange	104,500	100,000	2,396	4FE	
1099999. Total - Bonds - All Other Government							7,215,776	6,870,000	231,742	XXX	
Bonds - U.S. Special Revenue and Special Assessment											
31347A	RS	5	FEDERAL HOME LOAN MORTGAGE COR	2.347%	06/05/2017	MORGAN STANLEY & CO	21,853,476	21,538,808	29,488	1	
3136AJ	4R	4	FANNIE MAE FNMA_14-23		06/01/2017	MORGAN STANLEY & CO	77,301	77,301		1	
3136AM	6F	1	FANNIE MAE FNMA_15-24		06/01/2017	MORGAN STANLEY & CO	23,949	23,949		1	
3136AP	VL	3	FANNIE MAE FNMA_15-59		06/01/2017	MORGAN STANLEY & CO	47,943	47,943		1	
3136AU	F2	2	FANNIE MAE FINMA		06/01/2017	MORGAN STANLEY & CO	44,262	44,262		1	
3137B3	AJ	7	FREDDIE MAC FHLMC_4227		06/01/2017	MORGAN STANLEY & CO	9,975	9,975		1	
3137BH	RK	5	FEDERAL HOME LOAN MORTGAGE COR		06/01/2017	MORGAN STANLEY & CO	78,313	78,313		1	
3140FP	CD	9	FEDERAL NATIONAL MORTGAGE ASSO	3.500%	06/22/2017	JP MORGAN SECURITIES LTD LDN	4,140,000	4,000,000	4,667	1	
3140FV	X3	5	FEDERAL NATIONAL MORTGAGE ASSO	2.527%	06/06/2017	BNP PARIBAS	19,261,127	18,817,878	27,761	1	
3199999. Total - Bonds - U.S. Special Revenue and Special Assessments							45,536,346	44,638,429	61,916	XXX	
Bonds - Industrial and Miscellaneous											
00652M	AC	6	ADANI PORTS AND SPECIAL ECONOM	3.950%	06/15/2017	UBS SECURITIES LLC	1,947,500	1,900,000	31,479	2FE	
04016P	AC	2	ARES CLO LTD ARES_17-43	2.808%	10/15/2	BNP PARIBAS	1,250,000	1,250,000		1FE	
04016P	AE	8	ARES CLO LTD ARES_17-43	3.558%	10/15/2	BNP PARIBAS	1,250,000	1,250,000		1FE	
1248EP	BT	9	CCO HOLDINGS LLC/CCO HOLDINGS	5.125%	0	Interest Capitalization			428	3FE	
12593J	BK	1	COMM MORTGAGE TRUST COMM_15-CR	4.521%	05/18/2017	GOLDMAN SACHS & COMPANY	1,029,375	1,000,000	2,763	1FM	
12636M	AL	2	CSAIL COMMERCIAL MORTGAGE TRUS	4.912%	05/18/2017	GOLDMAN SACHS & COMPANY	1,054,531	1,000,000	3,002	1FM	
149420	AE	1	CATSKILL PARK CLO LTD CATSK_1	2.856%	04/27/2017	BANK OF AMERICA N.A.	2,750,000	2,750,000		1FE	
16412X	AD	7	CHENIERE CORPUS CHRISTI HOLDIN	7.000%	05/05/2017	Tax Free Exchange	175,000	175,000	4,253	3FE	
36253P	AJ	1	GS MORTGAGE SECURITIES TRUST G	4.322%	05/19/2017	GOLDMAN SACHS & COMPANY	3,372,153	3,274,000	11,792	1FE	
40436V	AA	9	HIGHBRIDGE LOAN MANAGEMENT LTD	2.439%	04/13/2017	RBC DOMINION SECURITIES INC	1,800,000	1,800,000		1FE	
40436V	AB	7	HIGHBRIDGE LOAN MANAGEMENT LTD	2.829%	04/13/2017	RBC DOMINION SECURITIES INC	1,400,000	1,400,000		1FE	
53219L	AQ	2	LIFEPOINT HOSPITALS INC	5.375%	05/01/2	Tax Free Exchange	1,984,813	2,000,000	10,451	3FE	
55820R	AC	6	MADISON PARK FUNDING LTD MDPK_	2.922%	04/12/2017	CITIGROUP GLOBAL MARKETS INC/	3,500,000	3,500,000		1FE	
55953J	AE	9	MAGNETITE CLO LTD		04/12/2017	WELLS FARGO & CO	1,513,125	1,500,000		1FE	
67590A	BD	3	OCTAGON INVESTMENT PARTNERS XI	3.058%	05/09/2017	CITIGROUP GLOBAL MARKETS INC/	1,600,000	1,600,000		1FE	
67590N	AN	4	OCTAGON INVESTMENT PARTNERS XX	2.681%	04/21/2017	JP MORGAN SECURITIES LTD LDN	3,000,000	3,000,000		1FE	
67590N	AQ	7	OCTAGON INVESTMENT PARTNERS XX	3.331%	04/21/2017	JP MORGAN SECURITIES LTD LDN	1,250,000	1,250,000		1FE	
76116R	AA	9	RESMAE MORTGAGE LOAN TRUST		06/07/2017	ISSUING COMPANY		16,564		1FM	
785592	AV	8	SABINE PASS LIQUEFACTION LLC	5.875%	06	Tax Free Exchange	480,000	480,000	10,183	2FE	
92329L	AS	3	VENTURE CDO LTD VENTR_12-10A	2.376%	07	04/07/2017	JEFFERIES & COMPANY INC	1,600,000	1,600,000		1FE
92329L	AT	1	VENTURE CDO LTD VENTR_12-10A	3.006%	07	04/07/2017	JEFFERIES & COMPANY INC	1,500,000	1,500,000		1FE
92915U	AB	0	VOYA CLO LTD VOYA_17-2A	2.368%	06/07/3	NATIXIS SECURITIES AMERICAS LL	2,500,000	2,500,000		1FE	
92915U	AC	8	VOYA CLO LTD VOYA_17-2A	2.868%	06/07/3	NATIXIS SECURITIES AMERICAS LL	1,750,000	1,750,000		1FE	
000000	00	0	PROVEN GLORY CAPITAL LTD	4.000%	02/21/	HSBC SECURITIES	2,033,620	2,000,000	26,222	2Z	
3899999. Total - Bonds - Industrial and Miscellaneous							38,740,117	38,495,564	100,573	XXX	

QE04

SCHEDULE D - PART 3

Showing all Long-Term Bonds and Stocks ACQUIRED During Current Quarter

1	2	3	4	5	6	7	8	9	10
CUSIP Identification	Description	Foreign	Date Acquired	Name of Vendor	Number of Shares of Stock	Actual Cost	Par Value	Paid for Accrued Interest and Dividends	NAIC Designation or Market Indicator (a)
8399997	Total - Bonds - Part 3					101,488,743	100,003,993	394,571	XXX
8399999	Total - Bonds					101,488,743	100,003,993	394,571	XXX
9999999	Total - Bonds, Preferred and Common Stocks					101,488,743	XXX	394,571	XXX

(a) For all common stock bearing NAIC market indicator "U" provide the number of such issues:.....0.

QE04.1

SCHEDULE D - PART 4

Showing all Long-Term Bonds and Stocks SOLD, REDEEMED or Otherwise DISPOSED OF During Current Quarter

1	2	3	4	5	6	7	8	9	10	Change in Book/Adjusted Carrying Value					16	17	18	19	20	21	22
										11	12	13	14	15							
CUSIP Identification	Description	F o r e i g n	Disposal Date	Name of Purchaser	Number of Shares of Stock	Consideration	Par Value	Actual Cost	Prior Year Book/Adjusted Carrying Value	Unrealized Valuation Increase (Decrease)	Current Year's (Amortization) / Accretion	Current Year's Other-Than-Temporary Impairment Recognized	Total Change in B./A.C.V. (11+12-13)	Total Foreign Exchange Change in B./A.C.V.	Book/Adjusted Carrying Value at Disposal Date	Foreign Exchange Gain (Loss) on Disposal	Realized Gain (Loss) on Disposal	Total Gain (Loss) on Disposal	Bond Interest / Stock Dividends Received During Year	Stated Contractual Maturity Date	NAIC Designation or Market Indicator (a)
Bonds - U.S. Government																					
36201F UX 3	GINNIE MAE I GNMA I 7.000% 582098.....		06/01/2017	Paydown.....		1,270	1,270	1,276	1,273		(3)		(3)		1,270			0	43	04/15/2032	1.....
36202D MA 6	GOVERNMENT NATIONAL MORTGAGE A GNMA II 6		06/01/2017	Paydown.....		91	91	91	91				0		91			0	2	03/20/2031	1.....
36202D NL 1	GOVERNMENT NATIONAL MORTGAGE A GNMA II 6		06/01/2017	Paydown.....		306	306	302	304		2		2		306			0	8	06/20/2031	1.....
36202E 6E 4	GOVERNMENT NATIONAL MORTGAGE A GNMA II 5		06/01/2017	Paydown.....		29,531	29,531	30,324	30,197		(667)		(667)		29,531			0	634	06/20/2039	1.....
36202E 7H 6	GOVERNMENT NATIONAL MORTGAGE A GNMA II 5		06/01/2017	Paydown.....		43,941	43,941	45,053	44,871		(930)		(930)		43,941			0	907	07/20/2039	1.....
36213C J5 0	GINNIE MAE I GNMA I 7.000% 550284.....		06/01/2017	Paydown.....		32	32	33	33				0		32			0		08/15/2031	1.....
38374F TH 7	GNMA_04-19 GNR 2004-19 KE.....		06/01/2017	Paydown.....		63,001	63,001	69,762	69,597		(6,594)		(6,594)		63,001			0	1,541	03/01/2034	1.....
0599999	Total - Bonds - U.S. Government.....					138,172	138,172	146,841	146,366	0	(8,192)	0	(8,192)	0	138,172	0	0	0	3,135	XXX	XXX
Bonds - All Other Government																					
040114 GQ 7	ARGENTINA REPUBLIC OF GOVT.....	C	04/12/2017	Tax Free Exchange.....		2,605,751	2,500,000	2,616,250	2,612,297		(6,546)		(6,546)		2,605,751			0	81,163	04/22/2021	4FE.....
040114 GS 3	ARGENTINA REPUBLIC OF GOVT.....	D	04/12/2017	Tax Free Exchange.....		4,223,510	4,000,000	4,232,497	4,228,521		(5,011)		(5,011)		4,223,510			0	141,667	04/22/2026	4FE.....
040114 GW 4	ARGENTINA REPUBLIC OF GOVT 6.875% 04/2	C	06/15/2017	BANK OF AMERICA N.A.....		2,722,500	2,500,000	2,605,751			(4,513)		(4,513)		2,601,239		121,261	121,261	113,628	04/22/2021	4FE.....
040114 GX 2	ARGENTINA REPUBLIC OF GOVT 7.500% 04/2	D	06/15/2017	CITIGROUP GLOBAL MARKETS INC/		1,219,900	1,100,000	1,115,398			(215)		(215)		1,115,183		104,717	104,717	54,542	04/22/2026	4FE.....
25714P CW 6	DOMINICAN REPUBLIC.....	D	06/02/2017	JEFFERIES & COMPANY INC.....		394,425	370,000	382,950			(18)		(18)		382,932		11,493	11,493	9,153	01/27/2045	3FE.....
1099999	Total - Bonds - All Other Government.....					11,166,086	10,470,000	10,952,846	6,840,818	0	(16,303)	0	(16,303)	0	10,928,615	0	237,471	237,471	400,153	XXX	XXX
Bonds - U.S. Special Revenue and Special Assessment																					
3128M1 AB 5	FEDERAL HOME LOAN MORTGAGE COR FHLMC 5.0		06/01/2017	Paydown.....		10,028	10,028	9,774	9,913		115		115		10,028			0	207	08/01/2020	1.....
3128M5 KW 9	FEDERAL HOME LOAN MORTGAGE COR FHLMC 5.5		06/01/2017	Paydown.....		24,428	24,428	24,687	24,639		(211)		(211)		24,428			0	553	10/01/2037	1.....
3128M7 V2 9	FEDERAL HOME LOAN MORTGAGE COR FHLMC 5.0		06/01/2017	Paydown.....		309,498	309,498	342,364	341,833		(32,335)		(32,335)		309,498			0	6,383	11/01/2039	1.....
312934 X3 1	FEDERAL HOME LOAN MORTGAGE COR		06/01/2017	Paydown.....		115,405	115,405	129,472	129,431		(14,026)		(14,026)		115,405			0	2,195	08/01/2039	1.....
312940 MF 3	FEDERAL HOME LOAN MORTGAGE COR FHLMC 4.5		06/01/2017	Paydown.....		7,637	7,637	7,904	7,865		(228)		(228)		7,637			0	143	05/01/2040	1.....
312940 MM 8	FEDERAL HOME LOAN MORTGAGE COR FHLMC 4.5		06/01/2017	Paydown.....		70,438	70,438	72,893	72,543		(2,105)		(2,105)		70,438			0	1,373	05/01/2040	1.....
312940 VG 1	FEDERAL HOME LOAN MORTGAGE COR FHLMC 4.5		06/01/2017	Paydown.....		18,579	18,579	19,223	19,132		(553)		(553)		18,579			0	347	06/01/2040	1.....
3132J6 B6 0	FEDERAL HOME LOAN MORTGAGE COR		06/01/2017	Paydown.....		294,432	294,432	294,109	294,109		322		322		294,432			0	4,197	02/01/2043	1.....
31359T S4 1	FANNIE MAE FNMA_98-38.....		06/01/2017	Paydown.....		24,900	24,900	27,764	27,695		(2,795)		(2,795)		24,900			0	699	06/01/2028	1.....
31359T Z4 3	FANNIE MAE FNMA_98-39.....		06/01/2017	Paydown.....		20,644	20,644	23,429	23,363		(2,720)		(2,720)		20,644			0	597	06/01/2028	1.....
31371M 6M 4	FEDERAL NATIONAL MORTGAGE ASSO		06/01/2017	Paydown.....		359,649	359,649	397,824	397,715		(38,067)		(38,067)		359,649			0	7,955	01/01/2037	1.....
3138EK BP 9	FEDERAL NATIONAL MORTGAGE ASSO		06/01/2017	Paydown.....		307,222	307,222	325,463	324,751		(17,529)		(17,529)		307,222			0	5,347	03/01/2042	1.....

QE05

SCHEDULE D - PART 4

Showing all Long-Term Bonds and Stocks SOLD, REDEEMED or Otherwise DISPOSED OF During Current Quarter

1	2	3	4	5	6	7	8	9	10	Change in Book/Adjusted Carrying Value					16	17	18	19	20	21	22	
										11	12	13	14	15								
CUSIP Identification	Description	F o r e i g n	Disposal Date	Name of Purchaser	Number of Shares of Stock	Consideration	Par Value	Actual Cost	Prior Year Book/Adjusted Carrying Value	Unrealized Valuation Increase (Decrease)	Current Year's (Amortization) / Accretion	Current Year's Other-Than-Temporary Impairment Recognized	Total Change in B./A.C.V. (11+12-13)	Total Foreign Exchange Change in B./A.C.V.	Book/Adjusted Carrying Value at Disposal Date	Foreign Exchange Gain (Loss) on Disposal	Realized Gain (Loss) on Disposal	Total Gain (Loss) on Disposal	Bond Interest / Stock Dividends Received During Year	Stated Contractual Maturity Date	NAIC Designation or Market Indicator (a)	
3138EP	HM 9		06/22/2017	Various		4,290,630	4,144,846	4,289,915	4,282,915		(6,797)		(6,797)		4,276,119		14,511	14,511	76,763	02/01/2045	1	
3138ER	NP 1		06/01/2017	Paydown		165,262	165,262	164,759	164,759		502		502		165,262			0	2,056	10/01/2046	1	
3138WJ	RD 2		06/01/2017	Paydown		182,461	182,461	187,592	187,576		(5,116)		(5,116)		182,461			0	2,771	01/01/2047	1	
31392W	7B 0		06/01/2017	Paydown		20,297	20,297	23,384	23,367		(3,071)		(3,071)		20,297			0	588	09/01/2043	1	
31396L	Q3 7		06/01/2017	Paydown		299,467	299,467	328,027	327,701		(28,234)		(28,234)		299,467			0	7,351	12/01/2036	1	
31402Q	YZ 8		06/01/2017	Paydown		192,823	192,823	218,592	218,489		(25,666)		(25,666)		192,823			0	4,397	02/01/2035	1	
31402R	AQ 2		06/01/2017	Paydown		103,211	103,211	119,073	118,992		(15,782)		(15,782)		103,211			0	2,780	12/01/2032	1	
31402R	CV 9		06/01/2017	Paydown			104,077	104,077	103,628		451		451		104,077			0	2,147	05/01/2035	1	
31402R	SN 0		06/01/2017	Paydown			127,366	127,366	141,922		(14,557)		(14,557)		127,366			0	2,652	10/01/2035	1	
31402R	SZ 3		06/01/2017	Paydown			220,507	220,507	226,265		(5,757)		(5,757)		220,507			0	4,123	12/01/2019	1	
31403C	VL 2		06/01/2017	Paydown			187,415	187,415	194,554		(6,904)		(6,904)		187,415			0	3,121	11/01/2020	1	
31416J	CQ 2		06/01/2017	Paydown			28,634	28,634	32,390		(3,743)		(3,743)		28,634			0	659	02/01/2036	1	
3199999	Total - Bonds - U.S. Special Revenue and Special Assessments						7,485,010	7,339,226	7,705,332	7,695,299	0	(224,806)	0	(224,806)	0	7,470,499	0	14,511	14,511	139,404	XXX	XXX

Bonds - Industrial and Miscellaneous

QE05 1

00115*	AA 0		06/30/2017	Redemption	100.0000		57,242	57,242	52,011	52,059		5,183		5,183		57,242		0	1,736	03/26/2032	3	
007643	AB 5		05/30/2017	Maturity			500,000	500,000	544,500	505,824		(5,824)		(5,824)		500,000		0	15,938	05/30/2017	2FE	
03077J	AB 6		05/20/2017	Various			1,552,500	1,500,000	1,563,750	1,542,023		10,477		10,477		1,552,500		0	52,500	05/20/2022	3FE	
04248N	AA 1		06/15/2017	Redemption	100.0000		25,335	25,335	29,194	29,048		(3,712)		(3,712)		25,335		0	700	06/15/2050	1FE	
04544Q	AD 9		06/25/2017	Paydown			850	850	622	635		215		215		850		0	4	11/25/2036	1FM	
04544T	AA 9		06/26/2017	Paydown			36,074	36,074	25,243	25,303		10,771		10,771		36,074		0	150	05/25/2037	1FM	
05949C	NQ 5		06/01/2017	Paydown			197,927	214,866	207,387	212,931		(15,003)		(15,003)		197,927		0	5,201	12/01/2035	3FM	
07331V	AC 0		06/28/2017	Paydown			2,284,551	2,284,551	2,284,551	2,284,551		0		0	2,284,551			0	36,836	04/28/2031	1FM	
07386R	AC 3		05/25/2017	Paydown				(74)	(61)	(62)		62		62				0		05/25/2037	1FM	
073871	AC 9		06/25/2017	Paydown			32,386	40,338	35,737	35,781		(3,394)		(3,394)		32,386		0	217	08/25/2036	1FM	
07401J	AA 6		06/25/2017	Paydown			47,012	47,012	39,372	39,709		7,302		7,302		47,012		0	188	12/25/2036	1FM	
07401M	AG 6		06/25/2017	Paydown			156,471	157,749	129,973	130,120		26,352		26,352		156,471		0	734	02/25/2037	1FM	
075887	BF 5		04/25/2017				9,604,128	9,600,000	9,631,500	9,625,797		(936)		(936)		9,624,861		(20,733)	(20,733)	132,433	12/15/2024	2FE
12519@	AA 5		06/30/2017	Redemption	100.0000		12,324	12,324	12,324	12,324		0		0	12,324			0	261	06/30/2041	2	
12566U	AD 6		06/01/2017	Paydown			497,253	820,764	734,705	734,022		(236,770)		(236,770)		497,253		0	21,795	02/01/2037	3FM	
12667N	AA 6		06/25/2017	Paydown			9,349	9,349	8,554	8,458		891		891		9,349		0	33	11/25/2036	1FM	
12668A	X6 7		06/01/2017	Paydown			408,231	486,455	437,967	438,891		(30,662)		(30,662)		408,231		0	11,827	01/01/2036	2FM	
12669A	M6 2		06/27/2017	Paydown			6,567	6,567	5,264	5,372		1,195		1,195		6,567		0	26	04/25/2046	1FM	
12672#	AA 6		06/10/2017	Redemption	100.0000		16,255	16,255	16,255	16,255		0		0	16,255			0	319	09/10/2034	2	
12674@	AA 6		06/10/2017	Redemption	100.0000		4,107	4,107	4,107	4,107		0		0	4,107			0	69	08/10/2035	2	
12693#	AA 1		04/18/2017	Redemption	100.0000		17,162	17,162	17,334	17,331		(169)		(169)		17,162		0	333	04/18/2046	1	
14453F	AC 3		06/25/2017	Paydown			7,852	7,852	6,518	6,804		1,048		1,048		7,852		0	34	04/25/2036	1FM	
156700	AS 5		05/10/2017				1,037,500	1,000,000	1,000,000	1,000,000		0		0	1,000,000		37,500	37,500	38,667	03/15/2022	3FE	

SCHEDULE D - PART 4

Showing all Long-Term Bonds and Stocks SOLD, REDEEMED or Otherwise DISPOSED OF During Current Quarter

1	2	3	4	5	6	7	8	9	10	Change in Book/Adjusted Carrying Value					16	17	18	19	20	21	22
										11	12	13	14	15							
CUSIP Identification	Description	F o r e i g n	Disposal Date	Name of Purchaser	Number of Shares of Stock	Consideration	Par Value	Actual Cost	Prior Year Book/Adjusted Carrying Value	Unrealized Valuation Increase (Decrease)	Current Year's (Amortization) / Accretion	Current Year's Other-Than-Temporary Impairment Recognized	Total Change in B./A.C.V. (11+12-13)	Total Foreign Exchange Change in B./A.C.V.	Book/Adjusted Carrying Value at Disposal Date	Foreign Exchange Gain (Loss) on Disposal	Realized Gain (Loss) on Disposal	Total Gain (Loss) on Disposal	Bond Interest / Stock Dividends Received During Year	Stated Contractual Maturity Date	NAIC Designation or Market Indicator (a)
16162W MP 1	CHASE_05-S2 CHASE 2005-S2 A27		06/01/2017	Paydown		423,510	423,510	403,229	420,644		2,867		2,867		423,510			.0	9,450	10/01/2035	1FM
16165A AD 6	CHASEFLEX TRUST CFLX_07-3		06/26/2017	Paydown		102,594	102,594	80,447	80,559		22,035		22,035		102,594			.0	533	07/25/2037	1FM
16412X AA 3	CHENIERE CORPUS CHRISTI HOLDIN		05/05/2017	Tax Free Exchange		175,000	175,000	175,000	175,000				.0		175,000			.0	4,287	06/30/2024	3FE
17311L AB 7	CITIGROUP MORTGAGE LOAN TRUST		06/01/2017	Paydown		3,173	3,304	2,827	2,824		348		348		3,173			.0	49	04/01/2037	1FM
17313B AA 9	CITIGROUP MORTGAGE LOAN TRUST		05/25/2017	Paydown		9,459	9,459	8,377	8,297		1,162		1,162		9,459			.0	37	05/25/2037	1FM
225470 FR 9	CSFB_05-10		06/01/2017	Paydown		12,048	12,048	10,078	10,177		1,872		1,872		12,048			.0	304	11/01/2020	2FM
233046 AD 3	DB MASTER FINANCE LLC DNKN_15		05/20/2017	Paydown		8,750	8,750	8,901	8,901		(151)		(151)		8,750			.0	174	02/20/2045	3AM
23331A BD 0	D R HORTON INC D.R. HORTON INC 4.75% 5/1		05/15/2017	Maturity		500,000	500,000	500,000	500,000				.0		500,000			.0	11,875	05/15/2017	2FE
23332U DB 7	DSL A MORTGAGE LOAN TRUST DSLA		06/19/2017	Paydown		22,132	22,132	17,223	17,389		4,745		4,745		22,132			.0	112	03/19/2045	1FM
23332U EL 4	DSL A MORTGAGE LOAN TRUST DSLA		06/19/2017	Paydown		29,712	29,712	23,041	23,096		6,616		6,616		29,712			.0	134	08/19/2045	1FM
23334B AA 2	DTE ENERGY CENTER LLC		04/30/2017	Redemption 100.0000		60,000	60,000	65,638	65,430		(5,430)		(5,430)		60,000			.0	2,237	04/30/2024	3FE
235825 AE 6	DANA HOLDING CORP		05/04/2017	Various		2,601,750	2,550,000	2,550,000	2,550,000				.0		2,550,000		51,750	51,750	52,525	12/15/2024	4FE
24617# AA 9	DELAWARE NORTH COMPANIES BOSTO		05/14/2017	Redemption 100.0000		35,817	35,817	35,817	35,817				.0		35,817			.0	684	11/14/2034	2FE
362334 BQ 6	GSA A HOME EQUITY TRUST GSA A_06		06/25/2017	Paydown		418	418	253	255		164		164		418			.0	1	03/25/2036	1FM
41161P ED 1	HARBORVIEW MORTGAGE LOAN TRUST		06/01/2017	Paydown		105,371	105,371	105,050	105,053		318		318		105,371			.0	1,317	05/01/2034	1FM
41161P LC 5	HARBORVIEW MORTGAGE LOAN TRUST		06/19/2017	Paydown		17,797	20,664	14,996	14,991		2,805		2,805		17,797			.0	138	03/19/2035	1FM
41161P MF 7	HARBORVIEW MORTGAGE LOAN TRUST		06/19/2017	Paydown		17,104	16,973	11,256	11,291		5,812		5,812		17,104			.0	80	06/19/2035	1FM
44416* AB 2	HUDSON TRANSMISSION PARTNERS L HUDSON TR		05/31/2017	Redemption 100.0000		21,718	21,718	22,496	22,489		(772)		(772)		21,718			.0	480	05/31/2033	2FE
46629B AC 3	JP MORGAN MORTGAGE ACQUISITION		06/01/2017	Paydown		6,475	6,475	4,520	4,517		1,958		1,958		6,475			.0	76	08/01/2036	1FM
46629Q AC 0	JP MORGAN MORTGAGE ACQUISITION		06/01/2017	Paydown		5,974	5,974	4,797	4,820		1,155		1,155		5,974			.0	99	01/01/2025	1FM
46630M AF 9	JP MORGAN MORTGAGE ACQUISITION		06/01/2017	Paydown		249	249	178	179		71		71		249			.0	4	01/01/2037	1FM
46630M AF 9	JP MORGAN MORTGAGE ACQUISITION		05/01/2017	Paydown		214	214	152	153		60		60		214			.0	3	01/01/2037	1FM
50219J AA 8	LSTAR Securities Inv Trust		05/23/2017	Various		136,146	136,146	133,908	135,756		390		390		136,146			.0	1,827	10/01/2020	1FE
525221 HD 2	LEHMAN XS TRUST LXS_06-2N		06/01/2017	Paydown		18,304	21,271	15,568	16,385		1,917		1,917		18,304			.0	142	02/01/2036	1FM
525226 AN 6	LEHMAN XS TRUST LXS_06-12N		06/26/2017	Paydown		16,021	17,377	13,945	14,340		1,682		1,682		16,021			.0	73	08/25/2046	1FM
525227 AE 4	LEHMAN XS TRUST LXS_06-GP2		06/26/2017	Paydown		25,220	25,213	19,651	20,413		4,807		4,807		25,220			.0	103	06/25/2046	1FM
52522D AQ 4	LEHMAN XS TRUST		06/26/2017	Paydown		38,667	42,503	33,843	34,597		4,070		4,070		38,667			.0	179	11/25/2046	1FM
52524V AQ 2	LEHMAN XS TRUST LXS_07-15N		06/26/2017	Paydown		47,124	68,129	48,607	48,380		(1,256)		(1,256)		47,124			.0	467	08/26/2047	1FM
53219L AP 4	LIFEPOINT HOSPITALS INC		06/06/2017	Tax Free Exchange		1,984,813	2,000,000	1,983,750	1,984,048		765		765		1,984,813			.0	64,201	05/01/2024	3FE
54251P AA 5	LONG BEACH MORTGAGE LOAN TRUST		06/25/2017	Paydown		25,470	25,470	19,126	19,218		6,251		6,251		25,470			.0	100	06/25/2036	1FM
54911B AA 8	LSTAR SECURITIES INVESTMENT TR		05/23/2017	Various		32,974	32,974	32,403	32,457		516		516		32,974			.0	439	11/02/2020	1FE
59073@ AA 4	MESQUITE POWER LLC		06/30/2017	Redemption 100.0000		25,055	25,055	25,055	25,055				.0		25,055			.0	581	12/31/2039	2FE
61754J AF 5	MORGAN STANLEY CAPITAL I MSC_0 MSC 2007-		05/01/2017	Paydown		2,240,809	2,240,809	2,439,944	2,246,482		(5,673)		(5,673)		2,240,809			.0	45,762	06/01/2042	1FM

QE052

SCHEDULE D - PART 4

Showing all Long-Term Bonds and Stocks SOLD, REDEEMED or Otherwise DISPOSED OF During Current Quarter

QE053

1	2	3	4	5	6	7	8	9	10	Change in Book/Adjusted Carrying Value					16	17	18	19	20	21	22
										11	12	13	14	15							
CUSIP Identification	Description	For Foreign	Disposal Date	Name of Purchaser	Number of Shares of Stock	Consideration	Par Value	Actual Cost	Prior Year Book/Adjusted Carrying Value	Unrealized Valuation Increase (Decrease)	Current Year's (Amortization) / Accretion	Current Year's Other-Than-Temporary Impairment Recognized	Total Change in B./A.C.V. (11+12-13)	Total Foreign Exchange Change in B./A.C.V.	Book/Adjusted Carrying Value at Disposal Date	Foreign Exchange Gain (Loss) on Disposal	Realized Gain (Loss) on Disposal	Total Gain (Loss) on Disposal	Bond Interest / Stock Dividends Received During Year	Stated Contractual Maturity Date	NAIC Designation or Market Indicator (a)
61765N AA 4	MSRR 201-R5 1A.....		06/26/2017	Paydown.....		223,681	223,681	210,400	215,269		8,412		8,412		223,681			.0	962	10/26/2046	1FM.....
61765N AD 8	MSRR 201-R5 1A.....		06/26/2017	Paydown.....			10,385	5,819	5,122		(5,122)		(5,122)					.0	59	10/26/2046	1FM.....
62906@ AA 1	NEF AFFORDABLE HOUSING INVESTM.....		04/28/2017	Redemption 100.0000.....		285,000	285,000	315,842	314,024		(29,024)		(29,024)		285,000			.0		10/29/2021	1.....
62907# AA 8	NEF AFFORDABLE HOUSING INVESTM.....		04/28/2017	Redemption 100.0000.....		800,000	800,000	880,339	875,016		(75,016)		(75,016)		800,000			.0		04/30/2021	1.....
62907# AC 4	NEF AFFORDABLE HOUSING INVESTM.....		04/28/2017	Redemption 100.0000.....		1,872,000	1,872,000	2,076,451	2,062,855		(190,855)		(190,855)		1,872,000			.0		04/30/2021	1.....
62927# AE 6	NFL VENTURES LP.....		04/15/2017	Redemption 100.0000.....		10,868	10,868	10,868	10,868				0		10,868			.0	185	04/15/2030	1FE.....
62927# AF 3	NFL VENTURES LP.....		04/15/2017	Redemption 100.0000.....		5,223	5,223	5,223	5,223				0		5,223			.0	91	04/15/2031	1FE.....
634990 AH 8	NEF AFFORDABLE HOUSING INVESTM.....		04/28/2017	Redemption 100.0000.....		425,250	425,250	473,306	469,005		(43,755)		(43,755)		425,250			.0		10/31/2019	1.....
65535V DB 1	NOMURA ASSET ACCEPTANCE CORPOR.....		05/01/2017	Paydown.....		1,131	1,131	1,065	1,066		65		65		1,131			.0	26	07/01/2034	1FM.....
65535V DB 1	NOMURA ASSET ACCEPTANCE CORPOR.....		06/01/2017	Paydown.....		13,045	13,045	12,290	12,297		748		748		13,045			.0	305	07/01/2034	1FM.....
66988V AA 6	NOVASTAR HOME EQUITY LOAN NHEL.....		06/25/2017	Paydown.....		19,228	19,228	14,745	14,987		4,240		4,240		19,228			.0	87	06/25/2036	1FM.....
751150 AA 1	RESIDENTIAL ACCREDIT LOANS INC.....		06/01/2017	Paydown.....		57,588	63,537	48,012	48,005		9,583		9,583		57,588			.0	370	09/01/2046	1FM.....
751150 AD 5	RESIDENTIAL ACCREDIT LOANS INC.....		06/01/2017	Paydown.....		1,646	2,139	1,620	1,617		29		29		1,646			.0	13	09/01/2046	1FM.....
75115H AB 2	RESIDENTIAL ACCREDIT LOANS INC.....		06/25/2017	Paydown.....		10,931	10,853	7,990	8,285		2,645		2,645		10,931			.0	50	12/26/2036	1FM.....
76110W LL 8	RESIDENTIAL ASSET SECURITIES C.....		04/01/2017	Paydown.....		175,795	175,795	195,132	194,753		(18,958)		(18,958)		175,795			.0	4,403	06/01/2031	4FM.....
76116R AA 9	RESMAE MORTGAGE LOAN TRUST.....		06/26/2017	Paydown.....		24,437	24,437	14,509	14,648		9,790		9,790		24,437			.0	135	02/25/2036	1FM.....
785592 AP 1	SABINE PASS LIQUEFACTION LLC.....		05/10/2017	Tax Free Exchange.....		480,000	480,000	480,000	480,000				0		480,000			.0	10,262	06/30/2026	2FE.....
827048 AP 4	SILGAN HOLDINGS INC SILGAN HOLDINGS INC.....		04/03/2017	Call 101.2500.....		445,500	440,000	440,000	440,000		5,500		5,500		445,500			.0	11,122	04/01/2020	3FE.....
83416W AB 9	SOLAR STAR FUNDING LLC.....		06/30/2017	Redemption 100.0000.....		12,583	12,583	12,583	12,283		300		300		12,583			.0	255	06/30/2035	2AM.....
86359D UT 2	LEHMAN XS TRUST LXS_05-5N.....		06/26/2017	Paydown.....		378	378	287	296		82		82		378			.0	2	11/25/2035	1FM.....
86359L QM 4	STRUCTURED ASSET MORTGAGE INVE.....		06/01/2017	Paydown.....		6,018	6,515	5,376	5,488		530		530		6,018			.0	70	03/01/2046	1FM.....
86362X AP 3	STRUCTURED ASSET MORTGAGE INVE.....		06/26/2017	Paydown.....		557	557	448	465		92		92		557			.0	2	01/25/2037	1FM.....
86363D AA 9	STRUCTURED ASSET MORTGAGE INVE.....		06/26/2017	Paydown.....		8,079	8,079	6,383	6,644		1,436		1,436		8,079			.0	35	02/25/2037	1FM.....
87277* AA 1	TM1505 LLC TM 1505.....		06/05/2017	Redemption 100.0000.....		35,244	35,244	38,557	38,472		(3,228)		(3,228)		35,244			.0	787	04/05/2023	1.....
878742 BA 2	TECK RESOURCES LTD.....	A	06/07/2017	DIRECT.....		56,148	51,000	51,000	51,000				0		51,000		5,148	5,148	2,108	06/01/2021	3FE.....
92258N AB 1	VELOCITY COMMERCIAL CAPITAL LO.....		06/01/2017	Paydown.....		173,474	173,474	171,757	171,796		1,678		1,678		173,474			.0	2,601	04/01/2046	1FE.....
93364E AE 4	WAMU ASSET-BACKED CERTIFICATES.....		06/26/2017	Paydown.....		668	668	448	461		208		208		668			.0	3	05/25/2037	1FM.....
93364E AF 1	WAMU ASSET-BACKED CERTIFICATES.....		06/26/2017	Paydown.....		1,198	1,198	850	855		342		342		1,198			.0	5	05/25/2047	1FM.....
94987G AA 2	WELLS FARGO REREMIC TRUST WRFF WFRR 2011.....		06/01/2017	Paydown.....		7,758	7,758	8,092	8,019		(262)		(262)		7,758			.0	155	09/01/2047	1FE.....
96188# AA 6	WETT HOLDINGS LLC.....		06/30/2017	Redemption 100.0000.....		5,556	5,556	5,556	5,556				0		5,556			.0	120	12/18/2024	2FE.....
983024 AM 2	Wyeth WYETH 5.45% 04/01/17.....		04/01/2017	Maturity.....		1,000,000	1,000,000	1,014,130	1,000,480		(480)		(480)		1,000,000			.0	27,250	04/01/2017	1FE.....
000000 00 0	SUMMARY ADJUSTMENT.....		06/30/2017	VARIOUS.....		(8)							0		616		(250)	(250)		04/01/2019	2Z.....
L8038* AA 4	SBM BALEIA AZUL SARL.....	D	06/15/2017	Redemption 100.0000.....		56,000	56,000	42,102	42,181		13,819		13,819		56,000			.0	1,540	09/15/2027	2FE.....
PP111F YI 4	PLENARY HEALTH NORTH BAY FINCO.....		06/13/2017	Redemption 100.0000.....		6,315	6,315	7,237	6,816		(535)		(535)		6,315		(374)	(374)	142	03/13/2040	2FE.....
3899999	Total - Bonds - Industrial and Miscellaneous.....					31,482,235	31,818,004	32,155,300	31,890,148	0	(481,606)	0	(481,606)	410	31,409,194	(374)	73,415	73,041	581,619	XXX	XXX
Bonds - Hybrid Securities																					
743315 AM 5	PROGRESSIVE CORPORATION THE.....		06/15/2017	Redemption 100.0000.....		1,100,000	1,100,000	1,086,800	1,086,800		13,200		13,200		1,100,000			.0	36,850	06/15/2067	2FE.....
4899999	Total - Bonds - Hybrid Securities.....					1,100,000	1,100,000	1,086,800	1,086,800	0	13,200	0	13,200	0	1,100,000	0	0	0	36,850	XXX	XXX

SCHEDULE D - PART 4

Showing all Long-Term Bonds and Stocks SOLD, REDEEMED or Otherwise DISPOSED OF During Current Quarter

1	2	3	4	5	6	7	8	9	10	Change in Book/Adjusted Carrying Value					16	17	18	19	20	21	22
										11	12	13	14	15							
CUSIP Identification	Description	For rei gn	Disposal Date	Name of Purchaser	Number of Shares of Stock	Consideration	Par Value	Actual Cost	Prior Year Book/Adjusted Carrying Value	Unrealized Valuation Increase (Decrease)	Current Year's (Amortization) / Accretion	Current Year's Other-Than- Temporary Impairment Recognized	Total Change in B./A.C.V. (11+12-13)	Total Foreign Exchange Change in B./A.C.V.	Book/Adjusted Carrying Value at Disposal Date	Foreign Exchange Gain (Loss) on Disposal	Realized Gain (Loss) on Disposal	Total Gain (Loss) on Disposal	Bond Interest / Stock Dividends Received During Year	Stated Contractual Maturity Date	NAIC Designation or Market Indicator (a)
8399997.	Total - Bonds - Part 4.....				51,371,50350,865,40252,047,11947,659,4310(717,707)0(717,707)41051,046,480(374)325,397325,023	..1,161,161	XXX	XXX
8399999.	Total - Bonds.....				51,371,50350,865,40252,047,11947,659,4310(717,707)0(717,707)41051,046,480(374)325,397325,023	..1,161,161	XXX	XXX
9999999.	Total - Bonds, Preferred and Common Stocks.....				51,371,503	XXX52,047,11947,659,4310(717,707)0(717,707)41051,046,480(374)325,397325,023	..1,161,161	XXX	XXX

(a) For all common stock bearing the NAIC market indicator "U" provide: the number of such issues:0.

SCHEDULE DB - PART A - SECTION 1

Showing all Options, Caps, Floors, Collars, Swaps and Forwards Open as of Current Statement Date

1	2	3	4	5	6	7	8	9	10	11	12	13	14	15	16	17	18	19	20	21	22	23	
Description	Description of Item(s) Hedged, Used for Income Generation or Replicated	Schedule / Exhibit Identifier	Type(s) of Risk(s) (a)	Exchange, Counterparty or Central Clearinghouse	Trade Date	Date of Maturity or Expiration	Number of Contracts	Notional Amount	Strike Price, Rate of Index Received (Paid)	Cumulative Prior Year(s) Initial Cost of Premium (Received) Paid	Current Year Initial Cost of Premium (Received) Paid	Current Year Income	Book/Adjusted Carrying Value	Code	Fair Value	Unrealized Valuation Increase (Decrease)	Total Foreign Exchange Change in B./A.C.V.	Current Year's (Amortization) / Accretion	Adjustment to Carrying Value of Hedged Items	Potential Exposure	Credit Quality of Reference Entity	Hedge Effectiveness at Inception and at Year-end (b)	
Swaps - Hedging Effective - Foreign Exchange																							
Currency swap - Rec fixed USD [Pay fixed AUD] ; 2014-FXS-241196	Q7794#AF0 QPH FINANCE CO PTY LTD	D 1.....	Currency...	National Australia Bank Limited F8SB4JFBSYQRQE3Z21.....	06/11/2014	08/14/2029	469,350	4.5550% [6.2800%]	(1,788)	85,825	...	74,338	(21,475)	8,174	100/100.....	
Currency swap - Rec fixed USD [Pay fixed CAD] ; 2016-FXS-317938-1	PP1T1FY14 PLENARY HEALTH NORTH BAY FINCO	D 1.....	Currency...	Citibank N A..... E57ODZWZ7FF32WEFA76.	04/27/2016	03/13/2040	1,190,493	5.1050% [5.1820%]	973	33,092	...	22,355	(36,550)	28,371	100/100.....	
Currency swap - Rec fixed USD [Pay fixed CAD] ; 2017-FXS-366174	Pending Settlement - Keyera 10y CAD.....	N/A.....	Currency...	Citibank N A..... E57ODZWZ7FF32WEFA76.	06/20/2017	09/20/2027	5,349,608	3.9430% [3.6800%]	(117,397)	...	21,334	(117,397)	85,553	100/100.....	
Currency swap - Rec fixed USD [Pay fixed EUR] ; 2014-FXS-245685	X2145*AA4 ELENIA FINANCE OYJ	D 1.....	Currency...	Citibank N A..... E57ODZWZ7FF32WEFA76.	07/25/2014	07/30/2034	2,688,200	5.1000% [3.6010%]	27,576	407,100	...	442,759	(171,600)	55,570	100/100.....	
Currency swap - Rec fixed USD [Pay fixed EUR] ; 2014-FXS-263690	L2836*AA1 ERAC UK FINANCE LTD/ EHI INTER	D 1.....	Currency...	Citibank N A..... E57ODZWZ7FF32WEFA76.	12/04/2014	02/03/2024	2,721,620	3.8150% [1.9660%]	26,906	212,410	...	183,109	(188,760)	34,960	100/100.....	
Currency swap - Rec fixed USD [Pay fixed EUR] ; 2014-FXS-263691	L2836*AB9 ERAC UK FINANCE LTD/ EHI INTER	D 1.....	Currency...	Citibank N A..... E57ODZWZ7FF32WEFA76.	12/04/2014	02/03/2027	8,300,941	4.0200% [2.2720%]	78,788	647,851	...	554,204	(575,718)	128,616	100/100.....	
Currency swap - Rec fixed USD [Pay fixed EUR] ; 2016-FXS-320430	L4678SAB4 HANESBRANDS INC	D 1.....	Currency...	Citibank N A..... E57ODZWZ7FF32WEFA76.	05/20/2016	06/15/2024	112,210	5.5975% [3.5000%]	1,170	(1,845)	...	(3,679)	(8,580)	1,481	100/100.....	
Currency swap - Rec fixed USD [Pay fixed EUR] ; 2016-FXS-320438	L4678SAB4 HANESBRANDS INC	D 1.....	Currency...	Citibank N A..... E57ODZWZ7FF32WEFA76.	05/20/2016	06/15/2024	224,420	5.5975% [3.5000%]	2,339	(3,690)	...	(7,358)	(17,160)	2,961	100/100.....	
Currency swap - Rec fixed USD [Pay fixed GBP] ; 2013-FXS-201627	G9766#AB0 WORKSPACE GROUP PLC.....	D 1.....	Currency...	Citibank N A..... E57ODZWZ7FF32WEFA76.	06/06/2013	07/01/2023	1,551,000	5.9850% [5.5300%]	10,759	252,050	...	248,608	(63,300)	19,004	100/100.....	
Currency swap - Rec fixed USD [Pay fixed GBP] ; 2015-FXS-277849	G4378*AC3 HEATHROW AIRPORT	D 1.....	Currency...	Citibank N A..... E57ODZWZ7FF32WEFA76.	04/15/2015	10/15/2035	11,362,890	3.7255% [2.9700%]	62,305	1,360,975	...	979,996	(487,410)	243,071	100/100.....	
Currency swap - Rec fixed USD [Pay fixed GBP] ; 2015-FXS-278716	G8278*AA9 BRISTOL AIRPORT LTD	D 1.....	Currency...	Citibank N A..... E57ODZWZ7FF32WEFA76.	04/24/2015	05/15/2030	1,332,740	4.2675% [3.6800%]	7,455	190,963	...	153,808	(55,641)	23,917	100/100.....	
Currency swap - Rec fixed USD [Pay floating GBP] ; 2012-FXS-158753	G2956@AA9 ABP ACQUISITIONS UK LTD.....	D 1.....	Currency...	Barclays Bank PLC. G5GSEF7VJP5I7OUK5573.....	03/16/2012	04/25/2033	3,962,500	6.3010% [GBP LIBOR 6M+3.2810%]	63,878	715,125	...	1,129,860	(158,250)	78,828	100/100.....	
0879999. Total-Swaps-Hedging Effective-Foreign Exchange.....											0	0	280,361	3,782,458	XX	3,799,334	0	(1,901,841)	0	710,506	XXX	XXX	
0909999. Total-Swaps-Hedging Effective.....											0	0	280,361	3,782,458	XX	3,799,334	0	(1,901,841)	0	710,506	XXX	XXX	
Swaps - Hedging Other - Foreign Exchange																							
Currency swap - Rec fixed USD [Pay fixed EUR] ; 2017-FXS-362225	Pending Settlement - Segro plc 10yr.....	N/A.....	Currency...	Citibank N A..... E57ODZWZ7FF32WEFA76.	05/24/2017	08/17/2027	2,236,000	3.7500% [1.7700%]	(782)	...	(782)	44,318	(45,100)	35,596	0001.....
Currency swap - Rec fixed USD [Pay fixed GBP] ; 2012-FXS-181874	G6970*AD8 PEEL PORTS PP FINANCE LTD 6.550% 12/10/2037	D 1.....	Currency...	Barclays Bank PLC. G5GSEF7VJP5I7OUK5573.....	11/20/2012	12/10/2037	2,387,400	6.4750% [6.5500%]	15,840	274,737	...	274,737	18,299	(94,950)	53,995	0001.....
Currency swap - Rec fixed USD [Pay fixed GBP] ; 2013-FXS-217688	Mortgage Loan LN_0000510064.....	B.....	Currency...	Citibank N A..... E57ODZWZ7FF32WEFA76.	12/02/2013	12/05/2033	5,228,800	7.0120% [6.4600%]	50,092	1,221,702	...	1,221,702	34,937	(202,560)	106,017	0001.....
Currency swap - Rec fixed USD [Pay floating GBP] ; 2012-FXS-184392	G3225*AB2 Eversholt Rail 5.1% 12/2036.....	D 1.....	Currency...	Deutsche Bank AG. 7LTWTFZYICNSX8D621K86.....	12/12/2012	12/19/2036	6,446,800	5.1500% [GBP LIBOR 6M+2.3300%]	92,372	1,705,041	...	1,705,041	(9,838)	(253,200)	142,286	0001.....
0939999. Total-Swaps-Hedging Other-Foreign Exchange.....											0	0	158,305	3,200,698	XX	3,200,698	87,716	(595,810)	0	337,893	XXX	XXX	
0969999. Total-Swaps-Hedging Other.....											0	0	158,305	3,200,698	XX	3,200,698	87,716	(595,810)	0	337,893	XXX	XXX	
1179999. Total-Swaps-Foreign Exchange.....											0	0	438,666	6,983,156	XX	7,000,032	87,716	(2,497,651)	0	1,048,400	XXX	XXX	
1209999. Total-Swaps.....											0	0	438,666	6,983,156	XX	7,000,032	87,716	(2,497,651)	0	1,048,400	XXX	XXX	
1399999. Total-Hedging Effective.....											0	0	280,361	3,782,458	XX	3,799,334	0	(1,901,841)	0	710,506	XXX	XXX	
1409999. Total-Hedging Other.....											0	0	158,305	3,200,698	XX	3,200,698	87,716	(595,810)	0	337,893	XXX	XXX	

QE06

SCHEDULE DB - PART A - SECTION 1

Showing all Options, Caps, Floors, Collars, Swaps and Forwards Open as of Current Statement Date

1	2	3	4	5	6	7	8	9	10	11	12	13	14	15	16	17	18	19	20	21	22	23
Description	Description of Item(s) Hedged, Used for Income Generation or Replicated	Schedule / Exhibit Identifier	Type(s) of Risk(s) (a)	Exchange, Counterparty or Central Clearinghouse	Trade Date	Date of Maturity or Expiration	Number of Contracts	Notional Amount	Strike Price, Rate of Index Received (Paid)	Cumulative Prior Year(s) Initial Cost of Premium (Received) Paid	Current Year Initial Cost of Premium (Received) Paid	Current Year Income	Book/Adjusted Carrying Value	Code	Fair Value	Unrealized Valuation Increase (Decrease)	Total Foreign Exchange Change in B./A.C.V.	Current Year's (Amortization) / Accretion	Adjustment to Carrying Value of Hedged Items	Potential Exposure	Credit Quality of Reference Entity	Hedge Effectiveness at Inception and at Year-end (b)
1449999. TOTAL									00438,6666,983,156	XX7,000,03287,716	..(2,497,651)001,048,400	XXX	XXX

(b)

Code	Financial or Economic Impact of the Hedge at the End of the Reporting Period
0001	Hedges the currency risk of foreign currency denominated assets.

SCHEDULE DB - PART B - SECTION 1

Futures Contracts Open as of the Current Statement Date

1	2	3	4	5	6	7	8	9	10	11	12	13	14	Highly Effective Hedges			18	19	20	21	22
														15	16	17					
Ticker Symbol	Number of Contracts	Notional Amount	Description	Description of Item(s) Hedged, Used for Income Generation or Replicated	Schedule / Exhibit Identifier	Type(s) of Risk(s) (a)	Date of Maturity or Expiration	Exchange	Trade Date	Transaction Price	Reporting Date Price	Fair Value	Book/Adjusted Carrying Value	Cumulative Variation Margin	Deferred Variation Margin	Change in Variation Margin Gain (Loss) Used to Adjust Basis of Hedged Item	Cumulative Variation Margin for All Other Hedges	Change in Variation Margin Gain (Loss) Recognized in Current Year	Potential Exposure	Hedge Effectiveness at Inception and at Year-end (b)	Value of One (1) Point

NONE

QE07

SCHEDULE DB - PART D - SECTION 1
Counterparty Exposure for Derivative Instruments Open as of Current Statement Date

1 Description of Exchange, Counterparty or Central Clearinghouse	2 Master Agreement (Y or N)	3 Credit Support Annex (Y or N)	4 Fair Value of Acceptable Collateral	Book Adjusted Carrying Value			Fair Value			11 Potential Exposure	12 Off-Balance Sheet Exposure	
				5 Contracts with Book/Adjusted Carrying Value > 0	6 Contracts with Book/Adjusted Carrying Value < 0	7 Exposure Net of Collateral	8 Contracts with Fair Value > 0	9 Contracts with Fair Value < 0	10 Exposure Net of Collateral			
NAIC 1 Designation												
Barclays Bank PLC.....	G5GSEF7VJP5I7OUK5573...	Y.....	Y.....	1,474,000	989,862	-	0	1,404,597	-	0	132,823	0
Citibank N A.....	E57ODZWZ7FF32TWEFA76	Y.....	Y.....	4,050,000	4,326,142	(123,715)	152,428	3,827,875	(11,819)	0	765,117	765,117
Deutsche Bank AG.....	7LTWFZYICNSX8D621K86..	Y.....	Y.....	2,250,000	1,705,041	-	0	1,705,041	-	0	142,286	0
National Australia Bank Limited.....	F8SB4JFBSYQFRQEH3Z21.	Y.....	Y.....	-	85,825	-	85,825	74,338	-	74,338	8,174	8,174
0299999. Total NAIC 1 Designation.....				7,774,000	7,106,871	(123,715)	238,253	7,011,851	(11,819)	74,338	1,048,400	773,290
0999999. Gross Totals.....				7,774,000	7,106,871	(123,715)	238,253	7,011,851	(11,819)	74,338	1,048,400	773,290
1. Offset per SSAP No. 64.....												
2. Net after right of offset per SSAP No. 64.....					7,106,871	(123,715)						

QE08

SCHEDULE DB - PART D - SECTION 2

Collateral for Derivative Instruments Open as of Current Statement Date

1 Exchange, Counterparty or Central Clearinghouse	2 Type of Asset Pledged	3 CUSIP Identification	4 Description	5 Fair Value	6 Par Value	7 Book/Adjusted Carrying Value	8 Maturity Date	9 Type of Margin (I, V or IV)
Collateral Pledged to Reporting Entity								
Barclays Bank PLC.....	G5GSEF7VJP5I7OUK5573....	Cash.....	Cash	1,474,000	1,474,000	XXX		V.....
Citibank N A.....	E57ODZWZ7FF32TWEFA76..	Cash.....	Cash	4,050,000	4,050,000	XXX		V.....
Deutsche Bank AG.....	7LTFWZYICNSX8D621K86....	Cash.....	Cash	2,250,000	2,250,000	XXX		V.....
0299999. Totals.....				7,774,000	7,774,000	XXX	XXX	XXX

QE09

**SCHEDULE DL - PART 1
SECURITIES LENDING COLLATERAL ASSETS**

Reinvested Collateral Assets Owned Current Statement Date

1	2	3	4	5	6	7
CUSIP Identification	Description	Code	NAIC Designation / Market Indicator	Fair Value	Book/Adjusted Carrying Value	Maturity Date

General Interrogatories:

1. The activity for the year: Fair Value \$.....0 Book/Adjusted Carrying Value \$.....0
2. Average balance for the year: Fair Value \$.....0 Book/Adjusted Carrying Value \$.....0
3. Reinvested securities lending collateral assets book/adjusted carrying value included in this schedule by NAIC designation:
 NAIC 1: \$.....0 NAIC 2: \$.....0 NAIC 3: \$.....0 NAIC 4: \$.....0 NAIC 5: \$.....0 NAIC 6: \$.....0

NONE

**SCHEDULE DL - PART 2
SECURITIES LENDING COLLATERAL ASSETS**

Reinvested Collateral Assets Owned Current Statement Date

1	2	3	4	5	6	7
CUSIP Identification	Description	Code	NAIC Designation / Market Indicator	Fair Value	Book/Adjusted Carrying Value	Maturity Date

General Interrogatories:

1. The activity for the year: Fair Value \$.....0 Book/Adjusted Carrying Value \$.....0
2. Average balance for the year: Fair Value \$.....0 Book/Adjusted Carrying Value \$.....0

NONE

Statement as of June 30, 2017 of the **Brighthouse Life Insurance Company of NY**
SCHEDULE E - PART 1 - CASH

Month End Depository Balances

1 Depository	2 Code	3 Rate of Interest	4 Amount of Interest Received During Current Quarter	5 Amount of Interest Accrued at Current Statement Date	Book Balance at End of Each Month During Current Quarter			9 *
					6 First Month	7 Second Month	8 Third Month	
Open Depositories								
JPMorgan Chase Bank, NA..... New York, NY.....					2,754,458	5,221,064	26,992,573	XXX
Wells Fargo..... San Francisco, CA.....					330,669	330,669	331,881	XXX
0199998. Deposits in1 depositories that do not exceed the allowable limit in any one depository (see Instructions) - Open Depositories.....	XXX	XXX			18,825	20,000	6,977	XXX
0199999. Total Open Depositories.....	XXX	XXX	0	0	3,103,952	5,571,733	27,331,431	XXX
0399999. Total Cash on Deposit.....	XXX	XXX	0	0	3,103,952	5,571,733	27,331,431	XXX
0599999. Total Cash.....	XXX	XXX	0	0	3,103,952	5,571,733	27,331,431	XXX

SCHEDULE E - PART 2 - CASH EQUIVALENTS

Show Investments Owned End of Current Quarter

1 Description	2 Code	3 Date Acquired	4 Rate of Interest	5 Maturity Date	6 Book/Adjusted Carrying Value	7 Amount of Interest Due & Accrued	8 Amount Received During Year
------------------	-----------	--------------------	-----------------------	--------------------	-----------------------------------	---------------------------------------	----------------------------------

NONE

QE13