

**QUARTERLY STATEMENT**

OF THE

**NEW ENGLAND LIFE INSURANCE  
COMPANY**

OF THE STATE OF

**MASSACHUSETTS**

TO THE

INSURANCE DEPARTMENT

OF THE

STATE OF

FOR THE QUARTER  
ENDED MARCH 31, 2016

LIFE AND ACCIDENT AND HEALTH

**2016**



LIFE AND ACCIDENT AND HEALTH COMPANIES – ASSOCIATION EDITION

# QUARTERLY STATEMENT

AS OF MARCH 31, 2016  
OF THE CONDITION AND AFFAIRS OF THE

## NEW ENGLAND LIFE INSURANCE COMPANY

NAIC Group Code 0241 0241 NAIC Company Code 91626 Employer's ID Number 04-2708937  
(Current) (Prior)

Organized under the Laws of Massachusetts State of Domicile or Port of Entry Massachusetts

County of Domicile United States of America

Incorporated/Organized 09/12/1980 Commenced Business 12/30/1980

Statutory Home Office One Financial Plaza Boston, MA 02111  
(Street and Number) (City or Town, State and Zip Code)

Main Administrative Office One Financial Plaza  
(Street and Number)  
Boston, MA 02111 617-578-2000  
(City or Town, State and Zip Code) (Area Code) (Telephone Number)

Mail Address 18210 Crane Nest Drive, 3<sup>rd</sup> Floor Tampa, FL 33647  
(Street and Number or P.O. Box) (City or Town, State and Zip Code)

Primary Location of Books and Records 18210 Crane Nest Drive, 3<sup>rd</sup> Floor  
(Street and Number)  
Tampa, FL 33647 813-983-4100  
(City or Town, State and Zip Code) (Area Code) (Telephone Number)

Internet Web Site Address www.metlife.com

Statutory Statement Contact Richard Andrew Stevens 813-983-4100  
(Name) (Area Code) (Telephone Number)

rstevens@metlife.com 813-983-4404  
(E-mail Address) (Fax Number)

### OFFICERS

Chairman, President and Chief Executive Officer ERIC THOMAS STEIGERWALT Vice President and Secretary TYLA LYNN REYNOLDS

Executive Vice President and Chief Accounting Officer PETER MARTIN CARLSON Senior Vice President and Treasurer MARLENE BEVERLY DEBEL

### OTHER

ANNE MARIE BELDEN FRANS WILLEM TE GROEN ROBIN LENNA  
Vice President and Chief Financial Officer Vice President, Actuary and Appointed Actuary Executive Vice President

RICHARD ANDREW STEVENS  
Vice President

### DIRECTORS OR TRUSTEES

KIMBERLY ANNE BERWANGER PETER MARTIN CARLSON KUMAR DAS GUPTA  
CHRISTINE MARIE DEBIASE MEGHAN SMITH DOSCHER JEFFREY PAUL HALPERIN  
GENE LEE LUNMAN ERIC THOMAS STEIGERWALT

State of New York  
County of New York } SS

The officers of this reporting entity being duly sworn, each depose and say that they are the described officers of said reporting entity, and that on the reporting period stated above, all of the herein described assets were the absolute property of the said reporting entity, free and clear from any liens or claims thereon, except as herein stated, and that this statement, together with related exhibits, schedules and explanations therein contained, annexed or referred to, is a full and true statement of all the assets and liabilities and of the condition and affairs of the said reporting entity as of the reporting period stated above, and of its income and deductions there from for the period ended, and have been completed in accordance with the NAIC Quarterly Statement Instructions and Accounting Practices and Procedures manual except to the extent that; (1) state law may differ; or, (2) that state rules or regulations require differences in reporting not related to accounting practices and procedures, according to the best of their information, knowledge and belief, respectively. Furthermore, the scope of this attestation by the described officers also includes the related corresponding electronic filing with the NAIC, when required, that is an exact copy (except for formatting differences due to electronic filing) of the enclosed statement. The electronic filing may be requested by various regulators in lieu of or in addition to the enclosed statement.

PETER MARTIN CARLSON  
Executive Vice President and Chief Accounting Officer

TYLA LYNN REYNOLDS  
Vice President and Secretary

Subscribed and sworn to before me this  
15 day of April, 2016.

Notary for Carlson & Reynolds

**YESENIA POLANCO**  
Notary Public - State of New York  
No. 01PO6295513  
Qualified in New York County  
My Commission Expires Jan. 06, 2019

- a. Is this an original filing? Yes [X] No [ ]
- b. If no,
  - 1. State the amendment number \_\_\_\_\_
  - 2. Date filed \_\_\_\_\_
  - 3. Number of pages attached \_\_\_\_\_

## ASSETS

	Current Statement Date			4
	1	2	3	December 31 Prior Year Net Admitted Assets
	Assets	Nonadmitted Assets	Net Admitted Assets (Cols. 1 - 2)	
1. Bonds.....	1,501,105,071		1,501,105,071	1,479,384,400
2. Stocks:				
2.1 Preferred stocks.....			0	
2.2 Common stocks.....			0	
3. Mortgage loans on real estate:				
3.1 First liens.....	120,586,081		120,586,081	121,258,948
3.2 Other than first liens.....			0	
4. Real estate:				
4.1 Properties occupied by the company (less \$.....0 encumbrances).....			0	
4.2 Properties held for the production of income (less \$.....0 encumbrances).....			0	
4.3 Properties held for sale (less \$.....0 encumbrances).....			0	
5. Cash (\$.....21,770,379), cash equivalents (\$.....0) and short-term investments (\$.....0).....	21,770,379		21,770,379	14,018,210
6. Contract loans (including \$.....0 premium notes).....	421,655,751		421,655,751	426,874,388
7. Derivatives.....	14,878,412		14,878,412	16,797,021
8. Other invested assets.....	68,546,161		68,546,161	57,244,537
9. Receivables for securities.....	88,578		88,578	131,302
10. Securities lending reinvested collateral assets.....			0	
11. Aggregate write-ins for invested assets.....	0	0	0	0
12. Subtotals, cash and invested assets (Lines 1 to 11).....	2,148,630,433	0	2,148,630,433	2,115,708,806
13. Title plants less \$.....0 charged off (for Title insurers only).....			0	
14. Investment income due and accrued.....	27,211,662	14,438	27,197,224	26,687,482
15. Premiums and considerations:				
15.1 Uncollected premiums and agents' balances in the course of collection.....	3,834,339	1,005,503	2,828,836	3,628,449
15.2 Deferred premiums, agents' balances and installments booked but deferred and not yet due (including \$.....0 earned but unbilled premiums).....	13,193,533		13,193,533	13,561,776
15.3 Accrued retrospective premiums (\$.....0) and contracts subject to redetermination (\$.....0).....			0	
16. Reinsurance:				
16.1 Amounts recoverable from reinsurers.....	33,320,757		33,320,757	20,674,793
16.2 Funds held by or deposited with reinsured companies.....			0	
16.3 Other amounts receivable under reinsurance contracts.....	6,385,482		6,385,482	4,612,095
17. Amounts receivable relating to uninsured plans.....			0	
18.1 Current federal and foreign income tax recoverable and interest thereon.....			0	
18.2 Net deferred tax asset.....	122,318,226	84,981,973	37,336,253	45,604,381
19. Guaranty funds receivable or on deposit.....	851,213		851,213	903,857
20. Electronic data processing equipment and software.....	1,943,772	1,943,772	0	
21. Furniture and equipment, including health care delivery assets (\$.....0).....	1,940,531	1,940,531	0	
22. Net adjustment in assets and liabilities due to foreign exchange rates.....			0	
23. Receivables from parent, subsidiaries and affiliates.....	7,333,843		7,333,843	21,521,811
24. Health care (\$.....0) and other amounts receivable.....	1,649	1,649	0	
25. Aggregate write-ins for other than invested assets.....	240,173	240,173	0	0
26. Total assets excluding Separate Accounts, Segregated Accounts and Protected Cell Accounts (Lines 12 through 25).....	2,367,205,613	90,128,039	2,277,077,574	2,252,903,450
27. From Separate Accounts, Segregated Accounts and Protected Cell Accounts.....	7,740,810,096		7,740,810,096	7,919,937,374
28. Total (Lines 26 and 27).....	10,108,015,709	90,128,039	10,017,887,670	10,172,840,824

### DETAILS OF WRITE-INS

1101.....			0	
1102.....			0	
1103.....			0	
1198. Summary of remaining write-ins for Line 11 from overflow page.....	0	0	0	0
1199. Totals (Lines 1101 thru 1103 plus 1198) (Line 11 above).....	0	0	0	0
2501. Miscellaneous.....	146,578	146,578	0	
2502. Leasehold improvements.....	93,595	93,595	0	
2503.....			0	
2598. Summary of remaining write-ins for Line 25 from overflow page.....	0	0	0	0
2599. Totals (Lines 2501 thru 2503 plus 2598) (Line 25 above).....	240,173	240,173	0	0

## LIABILITIES, SURPLUS AND OTHER FUNDS

	1 Current Statement Date	2 December 31 Prior Year
1. Aggregate reserve for life contracts \$.....1,258,577,011 less \$.....0 included in Line 6.3 (including \$.....0 Modco Reserve).....	1,258,577,011	1,253,574,618
2. Aggregate reserve for accident and health contracts (including \$.....0 Modco Reserve).....	8,481,487	8,837,392
3. Liability for deposit-type contracts (including \$.....0 Modco Reserve).....	7,755,939	7,354,522
4. Contract claims:		
4.1 Life.....	17,878,532	21,638,302
4.2 Accident and health.....	64,844	67,088
5. Policyholders' dividends \$....13,438 and coupons \$.....0 due and unpaid.....	13,438	22,066
6. Provision for policyholders' dividends and coupons payable in following calendar year - estimated amounts:		
6.1 Dividends apportioned for payment (including \$.....0 Modco).....	5,425,000	5,550,000
6.2 Dividends not yet apportioned (including \$.....0 Modco).....		
6.3 Coupons and similar benefits (including \$.....0 Modco).....		
7. Amount provisionally held for deferred dividend policies not included in Line 6.....		
8. Premiums and annuity considerations for life and accident and health contracts received in advance less \$.....0 discount; including \$....88,836 accident and health premiums.....	601,746	570,299
9. Contract liabilities not included elsewhere:		
9.1 Surrender values on canceled contracts.....		
9.2 Provision for experience rating refunds, including the liability of \$.....0 accident and health experience rating refunds of which \$.....0 is for medical loss ratio rebate per the Public Health Service Act.....		
9.3 Other amounts payable on reinsurance, including \$.....0 assumed and \$....20,876,800 ceded.....	20,876,800	17,730,724
9.4 Interest Maintenance Reserve.....	4,936,511	6,046,195
10. Commissions to agents due or accrued - life and annuity contracts \$....197,542, accident and health \$.....0 and deposit-type contract funds \$.....0.....	197,542	195,791
11. Commissions and expense allowances payable on reinsurance assumed.....		
12. General expenses due or accrued.....	116,468	131,760
13. Transfers to Separate Accounts due or accrued (net) (including \$....(47,739,801) accrued for expense allowances recognized in reserves, net of reinsured allowances).....	(48,236,409)	(54,242,756)
14. Taxes, licenses and fees due or accrued, excluding federal income taxes.....	1,551,775	1,558,035
15.1 Current federal and foreign income taxes, including \$....(518,569) on realized capital gains (losses).....	22,558,951	25,732,916
15.2 Net deferred tax liability.....		
16. Unearned investment income.....		
17. Amounts withheld or retained by company as agent or trustee.....	96,181,889	98,395,012
18. Amounts held for agents' account, including \$.....0 agents' credit balances.....	8,836,877	8,719,282
19. Remittances and items not allocated.....	907,744	3,302,467
20. Net adjustment in assets and liabilities due to foreign exchange rates.....		
21. Liability for benefits for employees and agents if not included above.....	64,337,364	64,901,817
22. Borrowed money \$.....0 and interest thereon \$.....0.....		
23. Dividends to stockholders declared and unpaid.....		
24. Miscellaneous liabilities:		
24.01 Asset valuation reserve.....	20,370,811	21,288,810
24.02 Reinsurance in unauthorized and certified (\$.....0) companies.....		
24.03 Funds held under reinsurance treaties with unauthorized and certified (\$.....0) reinsurers.....	77,872,095	77,822,049
24.04 Payable to parent, subsidiaries and affiliates.....	765,172	798,472
24.05 Drafts outstanding.....		
24.06 Liability for amounts held under uninsured plans.....		
24.07 Funds held under coinsurance.....		
24.08 Derivatives.....	195,200	91,827
24.09 Payable for securities.....		
24.10 Payable for securities lending.....		
24.11 Capital notes \$.....0 and interest thereon \$.....0.....		
25. Aggregate write-ins for liabilities.....	61,264,598	50,900,613
26. Total liabilities excluding Separate Accounts business (Lines 1 to 25).....	1,631,531,385	1,620,987,301
27. From Separate Accounts statement.....	7,740,810,096	7,919,937,374
28. Total liabilities (Lines 26 and 27).....	9,372,341,481	9,540,924,675
29. Common capital stock.....	2,500,000	2,500,000
30. Preferred capital stock.....		
31. Aggregate write-ins for other-than-special surplus funds.....	0	0
32. Surplus notes.....		
33. Gross paid in and contributed surplus.....	334,272,848	334,272,848
34. Aggregate write-ins for special surplus funds.....	0	0
35. Unassigned funds (surplus).....	308,773,341	295,143,301
36. Less treasury stock, at cost:		
36.1 .....0.000 shares common (value included in Line 29 \$.....0).....		
36.2 .....0.000 shares preferred (value included in Line 30 \$.....0).....		
37. Surplus (Total Lines 31 + 32 + 33 + 34 + 35 - 36) (including \$.....0 in Separate Accounts Statement).....	643,046,189	629,416,149
38. Totals of Lines 29, 30 and 37.....	645,546,189	631,916,149
39. Totals of Lines 28 and 38 (Page 2, Line 28, Col. 3).....	10,017,887,670	10,172,840,824

### DETAILS OF WRITE-INS

2501. Post retirement benefit liability.....	42,242,140	31,293,117
2502. Cash collateral on derivatives.....	13,843,645	15,210,844
2503. Miscellaneous.....	5,178,813	4,396,652
2598. Summary of remaining write-ins for Line 25 from overflow page.....	0	0
2599. Totals (Lines 2501 thru 2503 plus 2598) (Line 25 above).....	61,264,598	50,900,613
3101. ....		
3102. ....		
3103. ....		
3198. Summary of remaining write-ins for Line 31 from overflow page.....	0	0
3199. Totals (Lines 3101 thru 3103 plus 3198) (Line 31 above).....	0	0
3401. ....		
3402. ....		
3403. ....		
3498. Summary of remaining write-ins for Line 34 from overflow page.....	0	0
3499. Totals (Lines 3401 thru 3403 plus 3498) (Line 34 above).....	0	0

## SUMMARY OF OPERATIONS

	1 Current Year to Date	2 Prior Year to Date	3 Prior Year Ended December 31
1. Premiums and annuity considerations for life and accident and health contracts.....	53,282,891	51,862,518	203,961,541
2. Considerations for supplementary contracts with life contingencies.....	1,024,300	1,928,150	5,043,269
3. Net investment income.....	25,222,994	28,669,077	110,795,736
4. Amortization of Interest Maintenance Reserve (IMR).....	240,727	314,339	1,048,115
5. Separate Accounts net gain from operations excluding unrealized gains or losses.....	.....	.....	.....
6. Commissions and expense allowances on reinsurance ceded.....	3,807,472	1,445,610	13,105,681
7. Reserve adjustments on reinsurance ceded.....	(91,400,862)	(146,224,631)	(538,633,077)
8. Miscellaneous Income:			
8.1 Income from fees associated with investment management, administration and contract guarantees from Separate Accounts.....	32,534,887	36,748,627	137,799,094
8.2 Charges and fees for deposit-type contracts.....	52,769	49,038	108,671
8.3 Aggregate write-ins for miscellaneous income.....	10,842,142	16,256,118	55,132,128
9. Totals (Lines 1 to 8.3).....	35,607,320	(8,951,154)	(11,638,842)
10. Death benefits.....	33,019,388	35,355,915	130,978,888
11. Matured endowments (excluding guaranteed annual pure endowments).....	7,818	0	0
12. Annuity benefits.....	4,779,312	2,849,273	14,613,743
13. Disability benefits and benefits under accident and health contracts.....	670,896	1,312,396	3,870,990
14. Coupons, guaranteed annual pure endowments and similar benefits.....	.....	.....	.....
15. Surrender benefits and withdrawals for life contracts.....	79,466,866	83,620,286	319,769,905
16. Group conversions.....	.....	.....	.....
17. Interest and adjustments on contract or deposit-type contract funds.....	448,201	181,248	1,022,622
18. Payments on supplementary contracts with life contingencies.....	1,185,116	1,173,039	4,933,013
19. Increase in aggregate reserves for life and accident and health contracts.....	4,646,488	2,246,562	(2,515,669)
20. Totals (Lines 10 to 19).....	124,224,085	126,738,719	472,673,492
21. Commissions on premiums, annuity considerations and deposit-type contract funds (direct business only).....	1,997,514	2,169,469	4,580,095
22. Commissions and expense allowances on reinsurance assumed.....	.....	.....	.....
23. General insurance expenses.....	33,484,861	12,400,798	43,157,831
24. Insurance taxes, licenses and fees, excluding federal income taxes.....	1,595,213	1,752,093	6,187,753
25. Increase in loading on deferred and uncollected premiums.....	250,685	(255,585)	346,922
26. Net transfers to or (from) Separate Accounts net of reinsurance.....	(153,320,101)	(201,850,344)	(750,405,039)
27. Aggregate write-ins for deductions.....	5,728,103	1,042,921	3,667,917
28. Totals (Lines 20 to 27).....	13,960,360	(58,001,929)	(219,791,029)
29. Net gain from operations before dividends to policyholders and federal income taxes (Line 9 minus Line 28).....	21,646,960	49,050,775	208,152,187
30. Dividends to policyholders.....	1,218,367	836,691	4,807,539
31. Net gain from operations after dividends to policyholders and before federal income taxes (Line 29 minus Line 30).....	20,428,593	48,214,084	203,344,648
32. Federal and foreign income taxes incurred (excluding tax on capital gains).....	9,251,556	14,865,742	46,816,403
33. Net gain from operations after dividends to policyholders and federal income taxes and before realized capital gains or (losses) (Line 31 minus Line 32).....	11,177,037	33,348,342	156,528,245
34. Net realized capital gains (losses) (excluding gains (losses) transferred to the IMR) less capital gains tax of \$....42,380 (excluding taxes of \$....(467,900) transferred to the IMR).....	78,705	41,774	273,462
35. Net income (Line 33 plus Line 34).....	11,255,742	33,390,116	156,801,707
<b>CAPITAL AND SURPLUS ACCOUNT</b>			
36. Capital and surplus, December 31, prior year.....	631,916,149	675,237,527	675,237,527
37. Net income (Line 35).....	11,255,742	33,390,116	156,801,707
38. Change in net unrealized capital gains (losses) less capital gains tax of \$....(59,157).....	(20,890)	23,297	107,655
39. Change in net unrealized foreign exchange capital gain (loss).....	(88,977)	18,045	184,637
40. Change in net deferred income tax.....	4,597,998	149,156	(16,656,141)
41. Change in nonadmitted assets.....	(7,193,264)	977,281	21,990,207
42. Change in liability for reinsurance in unauthorized and certified companies.....	.....	.....	.....
43. Change in reserve on account of change in valuation basis, (increase) or decrease.....	.....	.....	.....
44. Change in asset valuation reserve.....	917,999	(537,504)	554,988
45. Change in treasury stock.....	.....	.....	.....
46. Surplus (contributed to) withdrawn from Separate Accounts during period.....	.....	.....	.....
47. Other changes in surplus in Separate Accounts Statement.....	.....	.....	.....
48. Change in surplus notes.....	.....	.....	.....
49. Cumulative effect of changes in accounting principles.....	.....	.....	.....
50. Capital changes:			
50.1 Paid in.....	.....	.....	.....
50.2 Transferred from surplus (Stock Dividend).....	.....	.....	.....
50.3 Transferred to surplus.....	.....	.....	.....
51. Surplus adjustment:			
51.1 Paid in.....	.....	.....	.....
51.2 Transferred to capital (Stock Dividend).....	.....	.....	.....
51.3 Transferred from capital.....	.....	.....	.....
51.4 Change in surplus as a result of reinsurance.....	(334,293)	(334,293)	(1,337,172)
52. Dividends to stockholders.....	0	0	(199,000,000)
53. Aggregate write-ins for gains and losses in surplus.....	4,495,725	(121,225)	(5,967,259)
54. Net change in capital and surplus (Lines 37 through 53).....	13,630,040	33,564,873	(43,321,378)
55. Capital and surplus as of statement date (Lines 36 + 54).....	645,546,189	708,802,400	631,916,149

### DETAILS OF WRITE-INS

08.301. Management and service fee income.....	9,396,521	12,279,692	46,443,427
08.302. Miscellaneous.....	787,070	2,164,071	4,918,953
08.303. Income from cross selling agreements.....	658,551	1,812,355	3,769,748
08.398. Summary of remaining write-ins for Line 8.3 from overflow page.....	0	0	0
08.399. Totals (Lines 08.301 thru 08.303 plus 08.398) (Line 8.3 above).....	10,842,142	16,256,118	55,132,128
2701. Interest credited to reinsurer.....	5,728,103	1,042,921	3,667,917
2702. ....	.....	.....	.....
2703. ....	.....	.....	.....
2798. Summary of remaining write-ins for Line 27 from overflow page.....	0	0	0
2799. Totals (Lines 2701 thru 2703 plus 2798) (Line 27 above).....	5,728,103	1,042,921	3,667,917
5301. Benefit plans curtailment impact.....	4,501,250	0	0
5302. Transition amortization of unfunded pension liability.....	(131,625)	(319,800)	(1,279,200)
5303. Amortization of pension and postretirement unrecognized items.....	126,100	198,575	794,300
5398. Summary of remaining write-ins for Line 53 from overflow page.....	0	0	(5,482,359)
5399. Totals (Lines 5301 thru 5303 plus 5398) (Line 53 above).....	4,495,725	(121,225)	(5,967,259)

# New England Life Insurance Company

## CASH FLOW

	1 Current Year to Date	2 Prior Year To Date	3 Prior Year Ended December 31
<b>CASH FROM OPERATIONS</b>			
1. Premiums collected net of reinsurance.....	56,058,836	60,748,877	216,224,700
2. Net investment income.....	24,129,927	27,553,182	106,247,965
3. Miscellaneous income.....	46,593,093	60,437,791	207,922,447
4. Total (Lines 1 through 3).....	126,781,856	148,739,850	530,395,112
5. Benefit and loss related payments.....	226,262,085	281,825,876	1,014,101,603
6. Net transfers to Separate Accounts, Segregated Accounts and Protected Cell Accounts.....	(159,326,448)	(209,133,029)	(776,909,189)
7. Commissions, expenses paid and aggregate write-ins for deductions.....	41,735,894	16,756,421	64,637,554
8. Dividends paid to policyholders.....	1,351,995	1,310,394	5,278,474
9. Federal and foreign income taxes paid (recovered) net of \$.....0 tax on capital gains (losses).....	12,000,001	37,000,000	58,423,177
10. Total (Lines 5 through 9).....	122,023,527	127,759,662	365,531,619
11. Net cash from operations (Line 4 minus Line 10).....	4,758,329	20,980,188	164,863,493
<b>CASH FROM INVESTMENTS</b>			
12. Proceeds from investments sold, matured or repaid:			
12.1 Bonds.....	116,561,424	125,925,395	548,646,050
12.2 Stocks.....			
12.3 Mortgage loans.....	677,207	1,808,063	22,431,168
12.4 Real estate.....			
12.5 Other invested assets.....	102,081	266,545	70,372,226
12.6 Net gains or (losses) on cash, cash equivalents and short-term investments.....	(1,817)	6,367	45,098
12.7 Miscellaneous proceeds.....	16,606	(35,113)	5,662,185
12.8 Total investment proceeds (Lines 12.1 to 12.7).....	117,355,501	127,971,257	647,156,727
13. Cost of investments acquired (long-term only):			
13.1 Bonds.....	137,164,097	105,257,427	509,662,678
13.2 Stocks.....			
13.3 Mortgage loans.....	0	0	10,500,000
13.4 Real estate.....			
13.5 Other invested assets.....	11,287,503	28,018,665	41,494,659
13.6 Miscellaneous applications.....	(1,944)	37,336,487	55,640,928
13.7 Total investments acquired (Lines 13.1 to 13.6).....	148,449,656	170,612,579	617,298,265
14. Net increase or (decrease) in contract loans and premium notes.....	(5,218,637)	928,631	4,953,944
15. Net cash from investments (Line 12.8 minus Line 13.7 and Line 14).....	(25,875,518)	(43,569,953)	24,904,518
<b>CASH FROM FINANCING AND MISCELLANEOUS SOURCES</b>			
16. Cash provided (applied):			
16.1 Surplus notes, capital notes.....			
16.2 Capital and paid in surplus, less treasury stock.....			
16.3 Borrowed funds.....			
16.4 Net deposits on deposit-type contracts and other insurance liabilities.....	401,417	628,832	911,878
16.5 Dividends to stockholders.....	0	0	199,000,000
16.6 Other cash provided (applied).....	28,467,941	28,849,821	14,639,270
17. Net cash from financing and miscellaneous sources (Lines 16.1 through 16.4 minus Line 16.5 plus Line 16.6).....	28,869,358	29,478,653	(183,448,852)
<b>RECONCILIATION OF CASH, CASH EQUIVALENTS AND SHORT-TERM INVESTMENTS</b>			
18. Net change in cash, cash equivalents and short-term investments (Line 11 plus Line 15 plus Line 17).....	7,752,169	6,888,888	6,319,159
19. Cash, cash equivalents and short-term investments:			
19.1 Beginning of year.....	14,018,210	7,699,051	7,699,051
19.2 End of period (Line 18 plus Line 19.1).....	21,770,379	14,587,939	14,018,210
<b>Note: Supplemental disclosures of cash flow information for non-cash transactions:</b>			
20.0001 Security exchange.....	13,351,774	0	39,980,821
20.0002 Capitalized interest on bonds.....	100,336	103,014	401,891
20.0003 Tax on prior period adjustment.....	0	0	110,110

# EXHIBIT 1

## DIRECT PREMIUMS AND DEPOSIT-TYPE CONTRACTS

	1 Current Year To Date	2 Prior Year To Date	3 Prior Year Ended December 31
1. Industrial life.....			
2. Ordinary life insurance.....	58,264,009	59,638,167	234,950,895
3. Ordinary individual annuities.....	14,210,376	16,406,554	59,008,807
4. Credit life (group and individual).....			
5. Group life insurance.....			
6. Group annuities.....	164,235	127,670	486,176
7. A&H - group.....			
8. A&H - credit (group and individual).....			
9. A&H - other.....	1,971,017	2,091,027	7,750,722
10. Aggregate of all other lines of business.....	0	0	0
11. Subtotal.....	74,609,637	78,263,418	302,196,600
12. Deposit-type contracts.....			
13. Total.....	74,609,637	78,263,418	302,196,600

### DETAILS OF WRITE-INS

1001. ....			
1002. ....			
1003. ....			
1098. Summary of remaining write-ins for Line 10 from overflow page.....	0	0	0
1099. Total (Lines 1001 thru 1003 plus 1098) (Line 10 above).....	0	0	0



**NOTES TO THE FINANCIAL STATEMENTS****1. Summary of Significant Accounting Policies****A. Accounting Practices**

New England Life Insurance Company (the “Company”) presents the accompanying financial statements on the basis of accounting practices prescribed or permitted (“MA SAP”) by the Commonwealth of Massachusetts (“Massachusetts”) Division of Insurance (the “Division”).

The Division recognizes only the statutory accounting practices prescribed or permitted by Massachusetts in determining and reporting the financial condition and results of operations of an insurance company, in determining its solvency under the Massachusetts Insurance Law. In 2001, the National Association of Insurance Commissioners (“NAIC”) *Accounting Practices and Procedures Manual* (“NAIC SAP”) was adopted as a component of MA SAP.

Massachusetts has adopted certain prescribed accounting practices that differ from those found in NAIC SAP, none of which affect the financial statements of the Company. A reconciliation of the Company’s net income and capital and surplus between MA SAP and NAIC SAP is as follows:

	<b>State of Domicile</b>	<b>For the Three Months Ended March 31, 2016</b>	<b>For the Year Ended December 31, 2015</b>
Net income, MA SAP	MA	\$ 11,255,742	\$ 156,801,707
State prescribed practices: NONE	MA	—	—
State permitted practices: NONE	MA	—	—
Net income, NAIC SAP	MA	<u>\$ 11,255,742</u>	<u>\$ 156,801,707</u>
		<b>March 31, 2016</b>	<b>December 31, 2015</b>
Statutory capital and surplus, MA SAP	MA	\$ 645,546,189	\$ 631,916,149
State prescribed practices: NONE	MA	—	—
State permitted practices: NONE	MA	—	—
Statutory capital and surplus, NAIC SAP	MA	<u>\$ 645,546,189</u>	<u>\$ 631,916,149</u>

**B. No significant change.****C. Accounting Policy**

(1-5) No significant change.

(6) Mortgage-backed bonds, included in bonds, are generally stated at amortized cost using the scientific method unless they have a NAIC rating designation of 6, which are stated at the lower of amortized cost or fair value. Amortization of the discount or premium from the purchase of these securities considers the estimated timing and amount of prepayments of the underlying mortgage loans. Actual prepayment experience is periodically reviewed and effective yields are recalculated when differences arise between the prepayments originally anticipated and the actual prepayments received and currently anticipated. For credit-sensitive mortgage-backed and asset-backed bonds and certain prepayment-sensitive bonds (e.g., interest-only securities), the effective yield is recalculated on a prospective basis. For all other mortgage-backed and asset-backed bonds, the effective yield is recalculated on a retrospective basis.

For certain residential mortgage-backed securities (“RMBS”) and commercial mortgage-backed securities (“CMBS”), both an initial and final NAIC designation is determined on a security-by-security basis based on a range of values published by the NAIC. The initial designation is used to determine the carrying value of the RMBS or CMBS. RMBS and CMBS with initial designations of 1 to 5 are stated at amortized cost, while RMBS and CMBS with initial designations of 6 are stated at the lower of amortized cost or fair value. The final designation calculation compares this carrying value with a range of values, resulting in a final NAIC designation reported herein, which is used for all other accounting and reporting purposes.

For loan-backed securities, including asset-backed securities (“ABS”), which are not modeled, the NAIC relies on the second lowest NAIC Credit Rating Provider (“CRP”) rating to determine the initial NAIC designation. The second lowest CRP rating is used to determine the carrying value of the security, which is based on the NAIC’s estimate of expected losses, using an NAIC published formula. The carrying value of the security determines its final NAIC designation, which is used for reporting in the Annual Statement and in risk-based capital (“RBC”) calculations. This revised methodology does not apply to NAIC 1 and NAIC 6 securities which are rated at the second lowest CRP designation.

(7-13) No significant change.

**2. Accounting Changes and Corrections of Errors**

No significant change

**3. Business Combinations and Goodwill**

No significant change.



**NOTES TO THE FINANCIAL STATEMENTS****4. Discontinued Operations**

No significant change.

**5. Investments**

A-C. No significant change.

**D. Loan-backed Securities**

- (1) Prepayment assumptions were obtained from published broker dealer values and internal estimates.
- (2) a. The Company did not recognize any other-than-temporary impairments (“OTTI”) on the basis of the intent to sell during the three months ended March 31, 2016.
- b. The Company did not recognize any OTTI on the basis of the inability or lack of intent to retain the investment in the security for a period of time sufficient to recover the amortized cost basis during the three months ended March 31, 2016.
- c. Impairments where the present value of cash flows expected to be collected is less than the amortized cost basis of the security are shown in Note 5D(3).
- (3) As of March 31, 2016, the Company has not recognized any OTTI on its loan-backed securities based on cash flow analysis.
- (4) At March 31, 2016, the estimated fair value and gross unrealized losses for loan-backed securities, aggregated by length of time the securities have been in a continuous loss position were as follows:
- |   |    |            |
|---|----|------------|
| a. The aggregate amount of unrealized losses:                             |    |            |
| 1. Less than 12 Months  | \$ | 1,243,133  |
| 2. 12 Months or Longer  | \$ | 447,561    |
| b. The aggregate related fair value of securities with unrealized losses: |    |            |
| 1. Less than 12 Months  | \$ | 73,264,930 |
| 2. 12 Months or Longer  | \$ | 12,220,385 |
- (5) The Company performs a regular evaluation, on a security-by-security basis, of its securities holdings in accordance with its OTTI policy in order to evaluate whether such investments are other than temporarily impaired. Management considers a wide range of factors about the security issuer and uses its best judgment in evaluating the cause of the decline in the estimated fair value of the security and in assessing the prospects for near-term recovery. Factors considered include fundamentals of the industry and geographic area in which the security issuer operates, as well as overall macroeconomic conditions. Projected future cash flows are estimated using assumptions derived from management’s best estimates of likely scenario-based outcomes after giving consideration to a variety of variables that include, but are not limited to: (i) general payment terms of the security; (ii) the likelihood that the issuer can service the scheduled interest and principal payments; (iii) the quality and amount of any credit enhancements; (iv) the security’s position within the capital structure of the issuer; (v) possible corporate restructurings or asset sales by the issuer; and (vi) changes to the rating of the security or the issuer by rating agencies. Additional considerations are made when assessing the unique features that apply to certain loan-backed securities including, but are not limited to: (i) the quality of underlying collateral; (ii) expected prepayment speeds; (iii) current and forecasted loss severity; (iv) consideration of the payment terms of the underlying assets backing the security; and (v) the payment priority within the tranche structure of the security. For loan-backed securities in an unrealized loss position as summarized in the immediately preceding table, the Company does not have the intent to sell the securities, believes it has the intent and ability to retain the security for a period of time sufficient to recover the carrying value of the security and based on the cash flow modeling and other considerations as described above, believes these securities are not other than temporarily impaired.

**E. Repurchase Agreements and/or Securities Lending Transactions**

- (1) No significant change.
- (2) The Company did not have any pledged assets as collateral for repurchase agreements, securities lending transactions or dollar repurchase agreements as of March 31, 2016.
- (3) The Company did not receive any collateral as of March 31, 2016.
- (4-7) No significant change.

F-H. No significant change.

**I. Working Capital Finance Investments**

The Company had no working capital finance investments during the three months ended March 31, 2016.

**NOTES TO THE FINANCIAL STATEMENTS****J. Offsetting and Netting of Assets and Liabilities**

The Company had no assets and liabilities which are offset and reported net in accordance with a valid right to offset.

**K. Structured Notes**

No significant change.

**6. Joint Ventures, Partnerships and Limited Liability Companies**

No significant change

**7. Investment Income**

No significant change.

**8. Derivative Instruments**

As of March 31, 2016, there were no significant changes in the Company's derivative policy or investments other than those described below.

**Credit Risk**

The Company enters into various collateral arrangements, which may require both the pledging and accepting of collateral in connection with its derivatives.

The table below summarizes the collateral pledged in connection with its over-the-counter ("OTC") and exchange-traded derivatives at:

	Securities <sup>(1)</sup>	
	March 31, 2016	December 31, 2015
<b>Initial Margin:</b>		
OTC-cleared	\$ 1,075,037	\$ 1,075,506

<sup>(1)</sup> Securities pledged as collateral are reported in "Bonds". Subject to certain constraints, the counterparties are permitted by contract to sell or repledge this collateral.

The table below summarizes the collateral received in connection with its OTC derivatives at:

	Cash <sup>(1)</sup>		Securities <sup>(2)</sup>		Total	
	March 31, 2016	December 31, 2015	March 31, 2016	December 31, 2015	March 31, 2016	December 31, 2015
<b>Variation Margin:</b>						
OTC-bilateral	\$ 13,600,000	\$ 14,950,000	\$ 2,597,156	\$ 1,110,853	\$ 16,197,156	\$ 16,060,853
OTC-cleared	243,645	260,844	—	—	243,645	260,844
<b>Total OTC</b>	<b>\$ 13,843,645</b>	<b>\$ 15,210,844</b>	<b>\$ 2,597,156</b>	<b>\$ 1,110,853</b>	<b>\$ 16,440,801</b>	<b>\$ 16,321,697</b>

<sup>(1)</sup> Cash collateral received is reported in "Cash, cash equivalents and short-term investments" and the obligation to return the collateral is reported in "Aggregate write-ins for liabilities" as "Cash collateral on derivatives".

<sup>(2)</sup> Securities collateral received is held in separate custodial accounts and is not reflected in the financial statements. These amounts are also reported in Note 16 because the securities are held off-balance sheet.

**NOTES TO THE FINANCIAL STATEMENTS****9. Income Taxes**

A. The components of net deferred tax assets (“DTA”) and deferred tax liabilities (“DTL”) consisted of the following:

	<b>March 31, 2016</b>		
	<b>Ordinary</b>	<b>Capital</b>	<b>Total</b>
Gross DTA	\$ 134,027,205	—	\$ 134,027,205
Statutory valuation allowance adjustments		—	—
Adjusted gross DTA	134,027,205	—	134,027,205
DTA nonadmitted	(84,981,973)	—	(84,981,973)
Subtotal net admitted DTA	49,045,232	—	49,045,232
DTL	(11,708,979)	—	(11,708,979)
Net admitted DTA/(Net DTL)	<u>\$ 37,336,253</u>	<u>\$ —</u>	<u>\$ 37,336,253</u>
	<b>December 31, 2015</b>		
	<b>Ordinary</b>	<b>Capital</b>	<b>Total</b>
Gross DTA	\$ 132,565,414	4,551	\$ 132,569,965
Statutory valuation allowance adjustments	—	—	—
Adjusted gross DTA	132,565,414	4,551	132,569,965
DTA nonadmitted	(74,472,914)	(4,551)	(74,477,465)
Subtotal net admitted DTA	58,092,500	—	58,092,500
DTL	(12,488,119)	—	(12,488,119)
Net admitted DTA/(Net DTL)	<u>\$ 45,604,381</u>	<u>\$ —</u>	<u>\$ 45,604,381</u>
	<b>Change</b>		
	<b>Ordinary</b>	<b>Capital</b>	<b>Total</b>
Gross DTA	\$ 1,461,791	(4,551)	\$ 1,457,240
Statutory valuation allowance adjustments	—	—	—
Adjusted gross DTA	1,461,791	(4,551)	1,457,240
DTA nonadmitted	(10,509,059)	4,551	(10,504,508)
Subtotal net admitted DTA	(9,047,268)	—	(9,047,268)
DTL	779,140	—	779,140
Net admitted DTA/(Net DTL)	<u>\$ (8,268,128)</u>	<u>\$ —</u>	<u>\$ (8,268,128)</u>

Admission calculation components – SSAP No. 101, *Income Taxes*, (“SSAP 101”):

	<b>March 31, 2016</b>		
	<b>Ordinary</b>	<b>Capital</b>	<b>Total</b>
Federal income taxes paid in prior years recoverable through loss carrybacks	\$ 5,664,000	\$ —	\$ 5,664,000
Adjusted gross DTA expected to be realized (excluding the amount of DTA from above) after application of the threshold limitation (the lesser of 1 and 2 below)	31,672,253	—	31,672,253
1. Adjusted gross DTA expected to be realized following the balance sheet date	31,672,253	—	31,672,253
2. Adjusted gross DTA allowed per limitation threshold	XXX	XXX	91,231,490
Adjusted gross DTA (excluding the amount of DTA from above) offset by gross DTL	11,708,979	—	11,708,979
DTA admitted as the result of application of SSAP 101 total	<u>\$ 49,045,232</u>	<u>\$ —</u>	<u>\$ 49,045,232</u>

**NOTES TO THE FINANCIAL STATEMENTS**

	<b>December 31, 2015</b>		
	<b>Ordinary</b>	<b>Capital</b>	<b>Total</b>
Federal income taxes paid in prior years recoverable through loss carrybacks	\$ 5,664,000	\$ —	\$ 5,664,000
Adjusted gross DTA expected to be realized (excluding the amount of DTA from above) after application of the threshold limitation (the lesser of 1 and 2 below)	39,940,381	—	39,940,381
1. Adjusted gross DTA expected to be realized following the balance sheet date	39,940,381	—	39,940,381
2. Adjusted gross DTA allowed per limitation threshold	XXX	XXX	87,946,765
Adjusted gross DTA (excluding the amount of DTA from above) offset by gross DTL	12,488,119	—	12,488,119
DTA admitted as the result of application of SSAP 101 total	<u>\$ 58,092,500</u>	<u>\$ —</u>	<u>\$ 58,092,500</u>

	<b>Change</b>		
	<b>Ordinary</b>	<b>Capital</b>	<b>Total</b>
Federal income taxes paid in prior years recoverable through loss carrybacks	\$ —	\$ —	\$ —
Adjusted gross DTA expected to be realized (excluding the amount of DTA from above) after application of the threshold limitation (the lesser of 1 and 2 below)	(8,268,128)	—	(8,268,128)
1. Adjusted gross DTA expected to be realized following the balance sheet date	(8,268,128)	—	(8,268,128)
2. Adjusted gross DTA allowed per limitation threshold	XXX	XXX	3,284,725
Adjusted gross DTA (excluding the amount of DTA from above) offset by gross DTL	(779,140)	—	(779,140)
DTA admitted as the result of application of SSAP 101 total	<u>\$ (9,047,268)</u>	<u>\$ —</u>	<u>\$ (9,047,268)</u>

	<b>March 31, 2016</b>	<b>December 31, 2015</b>
RBC percentage used to determine recovery period and threshold limitation amount	3,247%	3,140%
Amount of total adjusted capital used to determine recovery period and threshold limitation	\$ 631,293,247	\$ 610,373,896

Management believes the Company will be able to utilize the DTA in the future without any tax planning strategies.

Do the Company's tax planning strategies include the use of reinsurance? No

B. No significant change.

**NOTES TO THE FINANCIAL STATEMENTS**

C. The changes in the main components of deferred income tax amounts were as follows:

	March 31, 2016	December 31, 2015	Change
DTA:			
Ordinary:			
Discounting of unpaid losses	\$ —	\$ —	\$ —
Unearned premium reserve	—	—	—
Policyholder reserves	15,411,776	15,275,272	136,504
Investments	—	—	—
Deferred acquisition costs	28,696,500	30,403,697	(1,707,197)
Policyholder dividends accrual	—	—	—
Fixed assets	—	—	—
Compensation and benefits accrual	—	—	—
Pension accrual	—	—	—
Receivables - nonadmitted	—	—	—
Net operating loss carry forward	—	—	—
Tax credit carry forwards	11,728,628	11,760,981	(32,353)
Other (including items <5% of total ordinary tax assets)	10,828,060	9,594,908	1,233,152
Ceding commissions	13,533,296	13,494,295	39,001
Employee benefits	52,027,822	49,076,203	2,951,619
Nonadmitted assets	1,801,123	2,960,058	(1,158,935)
Subtotal	<u>134,027,205</u>	<u>132,565,414</u>	<u>1,461,791</u>
Statutory valuation allowance adjustment	—	—	—
Nonadmitted	(84,981,973)	(74,472,914)	(10,509,059)
Admitted ordinary DTA	<u>49,045,232</u>	<u>58,092,500</u>	<u>(9,047,268)</u>
Capital:			
Investments	—	4,551	(4,551)
Net capital loss carryforward	—	—	—
Real estate	—	—	—
Other (including items <5% of total ordinary tax assets)	—	—	—
Subtotal	<u>—</u>	<u>4,551</u>	<u>(4,551)</u>
Statutory valuation allowance adjustment	—	—	—
Nonadmitted	—	(4,551)	4,551
Admitted capital DTA	<u>—</u>	<u>—</u>	<u>—</u>
Admitted DTA	<u>\$ 49,045,232</u>	<u>\$ 58,092,500</u>	<u>\$ (9,047,268)</u>
DTL:			
Ordinary:			
Investments	\$ (11,708,979)	\$ (12,488,119)	\$ 779,140
Fixed assets	—	—	—
Deferred and uncollected premiums	—	—	—
Policyholder reserves	—	—	—
Other (including items <5% of total ordinary tax liabilities)	—	—	—
Unrealized capital gains (losses)	—	—	—
Separate Account adjustments	—	—	—
Other liabilities	—	—	—
Subtotal	<u>(11,708,979)</u>	<u>(12,488,119)</u>	<u>779,140</u>
Capital:			
Investments	—	—	—
Real estate	—	—	—
Other (including items <5% of total ordinary tax liabilities)	—	—	—
Subtotal	<u>—</u>	<u>—</u>	<u>—</u>
DTL	<u>\$ (11,708,979)</u>	<u>\$ (12,488,119)</u>	<u>\$ 779,140</u>
Net DTA/ (DTL)	<u>\$ 37,336,253</u>	<u>\$ 45,604,381</u>	<u>\$ (8,268,128)</u>
			Change in nonadmitted assets 10,504,508
			Tax effect of unrealized gains (losses) (59,157)
			Additional minimum pension liability 2,420,775
			Change in net DTA <u>\$ 4,597,998</u>

**NOTES TO THE FINANCIAL STATEMENTS**

- D. The provision for Federal and foreign income taxes incurred is different from that which would be obtained by applying the statutory Federal income tax rate to net gain (loss) from operations after dividends to policyholders and before Federal income tax. The significant items causing the difference were as follows:

	<u>March 31, 2016</u>
Net gain (loss) from operations after dividends to policyholders and before Federal income tax @ 35%	\$ 7,154,711
Net realized capital gains (losses) @ 35%	(425,520)
Tax effect of:	
Change in nonadmitted assets	1,158,935
Prior period adjustment in surplus	
Penalties	
Interest maintenance reserve	(84,254)
Meals and entertainment	627
Tax exempt income	(9,021)
Tax credits	(379,198)
Separate Account dividend received deduction	(3,026,765)
Other	(161,477)
Total statutory income taxes (benefit)	<u>\$ 4,228,038</u>
Federal and foreign income taxes incurred including tax on realized capital gains	\$ 8,826,036
Change in net DTA	(4,597,998)
Total statutory income taxes (benefit)	<u>\$ 4,228,038</u>

E-G. No significant change.

**10. Information Concerning Parents, Subsidiaries, Affiliates and Other Related Parties**

A-C. No significant change.

- D. The Company had \$7,333,843 receivable and \$765,172 payable with affiliates as of March 31, 2016. The Company had \$21,521,811 receivable and \$798,472 payable with affiliates as of December 31, 2015. Amounts receivable and payable are expected to be settled within 90 days.

E-N. No significant change.

**11. Debt**

A. No significant change.

B. The Company has not issued any debt to the Federal Home Loan Bank.

**12. Retirement Plans, Deferred Compensation, Postemployment Benefits and Compensated Absences and Other Postretirement Benefit Plans**

A. (1-3) No significant change.

(4) Components of net periodic benefit cost:

	<u>Pension Benefits</u>		<u>Postretirement Benefits</u>	
	<u>March 31, 2016</u>	<u>December 31, 2015</u>	<u>March 31, 2016</u>	<u>December 31, 2015</u>
Service cost	\$ 52,500	\$ 209,000	\$ 28,500	\$ 219,000
Interest cost	2,370,500	9,021,000	337,250	1,419,000
Expected return on plan assets	(2,091,250)	(8,778,000)	—	—
Transition asset or obligation	—	—	—	—
Gains and losses	(34,750)	(428,000)	168,500	461,000
Prior service cost or credit	—	—	362,500	1,683,000
Gain or loss recognized due to a settlement or curtailment	—	—	17,925,000	—
Total net periodic benefit cost	<u>\$ 366,500</u>	<u>\$ 880,000</u>	<u>\$ 18,484,750</u>	<u>\$ 2,860,000</u>

(5-21) No significant change.

B-I. No significant change.

**13. Capital Surplus, Shareholder's Dividend Restrictions and Quasi Reorganizations**

No significant change.

---

**NOTES TO THE FINANCIAL STATEMENTS**

---

**14. Liabilities, Contingencies and Assessments**

A-E. No significant change.

F. All Other Contingencies

Uncollectible Premium Receivables

The Company had admitted assets of \$2,828,836 and \$3,628,449 at March 31, 2016 and December 31, 2015, respectively, in receivables for uninsured plans and uncollected and agents' balances in the course of collection. The Company routinely assesses the ability to collect these receivables. Based upon Company experience, the amount of premiums and other accounts receivable that may become uncollectible and result in a potential loss is not material to the Company's financial condition.

Litigation

*Unclaimed Property Inquiries.* On November 21, 2012, the West Virginia Treasurer filed an action against the Company in West Virginia state court (West Virginia ex. rel. John D. Perdue v. New England Life Insurance Company, Circuit County Court of Putnam County, Civil Action No. 12-C-376), alleging that the Company violated the West Virginia Uniform Unclaimed Property Act ("Act"), seeking to compel compliance with the Act, and seeking payment of unclaimed property, interest and penalties. On June 16, 2015, the West Virginia Supreme Court of Appeals reversed the Circuit Court's order that had granted the Company's motion to dismiss the action and remanded the action to the Circuit Court for further proceedings. The Company intends to defend this action vigorously.

*Sales Practice Claims and Regulatory Matters.* The Company and certain of its affiliates have faced numerous claims, including class action lawsuits, alleging improper marketing or sales of individual life insurance policies, annuities, mutual funds or other products. Regulatory authorities in a small number of states and the Financial Industry Regulatory Authority, and occasionally the U.S. Securities and Exchange Commission ("SEC"), have also conducted investigations or inquiries relating to sales of individual life insurance policies or annuities or other products issued by the Company. These investigations often focus on the conduct of particular financial service representatives and the sale of unregistered or unsuitable products or the misuse of client assets. Over the past several years, these and a number of investigations by other regulatory authorities were resolved for monetary payments and certain other relief, including restitution payments. The Company may continue to resolve investigations in a similar manner.

*Diversified Lending Group.* The Company conducted an internal investigation of an agency in Los Angeles, California concerning the referral of clients to an entity which the SEC has put into receivership for allegedly defrauding investors. Three of the Company's former representatives may have encouraged customers to invest in this entity. Restitution has been made to certain customers. The Company has been named in three related lawsuits currently pending in California state court. In one of the lawsuits and four other lawsuits in which the Company was not named directly, one of the Company's former representatives has asserted claims for indemnification against the Company. The Court recently denied plaintiffs' motion for class certification. The Company believes adequate provision has been made in its financial statements for any probable and reasonable estimable loss for this matter.

Various litigation, claims and assessments against the Company, in addition to those discussed above and those otherwise provided for in the Company's financial statements, have arisen in the course of the Company's business, including, but not limited to, in connection with its activities as an insurer, employer, investor, investment advisor or taxpayer. Further, state insurance regulatory and other federal and state authorities regularly make inquiries and conduct investigations concerning the Company's compliance with applicable insurance and other laws and regulations.

It is not possible to predict the ultimate outcome of all pending investigations and legal proceedings. In some of the matters, large and/or indeterminate amounts, including punitive and treble damages, may be sought. Although, in light of these considerations, it is possible that an adverse outcome in certain cases could have a material effect upon the Company's financial position, based on information currently known by the Company's management, in its opinion, the outcomes of pending investigations and legal proceedings are not likely to have such an effect. However, given the large and/or indeterminate amounts that may be sought in certain of these matters and the inherent unpredictability of litigation, it is possible that an adverse outcome in certain matters could, from time to time, have a material effect on the Company's net income or cash flows in any particular period.

**15. Leases**

A. Lease Expense and Commitments

(1) Lessee leasing arrangements

Rental expense for the three months ended March 31, 2016 and year ended December 31, 2015 were \$37,356 and \$504,219, respectively.

(2) Leases having initial or remaining noncancelable lease terms in excess of one year

No significant change.

(3) Sale-leaseback transactions

No significant change.



**NOTES TO THE FINANCIAL STATEMENTS**

## B. Lease Income

No significant change.

**16. Information about Financial Instruments with Off-Balance Sheet Risk and Financial Instruments with Concentrations of Credit Risk**

- (1) The table below summarizes the notional amount of the Company's financial instruments (derivatives that are designated as effective hedging instruments and derivatives used in replications) with off-balance sheet credit risk at:

	Assets		Liabilities	
	March 31, 2016	December 31, 2015	March 31, 2016	December 31, 2015
Swaps	\$ 85,386,958	\$ 85,386,958	\$ 4,942,000	\$ 11,000,000
Futures	—	—	—	—
Options	—	—	—	—
Total	\$ 85,386,958	\$ 85,386,958	\$ 4,942,000	\$ 11,000,000

- (2) No significant change.
- (3) The Company may be exposed to credit-related losses in the event of nonperformance by counterparties to derivatives. Generally, the current credit exposure of the Company's derivatives is limited to the net positive estimated fair value of derivatives at the reporting date after taking into consideration the existence of master netting or similar agreements and any collateral received pursuant to such agreements.

The Company manages its credit risk related to derivatives by entering into transactions with creditworthy counterparties and establishing and monitoring exposure limits. The Company's OTC-bilateral derivative transactions are governed by International Swaps and Derivatives Association, Inc. ("ISDA") Master Agreements which provide for legally enforceable set-off and close-out netting of exposures to specific counterparties in the event of early termination of a transaction, which includes, but is not limited to, events of default and bankruptcy. In the event of an early termination, the Company is permitted to set-off receivables from the counterparty against payables to the same counterparty arising out of all included transactions. Substantially all of the Company's ISDA Master Agreements also include Credit Support Annex provisions which may require both the pledging and accepting of collateral in connection with its OTC-bilateral derivatives.

The Company's OTC-cleared derivatives are affected through central clearing counterparties. Such positions are marked to market and margined on a daily basis (both initial margin and variation margin), and the Company has minimal exposure to credit-related losses in the event of nonperformance by clearing brokers or central clearing counterparties to such derivatives.

Off-balance sheet credit exposure is the excess of positive estimated fair value over positive book/adjusted carrying value for the Company's highly effective hedges and derivatives used in replications at the reporting date. All collateral received from counterparties to mitigate credit-related losses is deemed worthless for the purpose of calculating the Company's off-balance sheet credit exposure. The off-balance sheet credit exposure of the Company's swaps was \$3,148,865 and \$2,352,839 at March 31, 2016 and December 31, 2015, respectively.

- (4) At March 31, 2016 and December 31, 2015, the estimated fair value of collateral consisting of various securities received by the Company on its OTC-bilateral derivatives was \$2,597,156 and \$1,110,853, respectively, which was held in separate custodial accounts and is not reflected in the financial statements.

**17. Sale, Transfer and Servicing of Financial Assets and Extinguishments of Liabilities**

## A. Transfers of Receivables Reported as Sales

No significant change.

## B. Transfer and Servicing of Financial Assets

The Company did not participate in the transfer or servicing of financial assets during the three months ended March 31, 2016.

## C. Wash Sales

- (1) In the course of the Company's asset management, securities are not sold and reacquired within 30 days of the sale date to enhance the Company's yield on its investment portfolio. There may be occasional isolated incidents where wash sales occur.
- (2) The Company had no wash sales with an NAIC designation 3 or below or unrated securities during the quarter ended March 31, 2016.

**18. Gain or Loss to the Reporting Entity from Uninsured Plans and the Uninsured Portion of Partially Insured Plans**

No significant change.

**NOTES TO THE FINANCIAL STATEMENTS****19. Direct Premium Written/Produced by Managing General Agents/Third Party Administrators**

No significant change.

**20. Fair Value Information****A. (1) Assets and Liabilities Measured and Reported at Estimated Fair Value at Reporting Date****Hierarchy Table**

The following table provides information about financial assets and liabilities measured and reported at estimated fair value at:

	March 31, 2016			
	Fair Value Measurements at Reporting Date Using			Total
	Level 1	Level 2	Level 3	
<b>Assets</b>				
Bonds				
Industrial & Miscellaneous	\$ —	\$ 148,750	\$ —	\$ 148,750
Derivative assets <sup>(1)</sup>				
Foreign currency exchange rate	—	1,886,241	—	1,886,241
Separate Account assets <sup>(2)</sup>	—	7,740,817,101	—	7,740,817,101
Total assets	<u>\$ —</u>	<u>\$ 7,742,703,342</u>	<u>\$ —</u>	<u>\$ 7,742,703,342</u>
<b>Liabilities</b>				
Derivative liabilities <sup>(1)</sup>				
Credit	\$ —	\$ 33,075	\$ —	\$ 33,075
Total liabilities	<u>\$ —</u>	<u>\$ 33,075</u>	<u>\$ —</u>	<u>\$ 33,075</u>

<sup>(1)</sup> Derivative assets and derivative liabilities presented in the table above represent only those derivatives that are carried at estimated fair value. Accordingly, the amounts above exclude derivatives carried at amortized cost, which include highly effective derivatives and replication synthetic asset transactions.

<sup>(2)</sup> Separate Account assets are subject to General Account claims only to the extent that the value of such assets exceeds the Separate Account liabilities. Investments (stated generally at estimated fair value) and liabilities of the Separate Accounts are reported separately as assets and liabilities. Separate Account assets as presented in the table above may differ from the amounts presented in the Statutory Statements of Assets, Liabilities, Surplus and Other Funds because certain of these investments are not measured at estimated fair value.

Transfers between Levels 1 and 2 - During the quarter ended March 31, 2016, transfers between Levels 1 and 2 were not significant. Transfers between levels are assumed to occur at the beginning of the period.

**(2) Assets and Liabilities Measured and Reported at Estimated Fair Value at Reporting Date****Rollforward Table – Level 3 Assets and Liabilities**

There were no assets and liabilities measured and reported at estimated fair value using significant unobservable (Level 3) inputs for the quarter ended March 31, 2016.

**Transfers between Levels**

Overall, transfers between levels occur when there are changes in the observability of inputs and market activity. Transfers into or out of any level are assumed to occur at the beginning of the period.

**Transfers into or out of Level 3**

Assets and liabilities are transferred into Level 3 when a significant input cannot be corroborated with market observable data. This occurs when market activity decreases significantly and underlying inputs cannot be observed, current prices are not available and/or when there are significant variances in quoted prices, thereby affecting transparency. Assets and liabilities are transferred out of Level 3 when circumstances change such that a significant input can be corroborated with market observable data. This may be due to a significant increase in market activity, a specific event or one or more significant input(s) becoming observable.

During the quarter ended March 31, 2016, there were no transfers into or out of Level 3.

(3) Transfers between levels are assumed to occur at the beginning of the period.

(4) Assets and Liabilities Measured and Reported at Estimated Fair Value at Reporting Date.

**Valuation Techniques and Inputs for Level 2 and Level 3 Assets and Liabilities by Major Classes of Assets and Liabilities:**

When developing estimated fair values, the Company considers two broad valuation techniques: (i) the market approach and (ii) the income approach. The Company determines the most appropriate valuation technique to use, given what is being measured and the availability of sufficient inputs, giving priority to observable inputs.

**NOTES TO THE FINANCIAL STATEMENTS**

The Company categorizes its financial assets and liabilities into a three-level hierarchy, based on the significant input with the lowest level in their valuation. The input levels are as follows. Level 1 - Unadjusted quoted prices for identical assets or liabilities. Level 2 - Quoted prices in markets that are not active or inputs that are observable either directly or indirectly. These inputs can include quoted prices for similar but not identical assets or liabilities other than quoted prices in Level 1, quoted prices in markets that are not active, or other significant inputs that are observable or can be derived principally from or corroborated by observable market data for substantially the full term of the assets or liabilities. Level 3 - Unobservable inputs that are supported by little or no market activity and are significant to the determination of estimated fair value of the assets and liabilities. Unobservable inputs reflect the reporting entity's own assumptions about the assumptions that market participants would use in pricing the asset or liability.

The valuation of most instruments listed below are determined using independent pricing sources, matrix pricing, discounted cash flow methodologies or other similar techniques that use either observable market inputs or unobservable inputs.

Instrument	Level 2 Observable Inputs	Level 3 Unobservable Inputs
<b>Bonds</b>		
<b>U.S. corporate and Foreign corporate securities - included within Industrial &amp; Miscellaneous</b>		
	Valuation Techniques: Principally the market and income approaches. Key Inputs: <ul style="list-style-type: none"> <li>• quoted prices in markets that are not active</li> <li>• benchmark yields; spreads off benchmark yields; new issuances; issuer rating</li> <li>• trades of identical or comparable securities; duration</li> <li>• Privately-placed securities are valued using the additional key inputs:               <ul style="list-style-type: none"> <li>• market yield curve; call provisions</li> <li>• observable prices and spreads for similar public or private securities that incorporate the credit quality and industry sector of the issuer</li> <li>• delta spread adjustments to reflect specific credit-related issues</li> </ul> </li> </ul>	<ul style="list-style-type: none"> <li>• not applicable</li> </ul>
<b>Separate Account Assets <sup>(1)</sup></b>		
<b>Mutual funds and hedge funds without readily determinable fair values as prices are not published publicly</b>		
	Key Inputs: <ul style="list-style-type: none"> <li>• quoted prices or reported Net Asset Value ("NAV") provided by the fund managers</li> </ul>	<ul style="list-style-type: none"> <li>• not applicable</li> </ul>
<b>Derivatives <sup>(2)</sup></b>		
<b>Foreign Currency Exchange Rate</b>		
	Valuation Techniques: Principally the income approach Key Inputs: <ul style="list-style-type: none"> <li>• swap yield curve</li> <li>• basis curves</li> <li>• currency spot rates</li> <li>• cross currency basis curves</li> </ul>	<ul style="list-style-type: none"> <li>• not applicable</li> </ul>
<b>Credit</b>		
	Valuation Techniques: Principally the income approach Key Input: <ul style="list-style-type: none"> <li>• swap yield curve</li> <li>• credit curves</li> <li>• recovery rates</li> </ul>	<ul style="list-style-type: none"> <li>• not applicable</li> </ul>

<sup>(1)</sup> Estimated fair value equals carrying value, based on the value of the underlying assets, including: mutual fund interests.

<sup>(2)</sup> Valuations of non-option-based derivatives utilize present value techniques, whereas valuations of option-based derivatives utilize option pricing models.

B. The Company provides additional fair value information in Notes 5 and 16.

**NOTES TO THE FINANCIAL STATEMENTS****C. Estimated Fair Value of All Financial Instruments**

Information related to the aggregate fair value of financial instruments is shown below at:

	March 31, 2016					
	Aggregate Fair Value	Admitted Value	Level 1	Level 2	Level 3	Not Practicable (Carrying Value)
<b>Assets</b>						
Bonds	\$ 1,601,347,410	\$ 1,501,105,071	\$ 25,356,245	\$ 1,480,698,185	\$ 95,292,980	\$ —
Mortgage loans	126,478,006	120,586,081	—	—	126,478,006	—
Cash	21,770,379	21,770,379	21,770,379	—	—	—
Contract loans	611,586,215	421,655,751	—	33,236,430	578,349,786	—
Derivative assets <sup>(1)</sup>	17,924,458	14,878,412	—	17,924,458	—	—
Investment income due and accrued	27,197,224	27,197,224	—	27,197,224	—	—
Separate Account assets	7,740,817,101	7,740,817,101	—	7,740,817,101	—	—
Total assets	<u>\$ 10,147,120,793</u>	<u>\$ 9,848,010,019</u>	<u>\$ 47,126,624</u>	<u>\$ 9,299,873,398</u>	<u>\$ 800,120,772</u>	<u>\$ —</u>
<b>Liabilities</b>						
Investment contracts included in:						
Liability for deposit-type contracts	\$ 8,138,522	\$ 7,383,181	\$ —	\$ —	\$ 8,138,522	\$ —
Derivative liabilities <sup>(1)</sup>	90,946	195,200	—	90,946	—	—
Payable for collateral received	13,843,645	13,843,645	—	13,843,645	—	—
Investment contracts included in Separate Account liabilities	9,812,124	9,812,124	—	9,812,124	—	—
Total liabilities	<u>\$ 31,885,237</u>	<u>\$ 31,234,150</u>	<u>\$ —</u>	<u>\$ 23,746,715</u>	<u>\$ 8,138,522</u>	<u>\$ —</u>
December 31, 2015						
	Aggregate Fair Value	Admitted Value	Level 1	Level 2	Level 3	Not Practicable (Carrying Value)
<b>Assets</b>						
Bonds	\$ 1,534,701,491	\$ 1,479,384,400	\$ 23,740,990	\$ 1,402,042,110	\$ 108,918,391	\$ —
Mortgage loans	125,794,879	121,258,948	—	—	125,794,879	—
Cash	14,018,210	14,018,210	14,018,210	—	—	—
Contract loans	588,053,695	426,874,388	—	32,672,581	555,381,114	—
Derivative assets <sup>(1)</sup>	18,898,492	16,797,021	—	18,898,492	—	—
Investment income due and accrued	26,687,482	26,687,482	—	26,687,482	—	—
Separate Account assets	7,919,937,377	7,919,937,377	—	7,919,937,377	—	—
Total assets	<u>\$ 10,228,091,626</u>	<u>\$ 10,004,957,826</u>	<u>\$ 37,759,200</u>	<u>\$ 9,400,238,042</u>	<u>\$ 790,094,384</u>	<u>\$ —</u>
<b>Liabilities</b>						
Investment contracts included in:						
Liability for deposit-type contracts	\$ 7,515,459	\$ 6,982,943	\$ —	\$ —	\$ 7,515,459	\$ —
Derivative liabilities <sup>(1)</sup>	(57,431)	91,827	—	(57,431)	—	—
Payable for collateral received	15,210,844	15,210,844	—	15,210,844	—	—
Investment contracts included in Separate Account liabilities	8,295,602	8,295,602	—	8,295,602	—	—
Total liabilities	<u>\$ 30,964,474</u>	<u>\$ 30,581,216</u>	<u>\$ —</u>	<u>\$ 23,449,015</u>	<u>\$ 7,515,459</u>	<u>\$ —</u>

<sup>(1)</sup> Classification of derivatives is based on each derivative's positive (asset) or negative (liability) book/adjusted carrying value, which equals the net admitted assets and liabilities.

**Assets and Liabilities**

The methods and significant assumptions used to estimate the fair value of all financial instruments are presented below.

The Company defines fair value as the price that would be received to sell an asset or paid to transfer a liability (an exit price) in the principal or most advantageous market for the asset or liability in an orderly transaction between market participants on the measurement date. In most cases, the exit price and the transaction (or entry) price will be the same at initial recognition.

When developing estimated fair values, the Company considers two broad valuation techniques: (i) the market approach and (ii) the income approach. The Company determines the most appropriate valuation technique to use, given what is being measured and the availability of sufficient inputs, giving priority to observable inputs.

The Company categorizes its financial assets and liabilities into a three-level hierarchy, based on the significant input with the lowest level in their valuation. The input levels are as follows. Level 1 - Unadjusted quoted prices for identical assets or liabilities. The size of the bid/ask spread is used as an indicator of market activity for bonds. Level 2 - Quoted prices in markets that are not active or inputs that are observable either directly or indirectly. These inputs can include quoted prices for similar but not identical assets or liabilities other than quoted prices in Level 1, quoted prices in markets that are not active, or other significant inputs that are observable or can be derived principally from or corroborated by observable market data for substantially the full term of the assets or liabilities. Level 3 - Unobservable inputs that are supported by little or no market activity and are significant to the determination of estimated fair value of the assets and liabilities. Unobservable inputs reflect the reporting entity's own assumptions about the assumptions that market participants would use in pricing the asset or liability.

In general, investments classified within Level 3 use many of the same valuation techniques and inputs as described in the Level 2 discussions. However, if key inputs are unobservable, or if the investments are less liquid and there is very limited trading activity, the investments are generally classified as Level 3. The use of independent non-binding broker quotations to value investments generally indicates there is a lack of liquidity or the general lack of transparency in the process to develop the valuation estimates generally causing such investments to be classified in Level 3.

---

**NOTES TO THE FINANCIAL STATEMENTS**

---

Excluded from the disclosure are investments accounted for under the equity method.

**Bonds and Cash**

When available, the estimated fair value for bonds, including loan-backed securities are based on quoted prices in active markets that are readily and regularly obtainable. Generally, these investments are classified in Level 1, are the most liquid of the Company's securities holdings and valuation of these securities does not involve management's judgment.

When quoted prices in active markets are not available, the determination of estimated fair value is based on market standard valuation methodologies, giving priority to observable inputs. The significant inputs to the market standard valuation methodologies for certain types of securities with reasonable levels of price transparency are inputs that are observable in the market or can be derived principally from or corroborated by observable market data. Generally, these investments are classified in Level 2.

When observable inputs are not available, the market standard valuation methodologies rely on inputs that are significant to the estimated fair value that are not observable in the market or cannot be derived principally from or corroborated by observable market data. These unobservable inputs can be based in large part on management's judgment or estimation, and cannot be supported by reference to market activity. Even though these inputs are unobservable, management believes they are consistent with what other market participants would use when pricing such securities and are considered appropriate given the circumstances. Generally, these investments are classified in Level 3.

The estimated fair value for cash approximates carrying value and is classified as Level 1 given the nature of cash.

The use of different methodologies, assumptions and inputs may have a material effect on the estimated fair values of the Company's securities holdings.

**Mortgage Loans**

For mortgage loans, estimated fair value is primarily determined by estimating expected future cash flows and discounting them using current interest rates for similar mortgage loans with similar credit risk, or is determined from pricing for similar mortgage loans. The estimated fair values for impaired mortgage loans are principally obtained by estimating the fair value of the underlying collateral using market standard appraisal and valuation methods. Mortgage loans valued using significant unobservable inputs are classified in Level 3.

**Contract Loans**

The estimated fair value for contract loans with variable interest rates approximates carrying value due to the absence of borrower credit risk and the short time period between interest rate resets, using observable inputs and is classified as Level 2. For contract loans with fixed interest rates, estimated fair values are determined using a discounted cash flow model applied to groups of similar contract loans determined based on the nature of the underlying insurance liabilities, using unobservable inputs and is classified in Level 3.

**Derivatives**

The estimated fair value of OTC derivatives is determined through the use of pricing models for OTC-bilateral and OTC-cleared derivatives. The determination of estimated fair value, when quoted market values are not available, is based on market standard valuation methodologies and inputs that management believes are consistent with what other market participants would use when pricing such instruments. The significant inputs to the pricing models for most OTC-bilateral and OTC-cleared derivatives are inputs that are observable in the market or can be derived principally from, or corroborated by, observable market data. Significant inputs that are observable generally include interest rates, foreign currency exchange rates, interest rate curves, credit curves and volatility. Derivative valuations can be affected by changes in interest rates, foreign currency exchange rates, financial indices, credit spreads, default risk, nonperformance risk, volatility, liquidity and changes in estimates and assumptions used in pricing models. Generally, these derivatives are classified in Level 2.

Certain OTC-bilateral and OTC-cleared derivatives may rely on inputs that are significant to the estimated fair value that are not observable in the market or cannot be derived principally from, or corroborated by, observable market data. Significant inputs that are unobservable generally include references to emerging market currencies and inputs that are outside the observable portion of the interest rate curve, credit curve, volatility or other relevant market measure. These unobservable inputs may involve significant management judgment or estimation. Even though unobservable, these inputs are based on assumptions deemed appropriate given the circumstances and management believes they are consistent with what other market participants would use when pricing such instruments.

Most inputs for OTC-bilateral and OTC-cleared derivatives are mid-market inputs but, in certain cases, liquidity adjustments are used when they are deemed more representative of exit value. Market liquidity, as well as the use of different methodologies, assumptions and inputs may have a material effect on the estimated fair values of the Company's derivatives and could materially affect the net change in capital and surplus.

---

**NOTES TO THE FINANCIAL STATEMENTS**

---

**Investment Income Due and Accrued**

Due to the short-term nature of investment income due and accrued, the Company believes there is minimal risk of material changes in interest rates or the credit of the issuer such that estimated fair value approximates carrying value. These amounts are generally classified as Level 2.

**Investment Contracts Included in Liability for Deposit-Type Contracts**

The fair value of investment contracts included in the liability for deposit-type contracts is estimated by discounting best estimate future cash flows based on assumptions that market participants would use in pricing such liabilities, with consideration of the Company's non-performance risk (own-credit risk) not reflected in the fair value calculation. The assumptions used in estimating these fair values are based in part on unobservable inputs classified in Level 3.

**Payable for Collateral Received**

The estimated fair value of amounts payable for collateral received approximates carrying value as these obligations are short-term in nature. These amounts are generally classified in Level 2.

**Separate Accounts**

Separate Account assets and liabilities are generally carried at estimated fair value on the Statutory Statements of Assets, Liabilities, Surplus and Other Funds. These assets are comprised of certain mutual funds and hedge funds without readily determinable fair values given prices are not published publicly. Valuation of the mutual funds and hedge funds are based upon quoted prices or reported net asset values provided by the fund managers.

The difference between the estimated fair value of Separate Account assets in the table above and the total recognized in the Statutory Statements of Assets, Liabilities, Surplus and Other Funds represents amounts that are considered non-financial instruments.

Investment contracts included in Separate Account liabilities represent those balances due to policyholders under contracts that are classified as investment contracts. The carrying value of these Separate Account liabilities, which represents an equivalent summary total of the Separate Account assets supporting these liabilities, approximates the estimated fair value. These investment contracts are classified as Level 2 to correspond with the Separate Account assets backing the investment contracts.

The difference between the estimated fair value of investment contracts included in Separate Account liabilities in the table above and the total recognized in the Statutory Statements of Assets, Liabilities, Surplus and Other Funds represents amounts due under contracts that are accounted for as insurance contracts.

D. At March 31, 2016, the Company had no investments where it was not practicable to estimate fair value.

**21. Other Items**

A-B. No significant change.

C. Other Disclosures

On February 28, 2016, MetLife, Inc. entered into a purchase agreement with Massachusetts Mutual Life Insurance Company ("MassMutual") pursuant to which MassMutual will acquire MetLife's U.S. Retail advisor force, the MetLife Premier Client Group, together with its affiliated broker-dealer, MetLife Securities, Inc., a wholly-owned subsidiary of MetLife, Inc., and certain related assets. The transaction will result in a curtailment charge for certain of the Company's postretirement benefit plans. The Company recorded an estimated \$17,925,000 pre-tax curtailment loss and a \$6,925,000 credit to surplus to reverse the recognition of prior period losses which resulted in a \$11,000,000 pre-tax decrease to capital and surplus. Additionally the Company recorded \$2,798,256 as a pre-tax loss on the sale of company owned assets.

Earlier this year, MetLife, Inc. announced its plan to pursue the separation of a substantial portion of its U.S. Retail business (the "Separation"). MetLife is currently evaluating structural alternatives for any such Separation. Any Separation that might occur will be subject to the satisfaction of various conditions and approvals, including approval of any transaction by the MetLife, Inc. Board of Directors, satisfaction of any applicable requirements of the SEC, and receipt of insurance and other regulatory approvals and other anticipated conditions.

D-H. No significant change.

**22. Events Subsequent**

The Company has evaluated events subsequent to March 31, 2016 through May 11, 2016, which is the date these financial statements were available to be issued, and has determined there are no material subsequent events requiring adjustment to or disclosure in the financial statements.

The Company is not subject to the annual fee imposed under section 9010 of the Affordable Care Act ("ACA") due to the Company's health insurance premium falling below the \$25 million threshold at which the fee applies.

**23. Reinsurance**

No significant change.



**NOTES TO THE FINANCIAL STATEMENTS****24. Retrospectively Rated Contracts & Contracts Subject to Redetermination**

A-D. No significant change.

E. The Company is not subject to the risk sharing provision of the ACA.

**25. Change in Incurred Losses and Loss Adjustment Expenses**

Reserves as of December 31, 2015 were \$5,711,459. As of March 31, 2016, \$262,438 has been paid for incurred claims and claim adjustment expenses attributable to insured events of prior years. Reserves remaining for prior years are now \$5,227,395 as a result of re-estimation of unpaid claims and claims adjustment expenses. Therefore, there has been a \$221,626 favorable prior year development from December 31, 2015 to March 31, 2016. The decrease is generally the result of ongoing analysis of recent loss development trends. Original estimates are increased or decreased as additional information becomes known regarding individual claims.

**26. Intercompany Pooling Arrangements**

No significant change.

**27. Structured Settlements**

No significant change.

**28. Health Care Receivables**

No significant change.

**29. Participating Policies**

No significant change

**30. Premium Deficiency Reserves**

No significant change.

**31. Reserves for Life Contracts and Deposit-Type Contracts**

No significant change.

**32. Analysis of Annuity Actuarial Reserves and Deposit Liabilities by Withdrawal Characteristics**

No significant change.

**33. Premiums and Annuity Considerations Deferred and Uncollected**

No significant change.

**34. Separate Accounts**

A-B No significant change.

C. Reconciliation of Net Transfers to or (from) Separate Accounts:

(1)	Transfers as reported in the Summary of Operations of the Separate Accounts Annual Statement:	
a.	Transfers to Separate Accounts (Page 4, Line 1.4)	\$ 48,997,695
b.	Transfers from Separate Accounts (Page 4, Line 10)	202,317,796
c.	Net transfers to or (from) Separate Accounts (a) - (b)	<u>(153,320,101)</u>
(2)	Reconciling Adjustments	—
(3)	Transfers as reported in the Summary of Operations of the Life, Accident & Health Annual Statement (1c) + (2) = (Page 4, Line 26)	<u>\$ (153,320,101)</u>

**35. Loss/Claim Adjustment Expenses**

No significant change.



# GENERAL INTERROGATORIES

## PART 1 - COMMON INTERROGATORIES

### GENERAL

- 1.1 Did the reporting entity experience any material transactions requiring the filing of Disclosure of Material Transactions with the State of Domicile, as required by the Model Act? Yes [ ] No [X]
- 1.2 If yes, has the report been filed with the domiciliary state? Yes [ ] No [ ]
- 2.1 Has any change been made during the year of this statement in the charter, by-laws, articles of incorporation, or deed of settlement of the reporting entity? Yes [ ] No [X]

2.2 If yes, date of change: \_\_\_\_\_

- 3.1 Is the reporting entity a member of an Insurance Holding Company System consisting of two or more affiliated persons, one or more of which is an insurer? If yes, complete Schedule Y, Parts 1 and 1A. Yes [X] No [ ]
- 3.2 Have there been any substantial changes in the organizational chart since the prior quarter end? Yes [X] No [ ]
- 3.3 If the response to 3.2 is yes, provide a brief description of those changes.

Various mergers, reorganizations and formations - See Schedule Y - Information concerning activities of insurer members of a holding company - Group Part 1 - Organizational Chart

- 4.1 Has the reporting entity been a party to a merger or consolidation during the period covered by this statement? Yes [ ] No [X]
- 4.2 If yes, provide name of entity, NAIC Company Code, and state of domicile (use two letter state abbreviation) for any entity that has ceased to exist as a result of the merger or consolidation.

1 Name of Entity	2 NAIC Company Code	3 State of Domicile

5. If the reporting entity is subject to a management agreement, including third-party administrator(s), managing general agent(s), attorney-in-fact, or similar agreement, have there been any significant changes regarding the terms of the agreement or principals involved? If yes, attach an explanation. Yes [ ] No [X] N/A [ ]

6.1 State as of what date the latest financial examination of the reporting entity was made or is being made. 12/31/2012

6.2 State as of date that the latest financial examination report became available from either the state of domicile or the reporting entity. This date should be the date of the examined balance sheet and not the date the report was completed or released. 12/31/2012

6.3 State as of what date the latest financial examination report became available to other states or the public from either the state of domicile or the reporting entity. This is the release date or completion date of the examination report and not the date of the examination (balance sheet date). 06/04/2014

6.4 By what department or departments?  
Massachusetts Division of Insurance

6.5 Have all financial statement adjustments within the latest financial examination report been accounted for in a subsequent financial statement filed with Departments? Yes [ ] No [ ] N/A [X]

6.6 Have all of the recommendations within the latest financial examination report been complied with? Yes [ ] No [ ] N/A [X]

7.1 Has this reporting entity had any Certificates of Authority, licenses or registrations (including corporate registration, if applicable) suspended or revoked by any governmental entity during the reporting period? Yes [ ] No [X]

7.2 If yes, give full information:

8.1 Is the company a subsidiary of a bank holding company regulated with the Federal Reserve Board? Yes [ ] No [X]

8.2 If response to 8.1 is yes, please identify the name of the bank holding company.

8.3 Is the company affiliated with one or more banks, thrifts or securities firms? Yes [X] No [ ]

8.4 If the response to 8.3 is yes, please provide below the names and location (city and state of the main office) of any affiliates regulated by a federal regulatory services agency [i.e. the Federal Reserve Board (FRB), the Office of the Comptroller of the Currency (OCC), the Federal Deposit Insurance Corporation (FDIC) and the Securities Exchange Commission (SEC)] and identify the affiliate's primary federal regulator.

1 Affiliate Name	2 Location (City, State)	3 FRB	4 OCC	5 FDIC	6 SEC
MetLife Advisers, LLC	Boston, MA				YES
MetLife Investment Advisers, LLC	Wilmington, DE				YES
MetLife Investors Distribution Company	New York, NY				YES
MetLife Securities, Inc.	New York, NY				YES

9.1 Are the senior officers (principal executive officer, principal financial officer, principal accounting officer or controller, or persons performing similar functions) of the reporting entity subject to a code of ethics, which includes the following standards? Yes [X] No [ ]

- (a) Honest and ethical conduct, including the ethical handling of actual or apparent conflicts of interest between personal and professional relationships;
- (b) Full, fair, accurate, timely and understandable disclosure in the periodic reports required to be filed by the reporting entity;
- (c) Compliance with applicable governmental laws, rules and regulations;
- (d) The prompt internal reporting of violations to an appropriate person or persons identified in the code; and
- (e) Accountability for adherence to the code.

9.11 If the response to 9.1 is No, please explain:

9.2 Has the code of ethics for senior managers been amended? Yes [ ] No [X]

9.21 If the response to 9.2 is Yes, provide information related to amendment(s).

9.3 Have any provisions of the code of ethics been waived for any of the specified officers? Yes [ ] No [X]

**GENERAL INTERROGATORIES**

**PART 1 - COMMON INTERROGATORIES**

9.31 If the response to 9.3 is Yes, provide the nature of any waiver(s).

**FINANCIAL**

10.1 Does the reporting entity report any amounts due from parent, subsidiaries or affiliates on Page 2 of this statement? Yes  No   
 10.2 If yes, indicate any amounts receivable from parent included in the Page 2 amount: \$ 2,013,263

**INVESTMENT**

11.1 Were any of the stocks, bonds, or other assets of the reporting entity loaned, placed under option agreement, or otherwise made available for use by another person? (Exclude securities under securities lending agreements.) Yes  No   
 11.2 If yes, give full and complete information relating thereto:  
Wells Fargo Bank NA \$1,075,036  
 12. Amount of real estate and mortgages held in other invested assets in Schedule BA: \$ 3,999,700  
 13. Amount of real estate and mortgages held in short-term investments: \$ 0  
 14.1 Does the reporting entity have any investments in parent, subsidiaries and affiliates? Yes  No   
 14.2 If yes, please complete the following:

- 14.21 Bonds
- 14.22 Preferred Stock
- 14.23 Common Stock
- 14.24 Short-Term Investments
- 14.25 Mortgage Loans on Real Estate
- 14.26 All Other
- 14.27 Total Investment in Parent, Subsidiaries and Affiliates (Subtotal Lines 14.21 to 14.26)
- 14.28 Total Investment in Parent included in Lines 14.21 to 14.26 above

	1 Prior Year-End Book/Adjusted Carrying Value	2 Current Quarter Book/Adjusted Carrying Value
	\$ 0	\$ 0
	0	0
	0	0
	0	0
	0	0
	40,613,177	51,830,788
	\$ 40,613,177	\$ 51,830,788
	0	0

15.1 Has the reporting entity entered into any hedging transactions reported on Schedule DB? Yes  No   
 15.2 If yes, has a comprehensive description of the hedging program been made available to the domiciliary state? Yes  No   
 If no, attach a description with this statement.

16. For the reporting entity's security lending program, state the amount of the following as of current statement date:

16.1 Total fair value of reinvested collateral assets reported on Schedule DL, Parts 1 and 2: \$ 0  
 16.2 Total book adjusted/carrying value of reinvested collateral assets reported on Schedule DL, Parts 1 and 2: \$ 0  
 16.3 Total payable for securities lending reported on the liability page: \$ 0

17. Excluding items in Schedule E-Part 3-Special Deposits, real estate, mortgage loans and investments held physically in the reporting entity's offices, vaults or safety deposit boxes, were all stocks, bonds and other securities, owned throughout the current year held pursuant to a custodial agreement with a qualified bank or trust company in accordance with Section 1, III - General Examination Considerations, F. Outsourcing of Critical Functions, Custodial or Safekeeping Agreements of the NAIC *Financial Condition Examiners Handbook*? Yes  No

17.1 For all agreements that comply with the requirements of the NAIC *Financial Condition Examiners Handbook*, complete the following:

1 Name of Custodian(s)	2 Custodian Address
JPMorgan Chase & Co.	4 New York Plaza - 12th Floor, New York, NY, 10004

17.2 For all agreements that do not comply with the requirements of the NAIC *Financial Condition Examiners Handbook*, provide the name, location and a complete explanation:

1 Name(s)	2 Location(s)	3 Complete Explanation(s)

17.3 Have there been any changes, including name changes, in the custodian(s) identified in 17.1 during the current quarter? Yes  No

17.4 If yes, give full and complete information relating thereto:

1 Old Custodian	2 New Custodian	3 Date of Change	4 Reason

17.5 Identify all investment advisors, broker/dealers or individuals acting on behalf of broker/dealers that have access to the investment accounts, handle securities and have authority to make investments on behalf of the reporting entity:

1 Central Registration Depository	2 Name(s)	3 Address
4095	Metropolitan Life Insurance Company	200 Park Avenue, New York, NY, 10166

18.1 Have all the filing requirements of the *Purposes and Procedures Manual of the NAIC Investment Analysis Office* been followed? Yes  No

18.2 If no, list exceptions:

**GENERAL INTERROGATORIES (continued)**

**PART 2 - LIFE & HEALTH**

1.	Report the statement value of mortgage loans at the end of this reporting period for the following categories:		
1.1	Long-term mortgages in good standing		Amount
1.11	Farm mortgages.....	\$.....	57,946,490
1.12	Residential mortgages.....	\$.....	
1.13	Commercial mortgages.....	\$.....	<u>62,639,591</u>
1.14	Total mortgages in good standing.....	\$.....	120,586,081
1.2	Long-term mortgages in good standing with restructured terms		
1.21	Total mortgages in good standing with restructured terms.....	\$.....	
1.3	Long-term mortgage loans upon which interest is overdue more than three months		
1.31	Farm mortgages.....	\$.....	
1.32	Residential mortgages.....	\$.....	
1.33	Commercial mortgages.....	\$.....	
1.34	Total mortgages with interest overdue more than three months.....	\$.....	0
1.4	Long-term mortgage loans in process of foreclosure		
1.41	Farm mortgages.....	\$.....	
1.42	Residential mortgages.....	\$.....	
1.43	Commercial mortgages.....	\$.....	
1.44	Total mortgages in process of foreclosure.....	\$.....	0
1.5	Total mortgage loans (Lines 1.14 + 1.21 + 1.34 + 1.44) (Page 2, Column 3, Lines 3.1 + 3.2)	\$.....	120,586,081
1.6	Long-term mortgages foreclosed, properties transferred to real estate in current quarter		
1.61	Farm mortgages.....	\$.....	
1.62	Residential mortgages.....	\$.....	
1.63	Commercial mortgages.....	\$.....	
1.64	Total mortgages foreclosed and transferred to real estate.....	\$.....	0
2.	Operating Percentages:		
2.1	A&H loss percent.....	.....	<u>(30.7)</u>
2.2	A&H cost containment percent.....	.....	
2.3	A&H expense percent excluding cost containment expenses.....	.....	<u>(78.9)</u>
3.1	Do you act as a custodian for health savings accounts?.....	Yes [ ]	No [ X ]
3.2	If yes, please provide the amount of custodial funds held as of the reporting date.....	\$.....	
3.3	Do you act as an administrator for health savings accounts?.....	Yes [ ]	No [ X ]
3.4	If yes, please provide the balance of the funds administered as of the reporting date.....	\$.....	

**SCHEDULE S - CEDED REINSURANCE**

Showing All New Reinsurance Treaties - Current Year to Date

1 NAIC Company Code	2 ID Number	3 Effective Date	4 Name of Reinsurer	5 Domiciliary Jurisdiction	6 Type of Reinsurance Ceded	7 Type of Reinsurer	8 Certified Reinsurer Rating (1 through 6)	9 Effective Date of Certified Reinsuer Rating
------------------------------	-------------------	------------------------	------------------------	----------------------------------	--------------------------------------	---------------------------	---	--

**NONE**

# New England Life Insurance Company

## SCHEDULE T - PREMIUMS AND ANNUITY CONSIDERATIONS

Allocated by States and Territories

1	States, Etc.	Active Status	Direct Business Only					
			Life Contracts		4 Accident and Health Insurance Premiums, Including Policy, Membership and Other Fees	5 Other Considerations	6 Total Columns 2 through 5	7 Deposit-Type Contracts
			2 Life Insurance Premiums	3 Annuity Considerations				
1.	Alabama.....	AL	.....	.....	.....	.....	.....	.....
2.	Alaska.....	AK	.....	.....	.....	.....	.....	.....
3.	Arizona.....	AZ	.....	.....	.....	.....	.....	.....
4.	Arkansas.....	AR	.....	.....	.....	.....	.....	.....
5.	California.....	CA	.....	.....	.....	.....	.....	.....
6.	Colorado.....	CO	.....	.....	.....	.....	.....	.....
7.	Connecticut.....	CT	.....	.....	.....	.....	.....	.....
8.	Delaware.....	DE	.....	.....	.....	.....	.....	.....
9.	District of Columbia.....	DC	.....	.....	.....	.....	.....	.....
10.	Florida.....	FL	.....	.....	.....	.....	.....	.....
11.	Georgia.....	GA	.....	.....	.....	.....	.....	.....
12.	Hawaii.....	HI	.....	.....	.....	.....	.....	.....
13.	Idaho.....	ID	.....	.....	.....	.....	.....	.....
14.	Illinois.....	IL	.....	.....	.....	.....	.....	.....
15.	Indiana.....	IN	.....	.....	.....	.....	.....	.....
16.	Iowa.....	IA	.....	.....	.....	.....	.....	.....
17.	Kansas.....	KS	.....	.....	.....	.....	.....	.....
18.	Kentucky.....	KY	.....	.....	.....	.....	.....	.....
19.	Louisiana.....	LA	.....	.....	.....	.....	.....	.....
20.	Maine.....	ME	.....	.....	.....	.....	.....	.....
21.	Maryland.....	MD	.....	.....	.....	.....	.....	.....
22.	Massachusetts.....	MA	.....	.....	.....	.....	.....	.....
23.	Michigan.....	MI	.....	.....	.....	.....	.....	.....
24.	Minnesota.....	MN	.....	.....	.....	.....	.....	.....
25.	Mississippi.....	MS	.....	.....	.....	.....	.....	.....
26.	Missouri.....	MO	.....	.....	.....	.....	.....	.....
27.	Montana.....	MT	.....	.....	.....	.....	.....	.....
28.	Nebraska.....	NE	.....	.....	.....	.....	.....	.....
29.	Nevada.....	NV	.....	.....	.....	.....	.....	.....
30.	New Hampshire.....	NH	.....	.....	.....	.....	.....	.....
31.	New Jersey.....	NJ	.....	.....	.....	.....	.....	.....
32.	New Mexico.....	NM	.....	.....	.....	.....	.....	.....
33.	New York.....	NY	.....	.....	.....	.....	.....	.....
34.	North Carolina.....	NC	.....	.....	.....	.....	.....	.....
35.	North Dakota.....	ND	.....	.....	.....	.....	.....	.....
36.	Ohio.....	OH	.....	.....	.....	.....	.....	.....
37.	Oklahoma.....	OK	.....	.....	.....	.....	.....	.....
38.	Oregon.....	OR	.....	.....	.....	.....	.....	.....
39.	Pennsylvania.....	PA	.....	.....	.....	.....	.....	.....
40.	Rhode Island.....	RI	.....	.....	.....	.....	.....	.....
41.	South Carolina.....	SC	.....	.....	.....	.....	.....	.....
42.	South Dakota.....	SD	.....	.....	.....	.....	.....	.....
43.	Tennessee.....	TN	.....	.....	.....	.....	.....	.....
44.	Texas.....	TX	.....	.....	.....	.....	.....	.....
45.	Utah.....	UT	.....	.....	.....	.....	.....	.....
46.	Vermont.....	VT	.....	.....	.....	.....	.....	.....
47.	Virginia.....	VA	.....	.....	.....	.....	.....	.....
48.	Washington.....	WA	.....	.....	.....	.....	.....	.....
49.	West Virginia.....	WV	.....	.....	.....	.....	.....	.....
50.	Wisconsin.....	WI	.....	.....	.....	.....	.....	.....
51.	Wyoming.....	WY	.....	.....	.....	.....	.....	.....
52.	American Samoa.....	AS	N	.....	.....	.....	.....	.....
53.	Guam.....	GU	N	.....	.....	.....	.....	.....
54.	Puerto Rico.....	PR	N	.....	.....	.....	.....	.....
55.	US Virgin Islands.....	VI	N	.....	.....	.....	.....	.....
56.	Northern Mariana Islands.....	MP	N	.....	.....	.....	.....	.....
57.	Canada.....	CAN	N	.....	.....	.....	.....	.....
58.	Aggregate Other Alien.....	OT	XXX	.....	.....	.....	.....	.....
59.	Subtotal.....	(a) .51	.....	.....	.....	.....	.....	.....
90.	Reporting entity contributions for employee benefit plans.....	XXX	.....	.....	.....	.....	.....	.....
91.	Dividends or refunds applied to purchase paid-up additions and annuities.....	XXX	.....	.....	.....	.....	.....	.....
92.	Dividends or refunds applied to shorten endowment or premium paying period.....	XXX	.....	.....	.....	.....	.....	.....
93.	Premium or annuity considerations waived under disability or other contract provisions.....	XXX	.....	.....	.....	.....	.....	.....
94.	Aggregate other amounts not allocable by State.....	XXX	.....	.....	.....	.....	.....	.....
95.	Totals (Direct Business).....	XXX	.....	.....	.....	.....	.....	.....
96.	Plus reinsurance assumed.....	XXX	.....	.....	.....	.....	.....	.....
97.	Totals (All Business).....	XXX	.....	.....	.....	.....	.....	.....
98.	Less reinsurance ceded.....	XXX	.....	.....	.....	.....	.....	.....
99.	Totals (All Business) less reinsurance ceded.....	XXX	.....	.....	(b).....	.....	.....	.....

**DETAILS OF WRITE-INS**

58001.....	XXX	.....	.....	.....	.....	.....	.....	.....
58002.....	XXX	.....	.....	.....	.....	.....	.....	.....
58003.....	XXX	.....	.....	.....	.....	.....	.....	.....
58998. Summ. of remaining write-ins for line 58 from overflow page.....	XXX	.....	.....	.....	.....	.....	.....	.....
58999. Total (Lines 58001 thru 58003 plus 58998) (Line 58 above).....	XXX	.....	.....	.....	.....	.....	.....	.....
9401. Internal Exchanges.....	XXX	.....	.....	.....	.....	.....	.....	.....
9402.....	XXX	.....	.....	.....	.....	.....	.....	.....
9403.....	XXX	.....	.....	.....	.....	.....	.....	.....
9498. Summ. of remaining write-ins for line 94 from overflow page.....	XXX	.....	.....	.....	.....	.....	.....	.....
9499. Total (Lines 9401 thru 9403 plus 9498) (Line 94 above).....	XXX	.....	.....	.....	.....	.....	.....	.....

(L) - Licensed or Chartered - Licensed Insurance Carrier or Domiciled RRG; (R) - Registered - Non-domiciled RRGs; (Q) - Qualified - Qualified or Accredited Reinsurer;  
 (E) - Eligible - Reporting Entities eligible or approved to write Surplus Lines in the state; (N) - None of the above - Not allowed to write business in the state.

**Explanation of basis of allocation by states, etc., of premiums and annuity considerations.**

Premiums for Individual Life and Health Policies are distributed according to the address to which the premium notices are sent (if applicable). Considerations for Individual Fixed and Variable Benefit Annuities are distributed according to the state in which the annuitant or owner resides or the address designated as the one to which business communications should be sent (if applicable). For Group Life and Health policies covering less than 500 lives, the premiums received are generally allocated to the state in which the employees are principally located or in which the principal office of the group policyholder is located; for such policies covering 500 or more lives, the premiums or considerations are generally allocated to the state in which the owner of the certificate resides (if applicable).

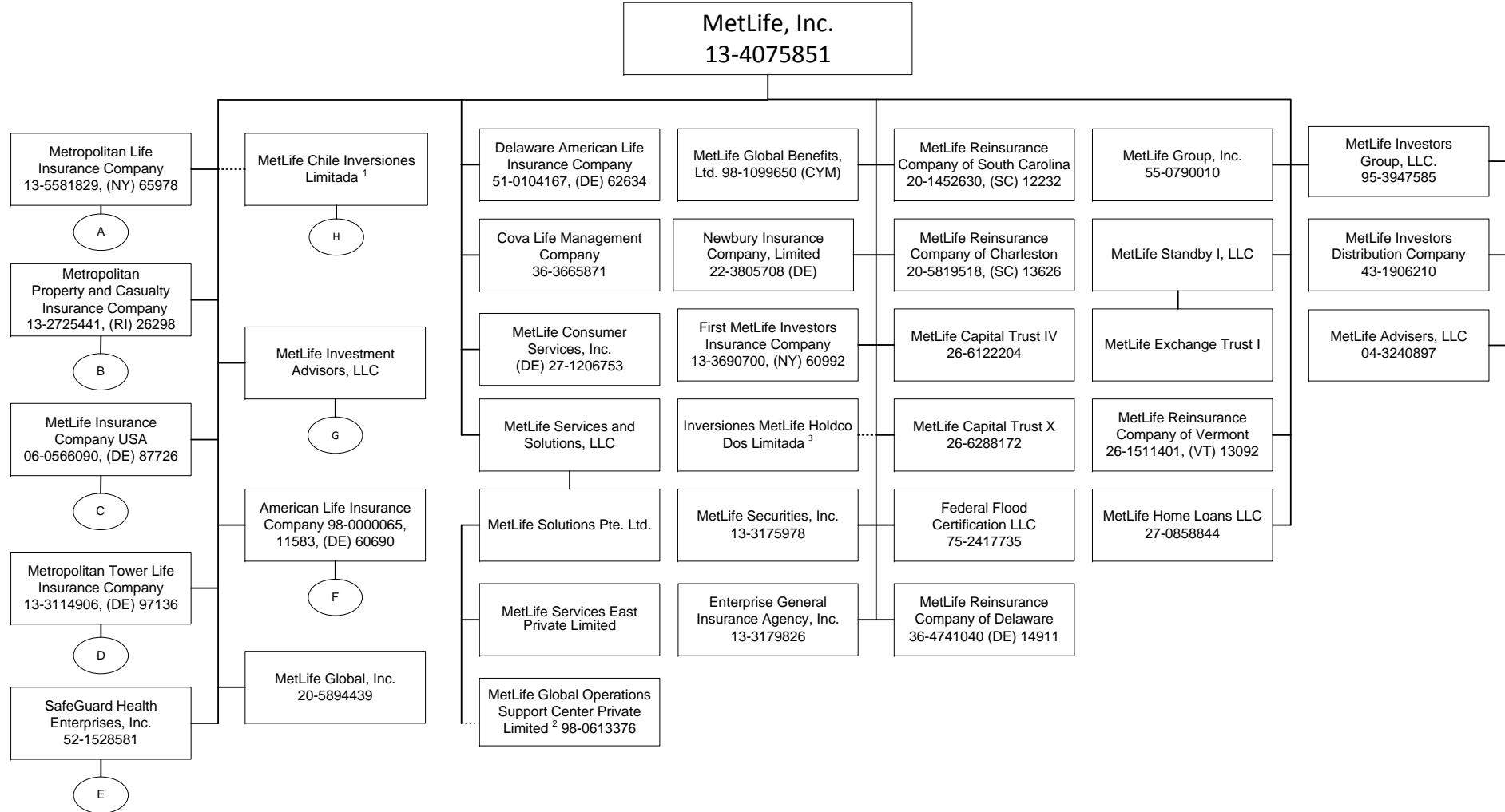
For Group Annuity contracts that are allocable, considerations are generally assigned to the state where the person making the contribution resides (if applicable). For Group Annuity contracts that are not allocable, considerations are assigned to the principal place of business of the contract sponsor (if applicable). Deposit-type funds for group contracts are allocated to the principal place of business of the plan sponsor, typically the employer that has established a pension or profit sharing plan for the benefit of its employees (if applicable). For individual agreements, deposit-type funds are allocated to the residence of the owner of the contract (if applicable).

(a) Insert the number of "L" responses except for Canada and Other Alien.

(b) Column 4 should balance with Exhibit 1, Lines 6.4, 10.4 and 16.4, Cols. 8, 9, and 10, or with Schedule H, Part 1, Column 1, Line 1. Indicate which:

SCHEDULE Y - INFORMATION CONCERNING ACTIVITIES OF INSURER MEMBERS OF A HOLDING COMPANY GROUP

PART 1 - ORGANIZATIONAL CHART

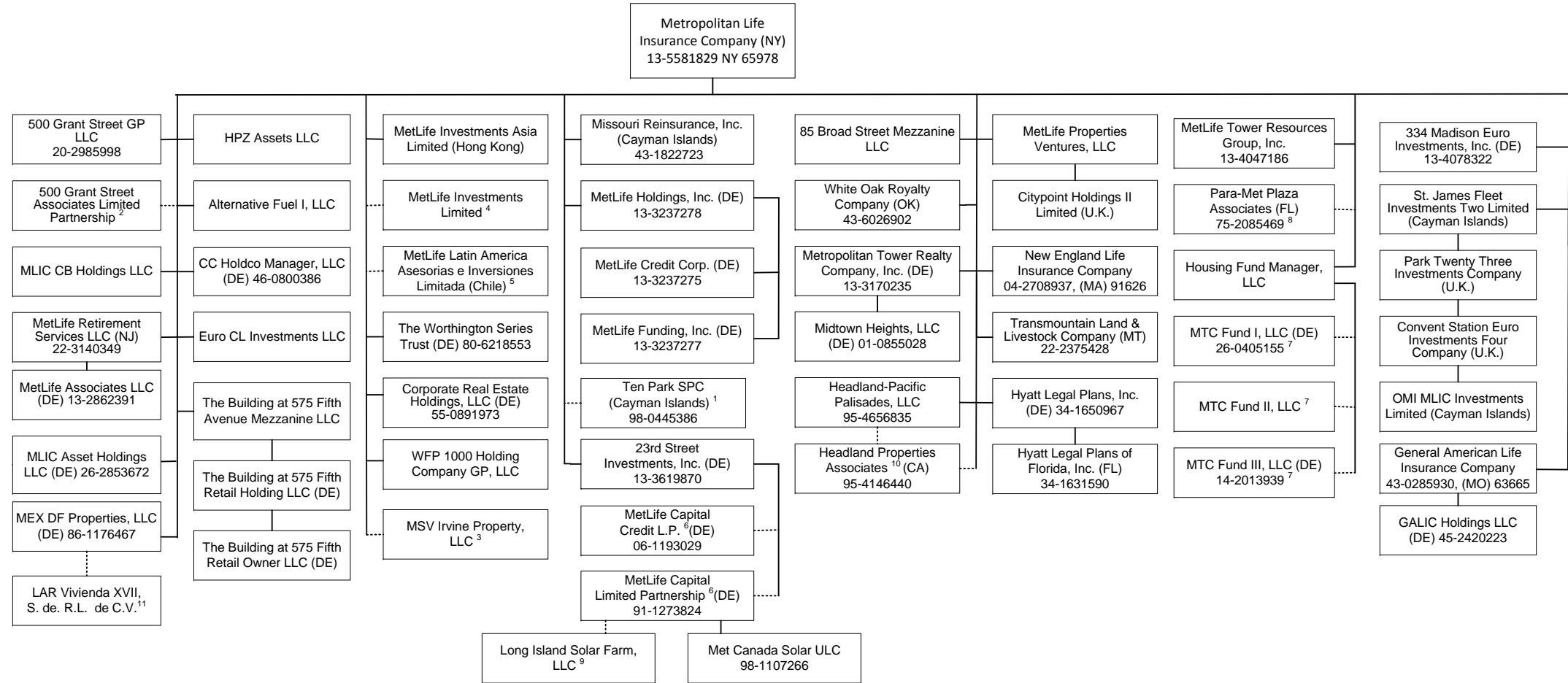


1 72.35% is owned by MetLife, Inc., 24.88236% by American Life Insurance Company, 2.76654% is owned by Inversiones MetLife Holdco Dos Limitada and 0.00000004% is owned by Natiloportem Holdings, LLC.  
 2 99.99999% is owned by MetLife Solutions Pte. Ltd. and 0.00001% is owned by Natiloportem Holdings, LLC.  
 3 99.99946% of Inversiones MetLife Holdco Dos Limitada is owned by MetLife, Inc., 0.000535% is owned by MetLife International Holdings, LLC. and 0.0000054% is owned by Natiloportem Holdings, LLC.

SCHEDULE Y - INFORMATION CONCERNING ACTIVITIES OF INSURER MEMBERS OF A HOLDING COMPANY GROUP

PART 1 - ORGANIZATIONAL CHART

A



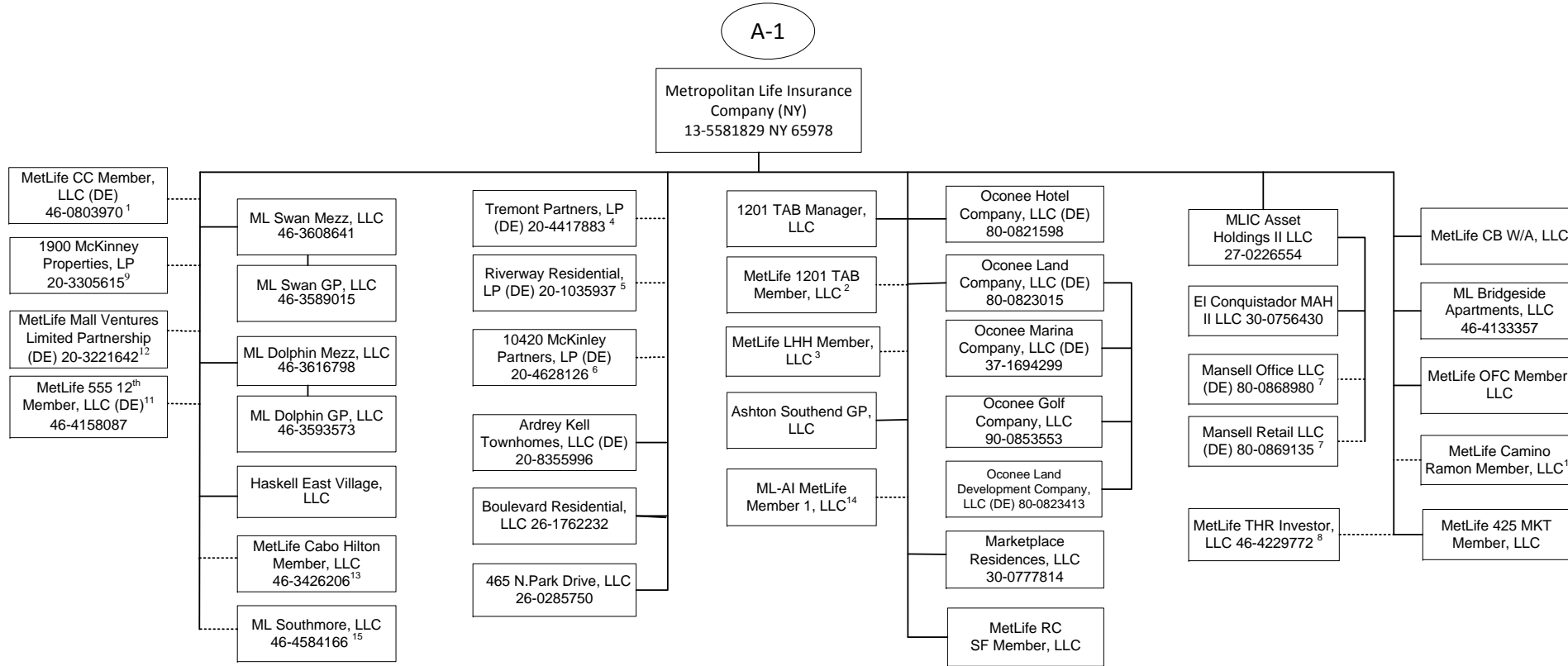
Q12.1

1 1% voting control of Ten Park SPC is held by 23<sup>rd</sup> Street Investments, Inc.  
 2 99% of 500 Grant Street Associates Limited Partnership is held by Metropolitan Life Insurance Company and 1% by 500 Grant Street GP LLC.  
 3 4% of MSV Irvine Property, LLC is owned by Metropolitan Tower Realty Company, Inc. and 96% is owned by Metropolitan Life Insurance Company.  
 4 23<sup>rd</sup> Street Investments, Inc. holds one share of MetLife Investments Limited.  
 5 23<sup>rd</sup> Street Investments, Inc. holds .01% of MetLife Latin American Asesorias e Inversiones Limitada.  
 6 1% general partnership interest is held by 23<sup>rd</sup> Street Investment, Inc. and 99% limited partnership interest is held by Metropolitan Life Insurance Company.  
 7 Housing Fund Manager, LLC is the managing member and the remaining interests are held by a third party member.  
 8 75% of the general partnership is held by Metropolitan Life Insurance Company and 25% of the general partnership is held by Metropolitan Tower Realty Company, Inc.  
 9 9.61% membership interest is held by MetLife Renewables Holding, LLC and 90.39% membership interest is held by LISF Solar Trust in which MetLife Capital Limited Partnership has a 100% beneficial interest.  
 10 Metropolitan Life Insurance Company owns 99% of Headland Properties Associates and Headland-Pacific Palisades, LLC owns the other 1%.  
 11 99.99% of LAR Vivienda XVII S. de R.L. de C.V. is owned by MEX DF Properties, LLC and 0.01% is owned by Euro CL Investments LLC.



SCHEDULE Y - INFORMATION CONCERNING ACTIVITIES OF INSURER MEMBERS OF A HOLDING COMPANY GROUP

PART 1 - ORGANIZATIONAL CHART



Q12.2

1 63.415% of MetLife CC Member, LLC is held by Metropolitan Life Insurance Company, 31.707% by MetLife Insurance Company USA and 4.878% by General American Life Insurance Company.

2 69.66% of MetLife 1201 TAB Member, LLC is owned by Metropolitan Life Insurance Company, 27.24% is owned by MetLife Insurance Company USA and 3.10% is owned by Metropolitan Property and Casualty Insurance Company.

3 69.23% of MetLife LHH Member, LLC is owned by Metropolitan Life Insurance Company, 19.78% is owned by MetLife Insurance Company USA and 10.99% is owned by New England Life Insurance Company.

4 99.9% LP Interest of Tremont Partners, LP is owned by Metropolitan Life Insurance Company and .1% GP is owned by Ashton Southend GP, LLC.

5 99.9% LP Interest of Riverway Residential, LP is owned by Metropolitan Life Insurance Company and .1% GP interest is owned by Metropolitan Tower Realty Company, Inc.

6 99.9% LP interest of 10420 McKinley Partners, LP is owned by Metropolitan Life Insurance Company and .1% GP interest is owned by Metropolitan Tower Realty Company, Inc.

7 73.0284% is owned by MLIC Asset Holdings II LLC and 26.9716% is owned by MLIC CB Holdings LLC.

8 85% of MetLife THR Investors, LLC is owned by Metropolitan Life Insurance Company and 15% by MetLife Insurance Company USA.

9 99.9% LP interest of 1900 McKinley Properties, LP is owned by Metropolitan Life Insurance Company and 0.1% GP interest is owned by Metropolitan Tower Realty Company, Inc.

10 78.6% of MetLife Camino Ramon Member, LLC is owned by Metropolitan Life Insurance Company and 21.4% by MetLife Insurance Company USA.

11 MetLife 555 12th Member, LLC is owned at 69.4% by Metropolitan Life Insurance Company, 25.2% by MetLife Insurance Company USA and 5.4% by General American Life Insurance Company.

12 99% LP interest of MetLife Mall Ventures Limited Partnership is owned by Metropolitan Life Insurance Company and 1% GP interest is owned by Metropolitan Tower Realty Company, Inc.

13 54.129% of MetLife Cabo Hilton Member, LLC is owned by Metropolitan Life Insurance Company, 28.971% by MetLife Insurance Company USA and 16.9% by General American Life Insurance Company.

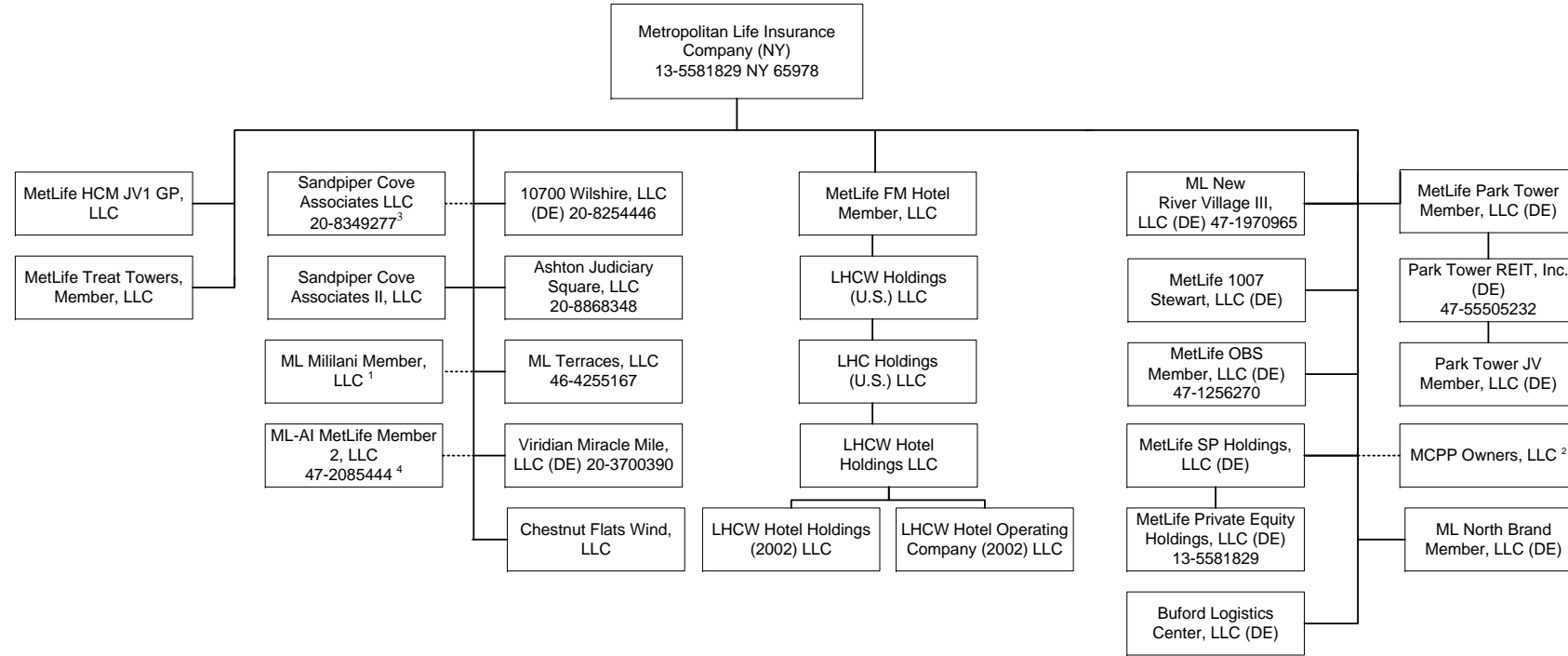
14 83.675% of the membership interest is owned by Metropolitan Life Insurance Company, 10.563% by MetLife Insurance Company USA and 4.801% by Metropolitan Property and Casualty Insurance Company.

15 75.12% of ML Southmore, LLC is owned by Metropolitan Life Insurance Company and 24.88% by MetLife Insurance Company USA.

SCHEDULE Y - INFORMATION CONCERNING ACTIVITIES OF INSURER MEMBERS OF A HOLDING COMPANY GROUP

PART 1 - ORGANIZATIONAL CHART

A-2



1 ML Mililani Member, LLC is owned at 70% by Metropolitan Life Insurance Company, 25% by MetLife Insurance Company USA and 5% by General American Life Insurance Company.

2 MCPPI Owners, LLC is owned at 60.42% by Metropolitan Life Insurance Company, 5.435% by MetLife Insurance Company USA, 0.603% by General American Life Insurance Company, 1.616% by Metropolitan Tower Life Insurance Company, 13.278% by MTL Leasing, LLC, and 18.641% by Daniel/MetLife Midtown Atlanta Master Limited Liability Company.

3 90.59% of the membership interest is owned by Metropolitan Life Insurance Company and 9.41% of the membership interest is owned by Metropolitan Tower Realty Company, Inc.

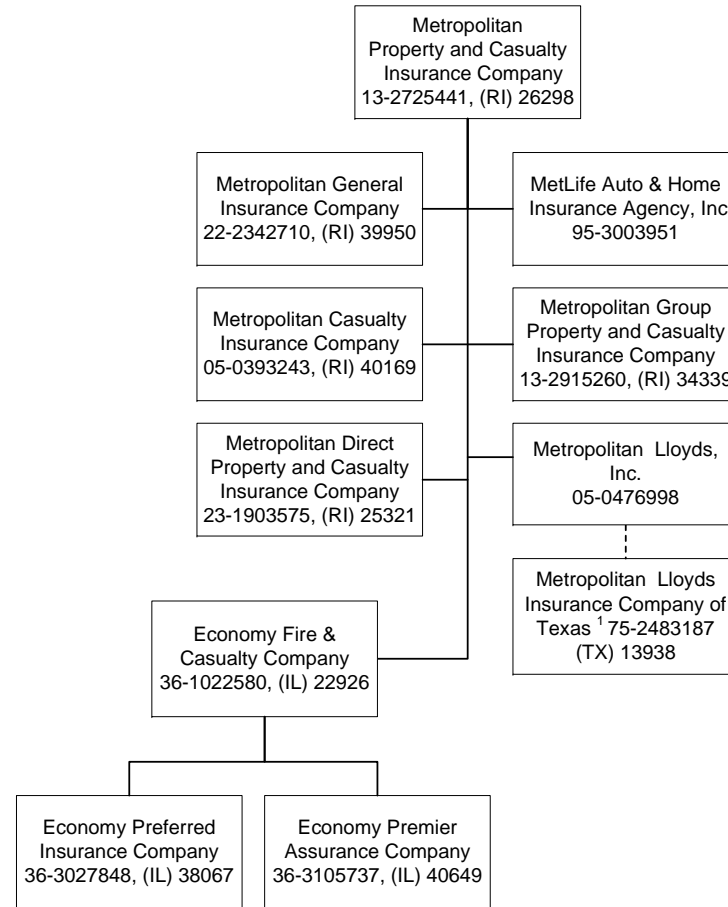
4 82% of ML-AI MetLife Member 2, LLC is owned by Metropolitan Life Insurance Company and 18% by MetLife Insurance Company USA.

Q12.3

SCHEDULE Y - INFORMATION CONCERNING ACTIVITIES OF INSURER MEMBERS OF A HOLDING COMPANY GROUP

PART 1 - ORGANIZATIONAL CHART

B

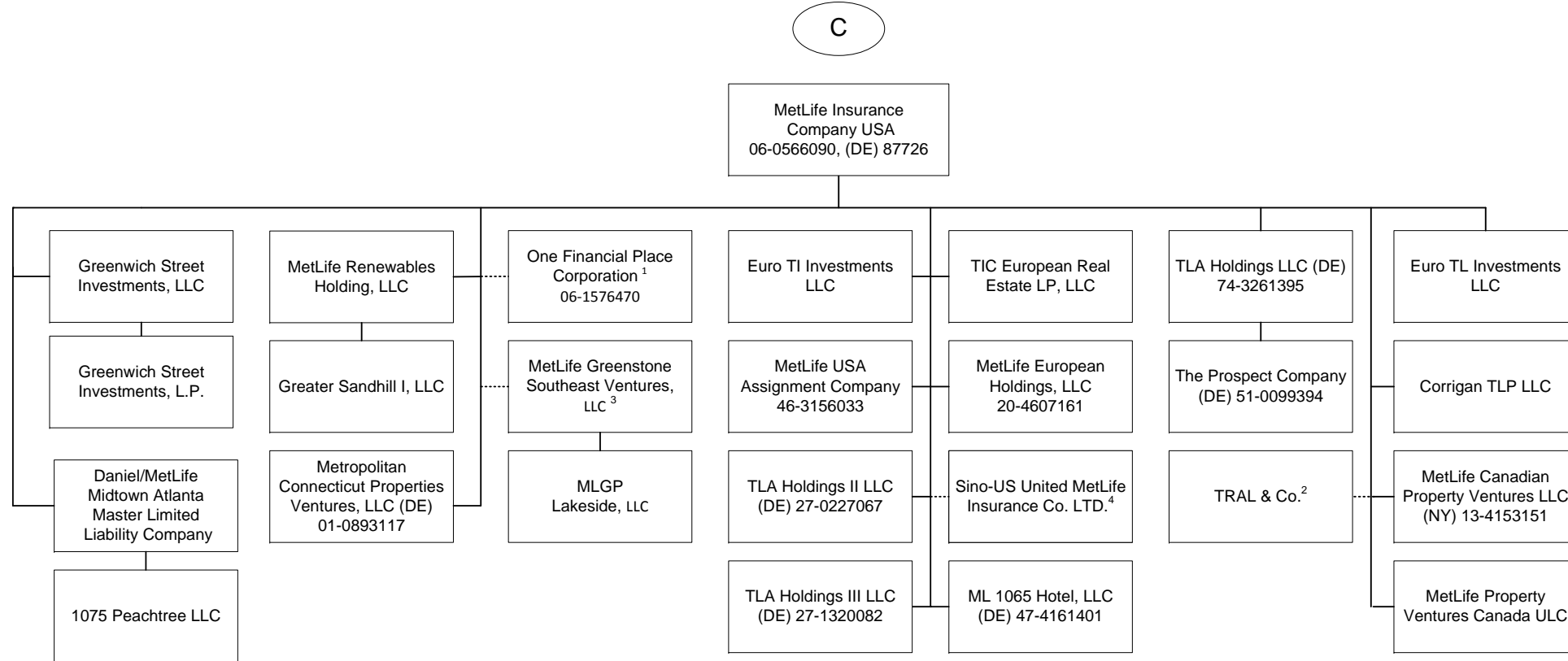


<sup>1</sup> Metropolitan Lloyds Insurance Company of Texas, an affiliated association, provides automobile, homeowner and related insurance for the Texas market. It is an association of individuals designated as underwriters. Metropolitan Lloyds, Inc., a subsidiary of Metropolitan Property and Casualty Insurance Company, serves as the attorney-in-fact and manages the association.

Q12.4

SCHEDULE Y - INFORMATION CONCERNING ACTIVITIES OF INSURER MEMBERS OF A HOLDING COMPANY GROUP

PART 1 - ORGANIZATIONAL CHART

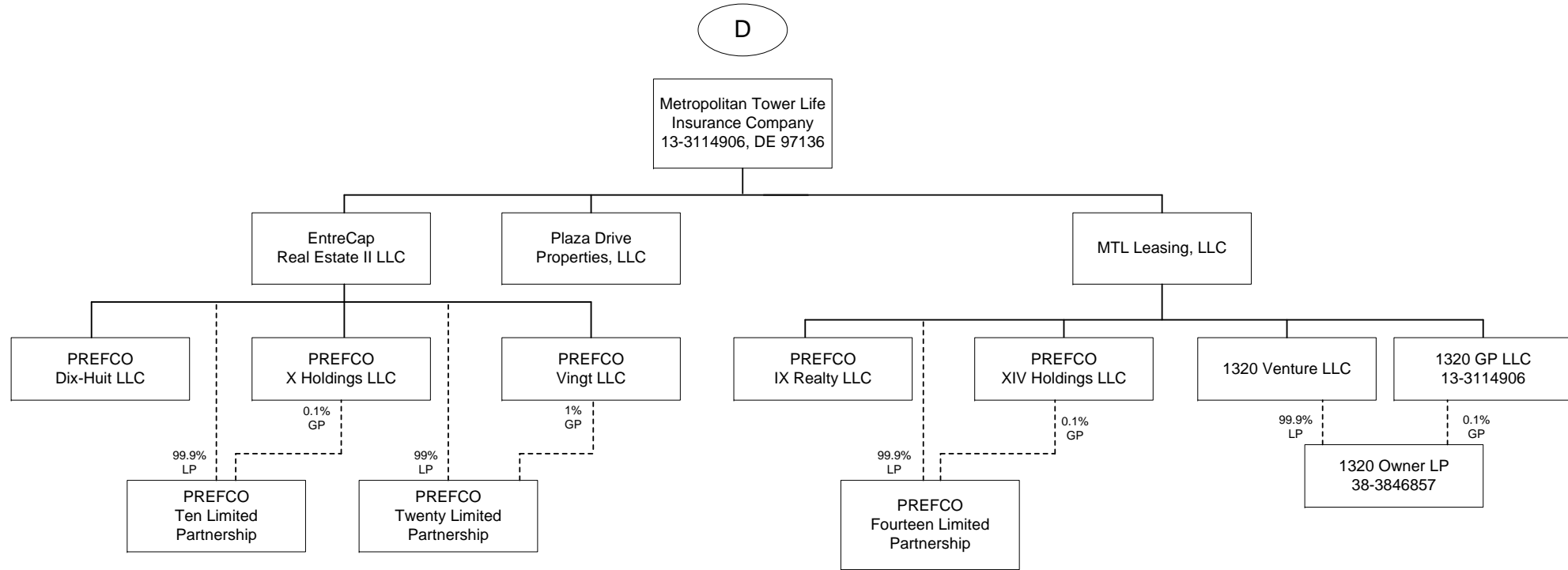


Q12.5

1 100% is owned, in the aggregate, by MetLife Insurance Company USA.  
 2 TRAL & Co. is a general partnership. Its partners are MetLife Insurance Company USA and Metropolitan Life Insurance Company.  
 3 5% of MetLife Greenstone Southeast Ventures, LLC is owned by Metropolitan Connecticut Properties Ventures, LLC.  
 4 Sino-US United MetLife Insurance Co. Ltd. is owned at 27.8% by MetLife Insurance Company USA, 22.2% by Metropolitan Life Insurance Company and 50% by a third party.

SCHEDULE Y - INFORMATION CONCERNING ACTIVITIES OF INSURER MEMBERS OF A HOLDING COMPANY GROUP

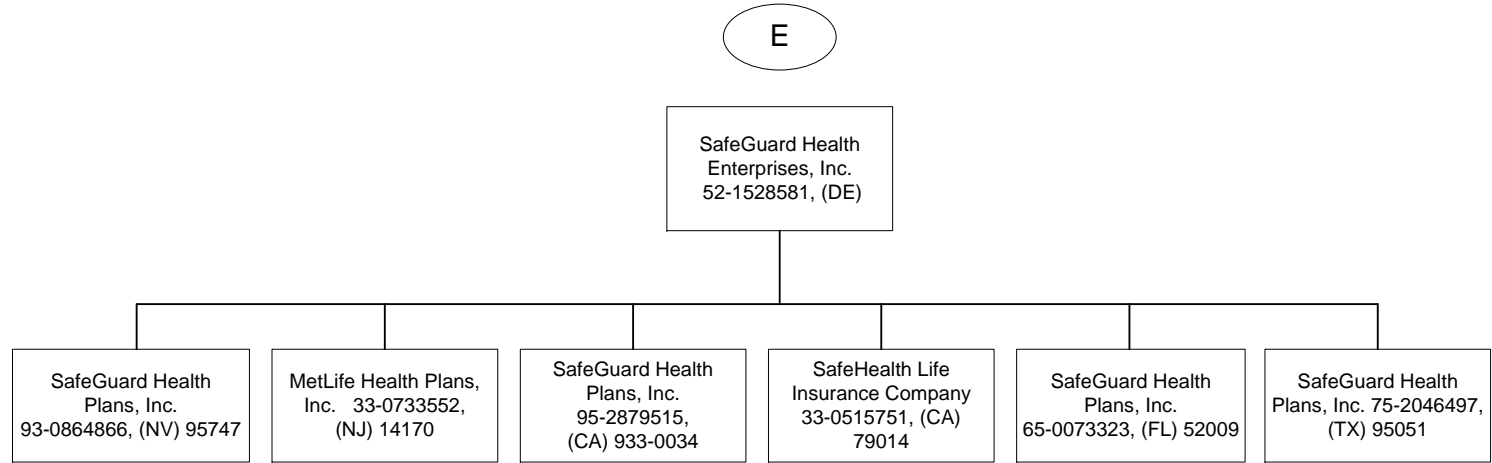
PART 1 - ORGANIZATIONAL CHART



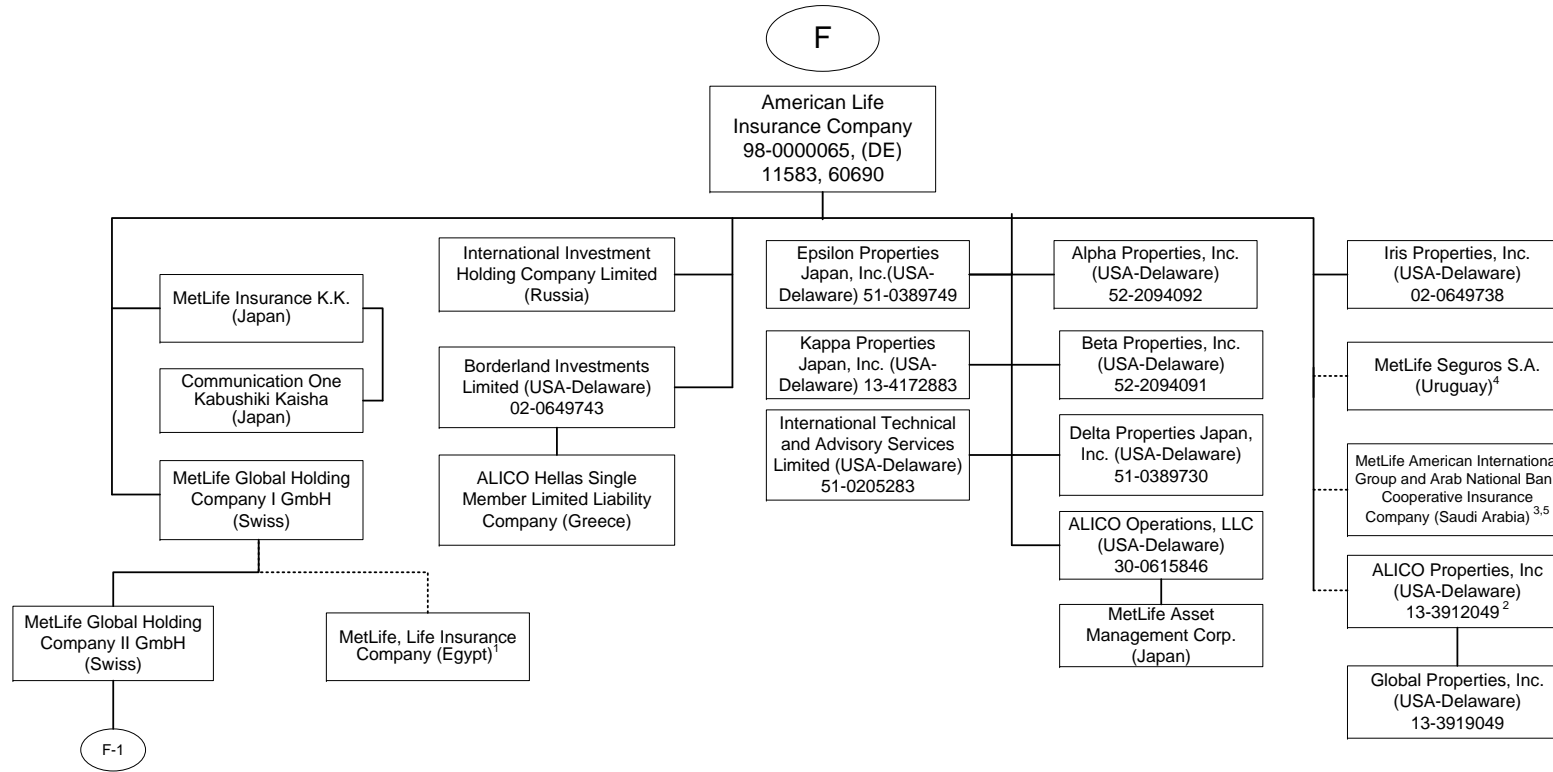
Q12.6

SCHEDULE Y - INFORMATION CONCERNING ACTIVITIES OF INSURER MEMBERS OF A HOLDING COMPANY GROUP

PART 1 - ORGANIZATIONAL CHART



SCHEDULE Y - INFORMATION CONCERNING ACTIVITIES OF INSURER MEMBERS OF A HOLDING COMPANY GROUP  
PART 1 - ORGANIZATIONAL CHART



<sup>1</sup> 84.125% of MetLife, Life Insurance Company is owned by MetLife Global Holding Company I GmbH and the remaining interest by third parties.

<sup>2</sup> 51% of ALICO Properties, Inc. is owned by American Life Insurance Company and the remaining interest by third parties.

<sup>3</sup> The Delaware Department of Insurance approved a disclaimer of affiliation and therefore, this company is not considered an affiliate under Delaware Law.

<sup>4</sup> 74.9187% MetLife Seguros S.A. (Uruguay) is owned by American Life Insurance Company, 25.0798% is owned by MetLife, Inc. and 0.0015% by third party (Oscar Schmidt).

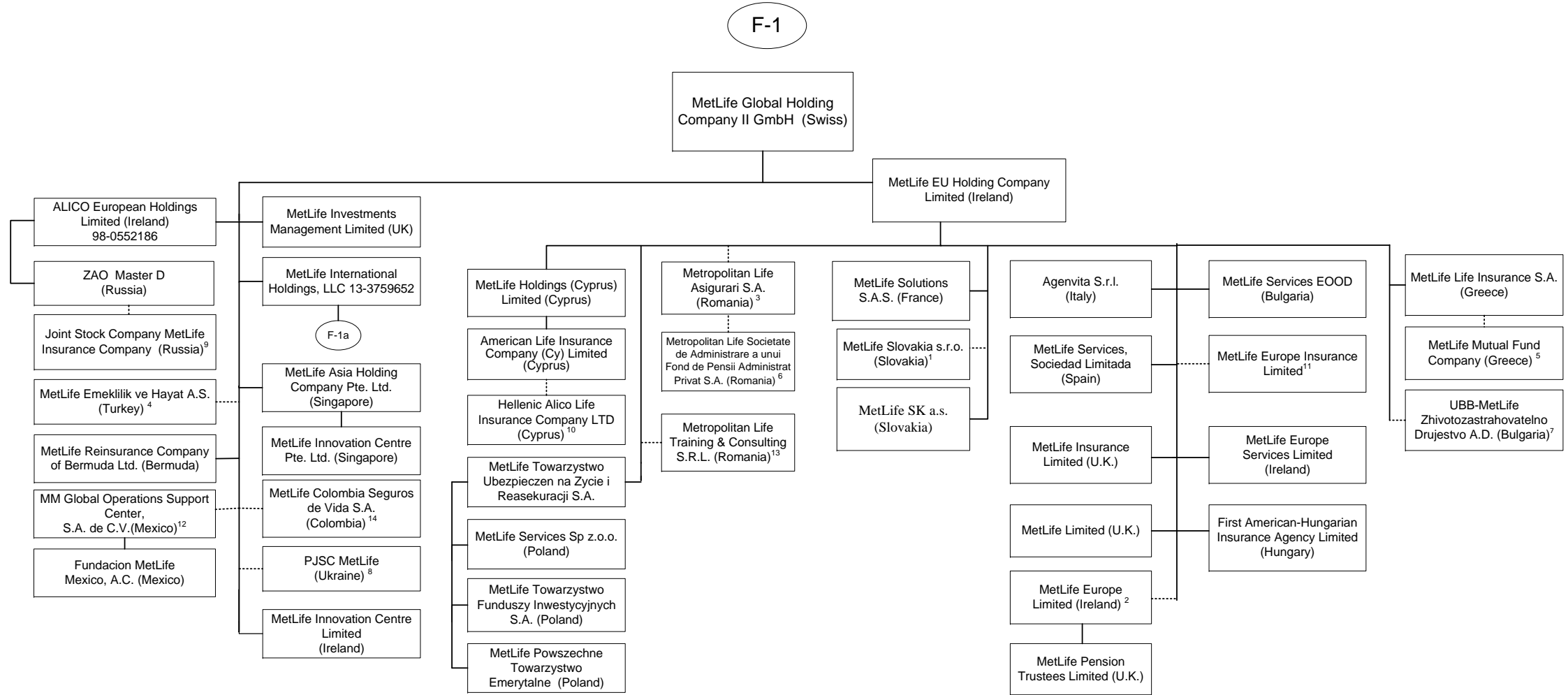
<sup>5</sup> 30% of MetLife, American International Group and Arab National Bank Cooperative Insurance Company is owned by American Life Insurance Company and the remaining interest by third parties.



SCHEDULE Y - INFORMATION CONCERNING ACTIVITIES OF INSURER MEMBERS OF A HOLDING COMPANY GROUP

PART 1 - ORGANIZATIONAL CHART

Q12.9

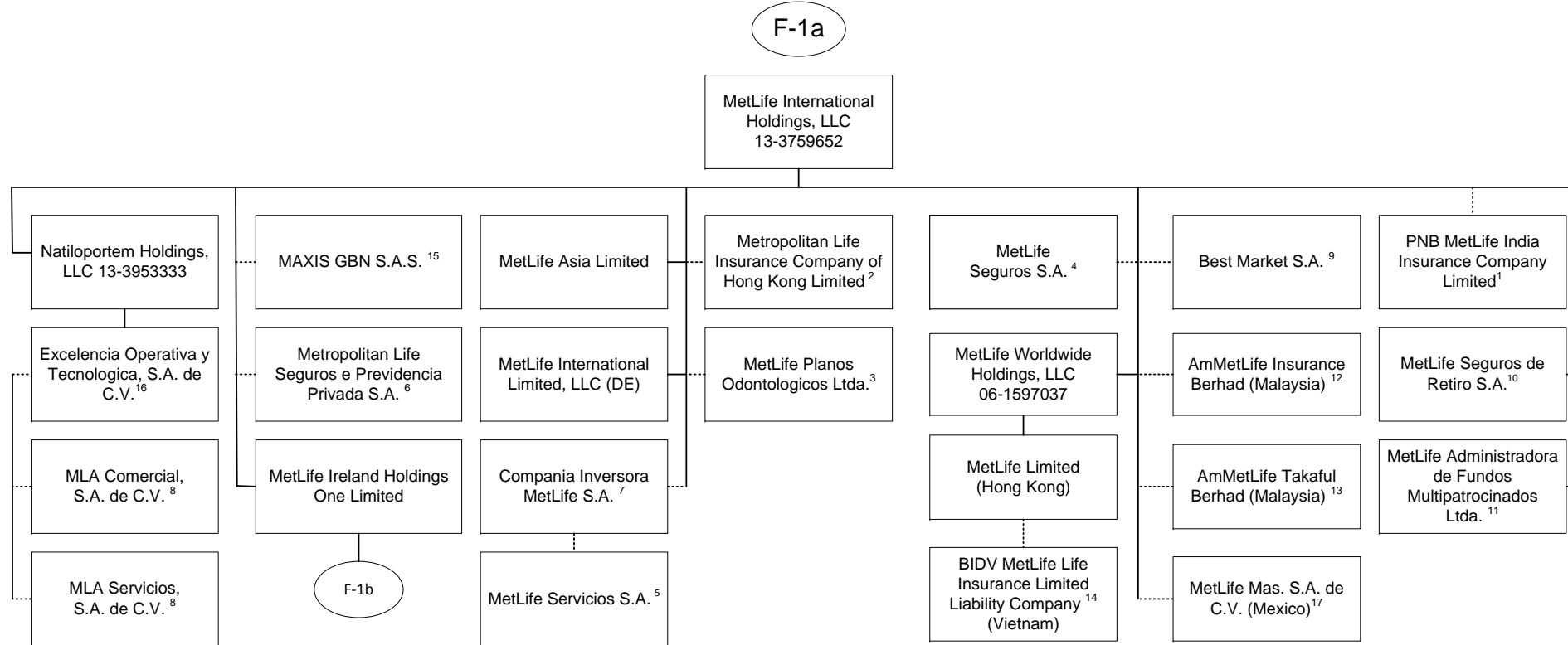


1 99.956% of MetLife Slovakia s.r.o. is owned by MetLife EU Holding Company Limited and 0.044% is owned by International Technical and Advisory Services Limited.  
 2 American Life Insurance Company holds a 4.21534% interest in this entity, MetLife Holding (Cyprus) Limited holds 0.0000241% interest in this entity.  
 3 99.9982018% of Metropolitan Life Asigurari S.A. is owned by MetLife EU Holding Company Limited and the remaining .0017982% is owned by International Technical and Advisory Services Limited.  
 4 99.98% of MetLife Emekliik ve Hayat A.S. is owned by MetLife Global Holding Company II GmbH (Swiss) and the remaining by third parties.  
 5 90% of MetLife Mutual Fund Company is owned by MetLife Life Insurance S.A. and the remaining interest by a third party.  
 6 99.9836% of Metropolitan Life Societate de Administrare a unui Fond de Pensii Administrat Privat S.A. is owned by MetLife EU Holding Company Limited and 0.0164% by MetLife Services Sp z o.o.  
 7 40% of UBB-MetLife Zhivotozastrahovatelno Drujestvo AD is owned by MetLife EU Holding Company Limited and the remaining by third parties  
 8 99.9988% of Pjsc MetLife is owned by MetLife Global Holding Company II GmbH. .0006% is owned by International Technical and Advisory Services Limited and the remaining .0006% is owned by Borderland Investments Limited.

9 ZAO Master D owns 51% of Joint Stock Company MetLife Insurance Company and MetLife Global Holding Company II GmbH owns the other 49%.  
 10 27.5% of Hellenic Alico Life Insurance Company Ltd. is owned by American Life Insurance Company Ltd. (Cyprus) and the remaining by a third party.  
 11 MetLife Europe Insurance Limited is held by MetLife EU Holding Company Limited at 93% and the remaining 7% is held by American Life Insurance Company.  
 12 99.999509% of MM Global Operations Support Center S.A. de C.V. (Mexico) is held by MetLife Global Holding Company II GmbH (Swiss) and 0.000491% is held by MetLife Global Holding Company I GmbH (Swiss).  
 13 99.99% of Metropolitan Life Training & Consulting S.R.L. is owned by MetLife EU Holding Company limited and the remaining 0.01% is owned by MetLife Global Holding Company II GmbH.  
 14 89.9999663% of MetLife Colombia Seguros de Vida S.A. is owned by MetLife Global Holding Company II GmbH, 10.0000295% is owned by MetLife Global Holding Company I GmbH, International Technical and Advisory Services Limited, Borderland Investments Limited, MetLife International Holdings, LLC and Natlioportem Holdings, LLC each owns 0.0000014%.

SCHEDULE Y - INFORMATION CONCERNING ACTIVITIES OF INSURER MEMBERS OF A HOLDING COMPANY GROUP

PART 1 - ORGANIZATIONAL CHART

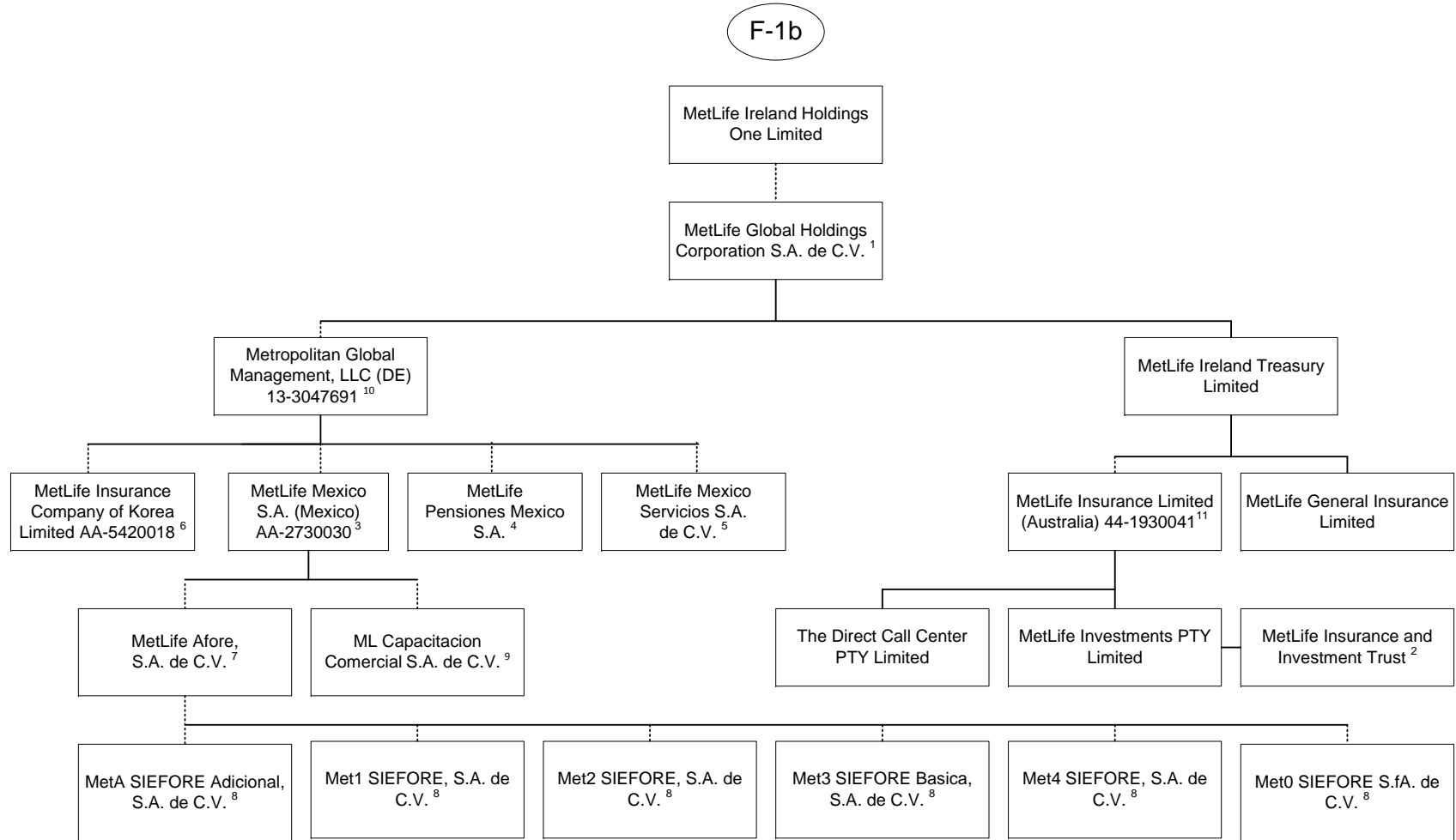


Q12.10

1 26% is owned by MetLife International Holdings, LLC and 74% is owned by third parties.  
 2 99.99935% is owned by MetLife International Holdings, LLC and 0.00065% is owned by Natioportem Holdings, LLC.  
 3 99.999% is owned by MetLife International Holdings, LLC and .001% is owned by Natioportem Holdings, LLC.  
 4 95.5242% is owned by MetLife International Holdings, LLC and 2.6753% is owned by Natioportem Holdings, LLC, and 1.8005% is owned by International Technical and Advisory Services Limited.  
 5 18.87% of the shares of MetLife Servicios S.A. are held by Compania Inversora MetLife S.A., 79.88% is owned by MetLife Seguros S.A., .99% is held by Natioportem Holdings, LLC and .26% is held by MetLife Seguros de Retiro S.A.  
 6 66.662% is owned by MetLife International Holdings, LLC, 33.337% is owned by MetLife Worldwide Holdings, LLC and 0.001% is owned by Natioportem Holdings, LLC.  
 7 95.46% is owned by MetLife International Holdings, LLC and 4.54% is owned by Natioportem Holdings, LLC.  
 8 99% is owned by Excelencia Operativa y Tecnologica, S.A. de C.V. and 1% is owned by MetLife Mexico Servicios S.A. de C.V.  
 9 5% of the shares are held by Natioportem Holdings, LLC and 95% is owned by MetLife International Holdings, LLC.  
 10 96.8897% is owned by MetLife International Holdings, LLC, 3.1102% is owned by Natioportem Holdings, and .0001% is owned by International Technical and Advisory Services Limited.  
 11 99.99998% of MetLife Administradora de Fondos Multipatrocinos Ltda. is owned by MetLife International Holdings, LLC and .00002% by Natioportem Holdings, LLC.  
 12 50.000001% of AmMetLife Insurance Berhad is owned by MetLife International Holdings, LLC and the remainder by a third party.  
 13 49.999999% of AmMetLife Takaful Berhad is owned by MetLife International Holdings, LLC and the remainder by a third party.  
 14 60% of BIDV MetLife Life Insurance Limited Liability Company is held by MetLife Limited (Hong Kong) and the remainder by third parties.  
 15 50% of MAXIS GBN S.A.S. is held by MetLife International Holdings, LLC and the remainder by third parties.  
 16 99% of Excelencia Operativa y Tecnologica, S.A. de C.V. is held by Natioportem Holdings, LLC and 1% by MetLife Mexico Servicios S.A. de C.V.  
 17 99.99964399% MetLife Mas, SA de CV is owned by MetLife International Holdings, LLC and .00035601% is owned by International Technical and Advisory Services Limited.

SCHEDULE Y - INFORMATION CONCERNING ACTIVITIES OF INSURER MEMBERS OF A HOLDING COMPANY GROUP

PART 1 - ORGANIZATIONAL CHART

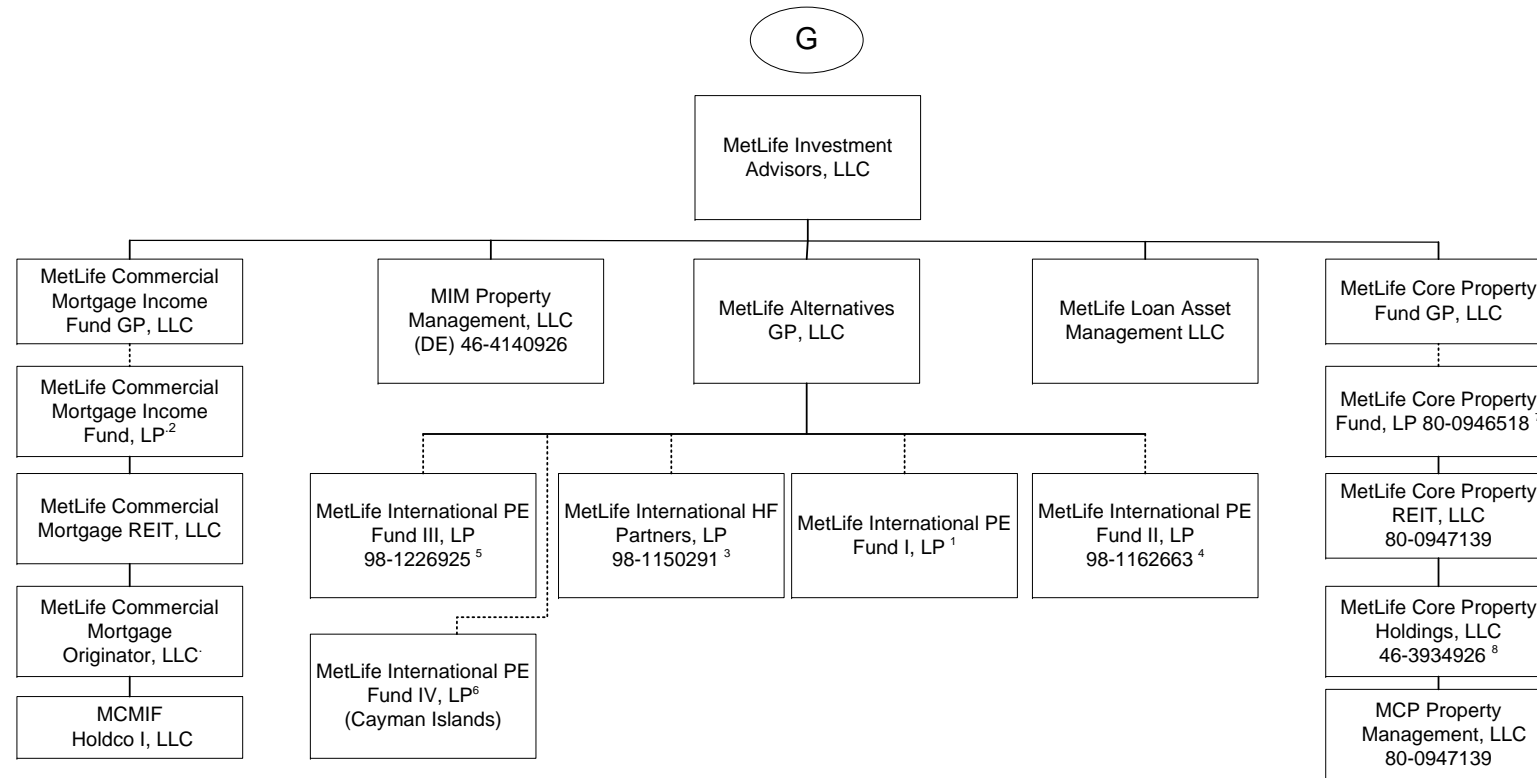


1 98.9% is owned by MetLife Ireland Holdings One Limited and 1.1% is owned by MetLife International Limited, LLC.  
 2 MetLife Insurance and Investment Trust is a trust vehicle, the trustee of which is MetLife Investments PTY Limited ("MIPL"). MIPL is a wholly owned subsidiary of MetLife Insurance Limited.  
 3 99.050271% is owned by Metropolitan Global Management, LLC and .949729% is owned by MetLife International Holdings, LLC.  
 4 97.5125% is owned by Metropolitan Global Management, LLC and 2.4875% is owned by MetLife International Holdings, LLC.  
 5 98% is owned by Metropolitan Global Management, LLC and 2% is owned by MetLife International Holdings, LLC.  
 6 14.64% is owned by MetLife Mexico, S.A. and 85.36% is owned by Metropolitan Global Management, LLC.

7 99.99% is owned by MetLife Mexico S.A. (Mexico) and .01% is owned by MetLife Pensiones S.A.  
 8 99.99% is owned by MetLife Afore, S.A. de C.V. and .01% is owned by MetLife Mexico S.A. (Mexico).  
 9 99% is owned by MetLife Mexico S.A. and 1% is owned by MetLife Mexico Servicios, S.A. de C.V.  
 10 99.7% is owned by MetLife Global Holdings Corporation S.A. de C.V. and 0.3% is owned by MetLife International Holdings, LLC.  
 11 91.16468% of MetLife Insurance Limited (Australia) is owned by MetLife Ireland Treasury Limited and 8.83532% by MetLife Global Holdings Corp. S.A. de C.V.

SCHEDULE Y - INFORMATION CONCERNING ACTIVITIES OF INSURER MEMBERS OF A HOLDING COMPANY GROUP

PART 1 - ORGANIZATIONAL CHART



1 92.593% of the Limited partnership interests of this entity is owned by MetLife Insurance K.K, 4.115% is owned by MetLife Mexico S.A., 2.716% by MetLife Limited (Hong Kong) and the remaining 0.576% is owned by Metropolitan Life Insurance Company of Hong Kong Limited.

2 MetLife Commercial Mortgage Income Fund GP, LLC is the general partner of MetLife Commercial Mortgage Income Fund, LP (the "Fund"). A majority of the limited partnership interests in the Fund are held by third parties. The following affiliates hold a minority share of the limited partnership interests in the Fund: Metropolitan Life Insurance Company owns 29.2%, MetLife Insurance Company USA owns 9.7%, MetLife Insurance Co. of Korea, Limited owns 5.8%, MetLife Limited owns 3.1%, and Metropolitan Life Insurance Company of Hong Kong Limited owns .8%.

3 88.22% of the Limited partnership interests of this entity is owned by MetLife Insurance K.K (Japan), 9.47% is owned by MetLife Insurance Company of Korea Limited, 2.29% is owned by MetLife Limited (Hong Kong) and 0.02% is owned by MetLife Alternatives, GP.

4 94.54% of the limited partnership interest of MetLife International PE Fund II, LP is owned by MetLife Insurance K.K. (Japan), 2.77% is owned by MetLife Limited (Hong Kong), 2.1% is owned by MetLife Mexico, S.A. and 0.59% is owned by Metropolitan Life Insurance Company Hong Kong Limited.

5 88.93% of the limited partnership interest of MetLife International PE Fund III, LP is owned by MetLife Insurance K.K. (Japan), 7.91% is owned by MetLife Insurance Company of Korea Limited, 2.61% is owned by MetLife Limited (Hong Kong) and 0.55% is owned by Metropolitan Life Insurance Company Hong Kong Limited.

6 94.70% of the limited partnership interests of MetLife International PE Fund IV, LP is owned by MetLife Insurance K.K, 3.79% is owned by MetLife Insurance Company of Korea Limited, 1.51% is owned by MetLife Limited (Hong Kong).

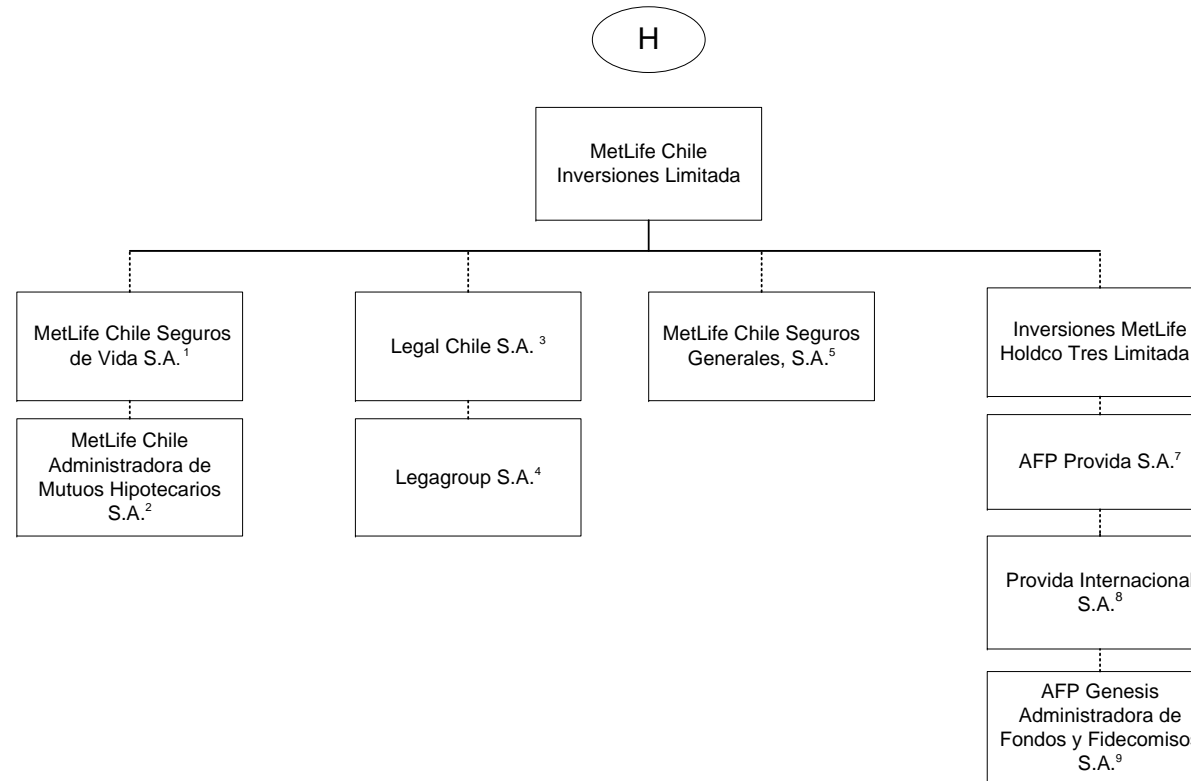
7 MetLife Core Property Fund GP, LLC is the general partner of MetLife Core Property Fund, LP (the "Fund"). A substantial majority of the limited partnership interests in the Fund are held by third parties. The following affiliates hold a minority share of the limited partnership interests in the Fund: Metropolitan Life Insurance Company owns 23.7%, General American Life Insurance Company owns 0.1% and MetLife Insurance Company USA owns 0.2%.

8 MetLife Core Property Holdings, LLC holds the following single-property limited liability companies: MCP 7 Riverway, LLC, MCP SoCal Industry- Redondo, LLC, MCP SoCal Industrial-Bernardo, LLC, MCP SoCal IndustrialCanyon, LLC, MCP SoCal Industrial-Anaheim, LLC, MCP SoCal Industrial-LAX, LLC, MCP SoCal Industrial-Fullerton, LLC, MCP SoCal Industrial-Ontario, LLC, MCP SoCal Industrial-Loker, LLC, MCP Paragon Point, LLC, MCP 4600 South Syracuse, LLC, MCP The Palms Doral, LLC, MCP Waterford Atrium, LLC, MCP EnV Chicago, LLC, MCP 100 Congress, LLC, MCP 1900 McKinney, LLC, MCP 550 West Washington, LLC, MCP Main Street Village, LLC, MCP Lodge At Lakecrest, LLC, MCP Ashton South End, LLC, MCP 3040 Post Oak, LLC, MCP Plaza at Legacy, LLC, MCP VOA Holdings, LLC, MCP VOA I & III, LLC, MCP VOA II, LLC, MCP 9020 Murphy Road, LLC, MCP Trimble Campus, LLC, MCP Highland Park Lender, LLC, MCP Property Management, LLC, MCP One Westside, LLC, MCP SoCal Industrial Springdale, LLC, MCP Alley 24 East, LLC, MCP Northyards Holdco, LLC, MCP Northyards Owner, LLC, MCP Northyards Master Lessee, LLC, 60 11th Street, LLC, Magnolia Park Greenville Venture, LLC, Denver Pavilions Venture, LLC, Magnolia Park Greenville, LLC, Denver Pavilions OwnerCo, LLC, MCP DMCBP Phase II Member, LLC, MCP Buford Logistics Center 2 Venture, LLC, MetLife Core Property TRS, LLC, Fife Enterprise Center Venture, LLC, Fife Enterprise Center, LLC, Des Moines Creek Business Park Phase II, LLC, Buford Logistics Center Bldg A Venture, LLC, and Buford Logistics Center Bldg B Venture, LLC.

Q12.12

SCHEDULE Y - INFORMATION CONCERNING ACTIVITIES OF INSURER MEMBERS OF A HOLDING COMPANY GROUP

PART 1 - ORGANIZATIONAL CHART



1 99.997% is held by MetLife Chile Inversiones Limitada and .003% by International Technical and Advisory Services Limited.  
 2 99.99% is held by MetLife Chile Seguros de Vida S.A. and .01% by MetLife Chile Inversiones Limitada.  
 3 51% of Legal Chile S.A. is owned by MetLife Chile Inversiones Limitada and the remainder by a third party.  
 4 99% of Legagroup S.A. is owned by Legal Chile S.A. and the remainder by a third party.  
 5 99.98% of MetLife Chile Seguros Generales, S.A. is owned by MetLife Chile Inversiones Limitada and 0.02% by Inversiones MetLife Holdco Dos Limitada.

6 97.13% of Inversiones MetLife Holdco Tres Limitada is owned by MetLife Chile Inversiones Limitada and 2.87% is owned by Inversiones MetLife Holdco Dos Limitada.  
 7 41.959% of AFP Provida S.A. is owned by Inversiones MetLife Holdco Dos Limitada, 41.959% owned by Inversiones MetLife Holdco Tres Limitada and 10.814% by MetLife Chile Inversiones Limitada and the remainder is owned by the public  
 8 99.99% of Provida Internacional S.A. is owned by AFP Provida S.A. and .01% by MetLife Chile Inversiones Limitada.  
 9 99.997% of AFP Genesis Administradora de Fondos y Fidecomisos S.A. is owned by Provida Internacional S.A. and .0003% by Inversiones Previsionales S.A.

SCHEDULE Y - INFORMATION CONCERNING ACTIVITIES OF INSURER MEMBERS OF A HOLDING COMPANY GROUP

PART 1 - ORGANIZATIONAL CHART

1) The voting securities (excluding directors' qualifying shares, if any) of each subsidiary shown on the organizational chart are 100% owned by their respective parent corporation, unless otherwise indicated.

2) The Metropolitan Money Market Pool and MetLife Intermediate Income Pool are pass-through investments pools, of which Metropolitan Life Insurance Company and/or its subsidiaries and/or affiliates are general partners.

3) The MetLife, Inc. organizational chart does not include real estate joint ventures and partnerships of which MetLife, Inc. and/or its subsidiaries is an investment partner. In addition, certain inactive subsidiaries have also been omitted.

4) MetLife Services EEIG is a cost-sharing mechanism used in European Union for European Union-affiliated members.

**SCHEDULE Y**

**PART 1A - DETAIL OF INSURANCE HOLDING COMPANY SYSTEM**

1	2	3	4	5	6	7	8	9	10	11	12	13	14	15
Group Code	Group Name	NAIC Company Code	ID Number	Federal RSSD	CIK	Name of Securities Exchange if Public Traded (U.S. or International)	Name of Parent, Subsidiaries or Affiliates	Domiciliary Location	Relationship to Reporting Entity	Directly Controlled by (Name of Entity/Person)	Type of Control (Ownership, Board, Management, Attorney-in-Fact, Influence, Other)	If Control is Ownership Provide Percentage	Ultimate Controlling Entity(ies)/Person(s)	*
<b>Members</b>														
0241	MetLife	00000	13-4075851	2945824	1099219	NYSE, ISE	MetLife, Inc.	DE	UIP	Board of Directors	Board of Directors		Board of Directors	
0241	MetLife	65978	13-5581829	1583845	937834	ISE	Metropolitan Life Insurance Company	NY	UDP	MetLife, Inc.	Ownership	100.000	MetLife, Inc.	
0241	MetLife	00000	20-2985998				500 Grant Street GP, LLC	DE	NIA	Metropolitan Life Insurance Company	Ownership	100.000	MetLife, Inc.	
0241	MetLife	00000					500 Grant Street Associates Limited Partnership	CT	NIA	Metropolitan Life Insurance Company	Ownership	99.000	MetLife, Inc.	
0241	MetLife	00000					500 Grant Street Associates Limited Partnership	CT	NIA	500 Grant Street GP LLC	Ownership	1.000	MetLife, Inc.	
0241	MetLife	00000	22-3140349				MetLife Retirement Services LLC	NJ	NIA	Metropolitan Life Insurance Company	Ownership	100.000	MetLife, Inc.	
0241	MetLife	00000	13-2862391				MetLife Associates, LLC	DE	NIA	MetLife Retirement Services LLC	Ownership	100.000	MetLife, Inc.	
0241	MetLife	00000					MLIC CB Holdings LLC	DE	NIA	Metropolitan Life Insurance Company	Ownership	100.000	MetLife, Inc.	
0241	MetLife	00000					HPZ Assets LLC	DE	NIA	Metropolitan Life Insurance Company	Ownership	100.000	MetLife, Inc.	
0241	MetLife	00000					Alternative Fuel I, LLC	DE	NIA	Metropolitan Life Insurance Company	Ownership	100.000	MetLife, Inc.	
0241	MetLife	00000	46-0800386				CC Holdco Manager, LLC	DE	NIA	Metropolitan Life Insurance Company	Ownership	100.000	MetLife, Inc.	
0241	MetLife	00000	13-5581829				MetLife Private Equity Holdings, LLC	DE	NIA	MetLife SP Holdings, LLC	Ownership	100.000	MetLife, Inc.	
0241	MetLife	00000					Euro CL Investments LLC	DE	NIA	Metropolitan Life Insurance Company	Ownership	100.000	MetLife, Inc.	
0241	MetLife	00000					The Building at 575 Fifth Avenue Mezzanine LLC	DE	NIA	Metropolitan Life Insurance Company	Ownership	100.000	MetLife, Inc.	
0241	MetLife	00000					The Building at 575 Fifth Retail Holding LLC	DE	NIA	The Building at 575 Fifth Avenue Mezzanine LLC	Ownership	100.000	MetLife, Inc.	
0241	MetLife	00000					The Building at 575 Fifth Retail Owner LLC	DE	NIA	The Building at 575 Fifth Retail Holding LLC	Ownership	100.000	MetLife, Inc.	
0241	MetLife	00000	20-8254446				10700 Wilshire, LLC	DE	NIA	Metropolitan Life Insurance Company	Ownership	100.000	MetLife, Inc.	
0241	MetLife	00000					Sandpiper Cove Associates II, LLC	DE	NIA	Metropolitan Life Insurance Company	Ownership	100.000	MetLife, Inc.	
0241	MetLife	00000					ML Mililani Member, LLC	DE	NIA	Metropolitan Life Insurance Company	Ownership	70.000	MetLife, Inc.	
0241	MetLife	00000					ML Mililani Member, LLC	DE	NIA	MetLife Insurance Company USA	Ownership	25.000	MetLife, Inc.	
0241	MetLife	00000					ML Mililani Member, LLC	DE	NIA	General American Life Insurance Company	Ownership	5.000	MetLife, Inc.	
0241	MetLife	00000					ML North Brand Member	DE	NIA	Metropolitan Life Insurance Company	Ownership	100.000	MetLife, Inc.	
0241	MetLife	00000	47-5228317				MCPP Owners, LLC	DE	NIA	Metropolitan Life Insurance Company	Ownership	60.427	MetLife, Inc.	
0241	MetLife	00000	47-5228317				MCPP Owners, LLC	DE	NIA	MetLife Insurance Company USA	Ownership	5.435	MetLife, Inc.	
0241	MetLife	00000	47-5228317				MCPP Owners, LLC	DE	NIA	General American Life Insurance Company	Ownership	0.603	MetLife, Inc.	
0241	MetLife	00000	47-5228317				MCPP Owners, LLC	DE	NIA	Metropolitan Tower Life Insurance Company	Ownership	1.616	MetLife, Inc.	
0241	MetLife	00000	47-5228317				MCPP Owners, LLC	DE	NIA	MTL Leasing, LLC	Ownership	13.278	MetLife, Inc.	
0241	MetLife	00000	47-5228317				MCPP Owners, LLC	DE	NIA	Daniel/MetLife Midtown Limited Liability Company	Ownership	18.641	MetLife, Inc.	
0241	MetLife	00000	20-3700390				Viridian Miracle Mile, LLC	DE	NIA	Metropolitan Life Insurance Company	Ownership	100.000	MetLife, Inc.	
0241	MetLife	00000	98-1107266				MetLife Canada Solar ULC	CAN	NIA	MetLife Capital, Limited Partnership	Ownership	100.000	MetLife, Inc.	

013

## SCHEDULE Y

### PART 1A - DETAIL OF INSURANCE HOLDING COMPANY SYSTEM

1	2	3	4	5	6	7	8	9	10	11	12	13	14	15
Group Code	Group Name	NAIC Company Code	ID Number	Federal RSSD	CIK	Name of Securities Exchange if Public Traded (U.S. or International)	Name of Parent, Subsidiaries or Affiliates	Domiciliary Location	Relationship to Reporting Entity	Directly Controlled by (Name of Entity/Person)	Type of Control (Ownership, Board, Management, Attorney-in-Fact, Influence, Other)	If Control is Ownership Provide Percentage	Ultimate Controlling Entity(ies)/Person(s)	*
0241	MetLife	00000	80-6218553				The Worthington Series Trust	DE	NIA	Metropolitan Life Insurance Company	Ownership	100.000	MetLife, Inc.	
0241	MetLife	00000		4275534			MetLife Investments Asia Limited (Hong Kong)	HKG	NIA	Metropolitan Life Insurance Company	Ownership	100.000	MetLife, Inc.	
0241	MetLife	00000		4254427			MetLife Investments Limited (UK)	GBR	NIA	Metropolitan Life Insurance Company	Ownership	99.000	MetLife, Inc.	
0241	MetLife	00000		4254427			MetLife Investments Limited (UK)	GBR	NIA	23rd Street Investments, Inc.	Ownership	1.000	MetLife, Inc.	
0241	MetLife	00000		4254445			MetLife Latin America Asesorias e Inversiones Limitada (Chile)	CHL	NIA	Metropolitan Life Insurance Company	Ownership	99.990	MetLife, Inc.	
0241	MetLife	00000		4254445			MetLife Latin America Asesorias e Inversiones Limitada (Chile)	CHL	NIA	23rd Street Investments, Inc.	Ownership	0.010	MetLife, Inc.	
0241	MetLife	00000	86-1176467				MEX DF Properties, LLC	DE	NIA	Metropolitan Life Insurance Company	Ownership	100.000	MetLife, Inc.	
0241	MetLife	00000					LAR Vivienda XVII, S. de R. L. de C.V.	MEX	NIA	MEX DF Properties, LLC	Ownership	99.990	MetLife, Inc.	
0241	MetLife	00000					LAR Vivienda XVII, S. de R. L. de C.V.	MEX	NIA	Euro CL Investments LLC	Ownership	0.010	MetLife, Inc.	
0241	MetLife	00000	55-0891973				Corporate Real Estate Holdings, LLC	DE	NIA	Metropolitan Life Insurance Company	Ownership	100.000	MetLife, Inc.	
0241	MetLife	00000					WFP 1000 Holding Company GP, LLC	DE	NIA	Metropolitan Life Insurance Company	Ownership	100.000	MetLife, Inc.	
0241	MetLife	00000					MSV Irvine Property, LLC	DE	NIA	Metropolitan Life Insurance Company	Ownership	96.000	MetLife, Inc.	
0241	MetLife	00000					MSV Irvine Property, LLC	DE	NIA	Metropolitan Tower Realty Company, Inc.	Ownership	4.000	MetLife, Inc.	
0241	MetLife	00000	98-0445386	4254696			Ten Park SPC	CYM	NIA	Metropolitan Life Insurance Company	Ownership	99.000	MetLife, Inc.	
0241	MetLife	00000	98-0445386	4254696			Ten Park SPC	CYM	NIA	23rd Street Investments, Inc.	Ownership	1.000	MetLife, Inc.	
0241	MetLife	00000	13-3619870				23rd Street Investments, Inc.	DE	NIA	Metropolitan Life Insurance Company	Ownership	100.000	MetLife, Inc.	
0241	MetLife	00000	06-1193029				MetLife Capital Credit L.P.	DE	NIA	Metropolitan Life Insurance Company	Ownership	99.000	MetLife, Inc.	
0241	MetLife	00000	06-1193029				MetLife Capital Credit L.P.	DE	NIA	23rd Street Investments, Inc.	Ownership	1.000	MetLife, Inc.	
0241	MetLife	00000	91-1273824				MetLife Capital, Limited Partnership	DE	NIA	Metropolitan Life Insurance Company	Ownership	99.000	MetLife, Inc.	
0241	MetLife	00000	91-1273824				MetLife Capital, Limited Partnership	DE	NIA	23rd Street Investments, Inc.	Ownership	1.000	MetLife, Inc.	
0241	MetLife	00000					Long Island Solar Farm, LLC	DE	NIA	MetLife Renewables Holding, LLC	Ownership	9.610	MetLife, Inc.	
0241	MetLife	00000					Long Island Solar Farm, LLC	DE	NIA	MetLife Capital, Limited Partnership	Ownership	90.390	MetLife, Inc.	
0241	MetLife	00000	43-1822723	4275507			Missouri Reinsurance, Inc.	CYM	IA	Metropolitan Life Insurance Company	Ownership	100.000	MetLife, Inc.	
0241	MetLife	00000	13-3237278				MetLife Holdings, Inc.	DE	NIA	Metropolitan Life Insurance Company	Ownership	100.000	MetLife, Inc.	
0241	MetLife	00000	13-3237275				MetLife Credit Corp.	DE	NIA	MetLife Holdings, Inc. (DE)	Ownership	100.000	MetLife, Inc.	
0241	MetLife	00000	13-3237277				MetLife Funding, Inc.	DE	NIA	MetLife Holdings, Inc. (DE)	Ownership	100.000	MetLife, Inc.	
0241	MetLife	00000					85 Broad Street Mezzanine LLC	DE	NIA	Metropolitan Life Insurance Company	Ownership	100.000	MetLife, Inc.	
0241	MetLife	00000	46-5563450				Buford Logistics Center, LLC	DE	NIA	Metropolitan Life Insurance Company	Ownership	100.000	MetLife, Inc.	
0241	MetLife	00000					MetLife Park Tower Member, LLC	DE	NIA	Metropolitan Life Insurance Company	Ownership	100.000	MetLife, Inc.	
0241	MetLife	00000	47-55505232				Park Tower REIT, Inc.	DE	NIA	MetLife Park Tower Member, LLC	Ownership	100.000	MetLife, Inc.	
0241	MetLife	00000					Park Tower JV Member, LLC	DE	NIA	Park Tower REIT, Inc.	Ownership	100.000	MetLife, Inc.	
0241	MetLife	00000	13-3170235				Metropolitan Tower Realty Company, Inc.	DE	NIA	Metropolitan Life Insurance Company	Ownership	100.000	MetLife, Inc.	
0241	MetLife	00000	01-0855028				Midtown Heights, LLC	DE	NIA	Metropolitan Tower Realty Company, Inc.	Ownership	100.000	MetLife, Inc.	
0241	MetLife	00000	95-4656835				Headland-Pacific Palisades, LLC	CA	NIA	Metropolitan Life Insurance Company	Ownership	100.000	MetLife, Inc.	

Q13.1



**SCHEDULE Y**

**PART 1A - DETAIL OF INSURANCE HOLDING COMPANY SYSTEM**

1	2	3	4	5	6	7	8	9	10	11	12	13	14	15
Group Code	Group Name	NAIC Company Code	ID Number	Federal RSSD	CIK	Name of Securities Exchange if Public Traded (U.S. or International)	Name of Parent, Subsidiaries or Affiliates	Domiciliary Location	Relationship to Reporting Entity	Directly Controlled by (Name of Entity/Person)	Type of Control (Ownership, Board, Management, Attorney-in-Fact, Influence, Other)	If Control is Ownership Provide Percentage	Ultimate Controlling Entity(ies)/Person(s)	*
0241..	MetLife.....	00000..	95-4146440..				Headland Properties Associates.....	CA.....	NIA.....	Metropolitan Life Insurance Company.....	Ownership.....	...99.000	MetLife, Inc.....	
0241..	MetLife.....	00000..	95-4146440..				Headland Properties Associates.....	CA.....	NIA.....	Headland-Pacific Palisades, LLC.....	Ownership.....	...1.000	MetLife, Inc.....	
0241..	MetLife.....	00000..	43-6026902..				White Oak Royalty Company.....	OK.....	NIA.....	Metropolitan Life Insurance Company.....	Ownership.....	...100.000	MetLife, Inc.....	
0241..	MetLife.....	00000..	30-0777814..				Marketplace Residences, LLC.....	DE.....	NIA.....	Metropolitan Life Insurance Company.....	Ownership.....	...100.000	MetLife, Inc.....	
0241..	MetLife.....	00000..	26-2853672..				MLIC Asset Holdings LLC.....	DE.....	NIA.....	Metropolitan Life Insurance Company.....	Ownership.....	...100.000	MetLife, Inc.....	
0241..	MetLife.....	00000..					MetLife Properties Ventures, LLC.....	DE.....	NIA.....	Metropolitan Life Insurance Company.....	Ownership.....	...100.000	MetLife, Inc.....	
0241..	MetLife.....	00000..					Citypoint Holdings II Limited (UK).....	GBR.....	NIA.....	MetLife Properties Ventures, LLC.....	Ownership.....	...100.000	MetLife, Inc.....	
0241..	MetLife.....	91626..	04-2708937..		1030011..		New England Life Insurance Company.....	MA.....	RE.....	Metropolitan Life Insurance Company.....	Ownership.....	...100.000	MetLife, Inc.....	
0241..	MetLife.....	00000..	22-2375428..				Transmountain Land & Livestock Company..	MT.....	NIA.....	Metropolitan Life Insurance Company.....	Ownership.....	...100.000	MetLife, Inc.....	
0241..	MetLife.....	00000..	34-1650967..				Hyatt Legal Plans, Inc.....	DE.....	NIA.....	Metropolitan Life Insurance Company.....	Ownership.....	...100.000	MetLife, Inc.....	
0241..	MetLife.....	00000..	34-1631590..				Hyatt Legal Plans of Florida, Inc.....	FL.....	NIA.....	Hyatt Legal Plans, Inc.....	Ownership.....	...100.000	MetLife, Inc.....	
0241..	MetLife.....	00000..	27-0226554..				MLIC Asset Holdings II LLC.....	DE.....	NIA.....	Metropolitan Life Insurance Company.....	Ownership.....	...100.000	MetLife, Inc.....	
0241..	MetLife.....	00000..	30-0756430..				El Conquistador MAH II LLC.....	DE.....	NIA.....	MLIC Asset Holdings II LLC.....	Ownership.....	...100.000	MetLife, Inc.....	
0241..	MetLife.....	00000..	80-0868980..				Mansell Office LLC.....	DE.....	NIA.....	MLIC Asset Holdings II LLC.....	Ownership.....	...73.028	MetLife, Inc.....	
0241..	MetLife.....	00000..	80-0868980..				Mansell Office LLC.....	DE.....	NIA.....	MLIC CB Holdings LLC.....	Ownership.....	...26.972	MetLife, Inc.....	
0241..	MetLife.....	00000..	80-0869135..				Mansell Retail LLC.....	DE.....	NIA.....	MLIC Asset Holdings II LLC.....	Ownership.....	...73.028	MetLife, Inc.....	
0241..	MetLife.....	00000..	80-0869135..				Mansell Retail LLC.....	DE.....	NIA.....	MLIC CB Holdings LLC.....	Ownership.....	...26.972	MetLife, Inc.....	
0241..	MetLife.....	00000..					MetLife RC SF Member, LLC.....	DE.....	NIA.....	Metropolitan Life Insurance Company.....	Ownership.....	...100.000	MetLife, Inc.....	
0241..	MetLife.....	00000..	20-3221642..				MetLife Mall Ventures Limited Partnership...	DE.....	NIA.....	Metropolitan Life Insurance Company.....	Ownership.....	...99.000	MetLife, Inc.....	
0241..	MetLife.....	00000..	20-3221642..				MetLife Mall Ventures Limited Partnership...	DE.....	NIA.....	Metropolitan Tower Realty Company, Inc.....	Ownership.....	...1.000	MetLife, Inc.....	
0241..	MetLife.....	00000..	20-8868348..				Ashton Judiciary Square, LLC.....	DE.....	NIA.....	Metropolitan Life Insurance Company.....	Ownership.....	...100.000	MetLife, Inc.....	
0241..	MetLife.....	00000..	20-8349277..				Sandpiper Cove Associates, LLC.....	DE.....	NIA.....	Metropolitan Life Insurance Company.....	Ownership.....	...90.590	MetLife, Inc.....	
0241..	MetLife.....	00000..	20-8349277..				Sandpiper Cove Associates, LLC.....	DE.....	NIA.....	Metropolitan Tower Realty Company, Inc.....	Ownership.....	...9.410	MetLife, Inc.....	
0241..	MetLife.....	00000..	20-3305615..				1900 McKinney Properties, LP.....	DE.....	NIA.....	Metropolitan Life Insurance Company.....	Ownership.....	...99.900	MetLife, Inc.....	
0241..	MetLife.....	00000..	20-3305615..				1900 McKinney Properties, LP.....	DE.....	NIA.....	Metropolitan Tower Realty Company, Inc.....	Ownership.....	...0.100	MetLife, Inc.....	
0241..	MetLife.....	00000..	13-4047186..				MetLife Tower Resources Group, Inc.....	DE.....	NIA.....	Metropolitan Life Insurance Company.....	Ownership.....	...100.000	MetLife, Inc.....	
0241..	MetLife.....	00000..	75-2085469..				Para-Met Plaza Associates.....	FL.....	NIA.....	Metropolitan Life Insurance Company.....	Ownership.....	...75.000	MetLife, Inc.....	
0241..	MetLife.....	00000..	75-2085469..				Para-Met Plaza Associates.....	FL.....	NIA.....	Metropolitan Tower Realty Company, Inc.....	Ownership.....	...25.000	MetLife, Inc.....	
0241..	MetLife.....	00000..					Housing Fund Manager, LLC.....	DE.....	NIA.....	Metropolitan Life Insurance Company.....	Ownership.....	...100.000	MetLife, Inc.....	
0241..	MetLife.....	00000..	26-0405155..				MTC Fund I, LLC.....	DE.....	NIA.....	Housing Fund Manager, LLC.....	Management.....		MetLife, Inc.....	
0241..	MetLife.....	00000..					MTC Fund II, LLC.....	DE.....	NIA.....	Housing Fund Manager, LLC.....	Management.....		MetLife, Inc.....	
0241..	MetLife.....	00000..	14-2013939..				MTC Fund III, LLC.....	DE.....	NIA.....	Housing Fund Manager, LLC.....	Management.....		MetLife, Inc.....	
0241..	MetLife.....	00000..	13-4078322..				334 Madison Euro Investments, Inc.....	DE.....	NIA.....	Metropolitan Life Insurance Company.....	Ownership.....	...100.000	MetLife, Inc.....	
0241..	MetLife.....	00000..			4254454..		St. James Fleet Investments Two Limited....	CYM.....	NIA.....	Metropolitan Life Insurance Company.....	Ownership.....	...100.000	MetLife, Inc.....	
0241..	MetLife.....	00000..			4254472..		Park Twenty Three Investments Company (UK)	GBR.....	NIA.....	St. James Fleet Investments Two Limited....	Ownership.....	...100.000	MetLife, Inc.....	

Q13.2

**SCHEDULE Y**

**PART 1A - DETAIL OF INSURANCE HOLDING COMPANY SYSTEM**

1	2	3	4	5	6	7	8	9	10	11	12	13	14	15
Group Code	Group Name	NAIC Company Code	ID Number	Federal RSSD	CIK	Name of Securities Exchange if Public Traded (U.S. or International)	Name of Parent, Subsidiaries or Affiliates	Domiciliary Location	Relationship to Reporting Entity	Directly Controlled by (Name of Entity/Person)	Type of Control (Ownership, Board, Management, Attorney-in-Fact, Influence, Other)	If Control is Ownership Provide Percentage	Ultimate Controlling Entity(ies)/Person(s)	*
0241	MetLife	00000		4254481			Convent Station Euro Investments Four Company (UK)	GBR	NIA	Park Twenty Three Investments Company	Ownership	100.000	MetLife, Inc.	
0241	MetLife	00000		4254520			OMI MLIC Investments Limited	CYM	NIA	Convent Station Euro Investments Four Company	Ownership	100.000	MetLife, Inc.	
0241	MetLife	63665	43-0285930		728240		General American Life Insurance Company	MO	IA	Metropolitan Life Insurance Company	Ownership	100.000	MetLife, Inc.	
0241	MetLife	00000	45-2420223				GALIC Holdings LLC	DE	NIA	General American Life Insurance Company	Ownership	100.000	MetLife, Inc.	
0241	MetLife	00000	46-3608641				ML Swan Mezz, LLC	DE	NIA	Metropolitan Life Insurance Company	Ownership	100.000	MetLife, Inc.	
0241	MetLife	00000	46-3589015				ML Swan GP, LLC	DE	NIA	ML Swan Mezz, LLC	Ownership	100.000	MetLife, Inc.	
0241	MetLife	00000	46-3616798				ML Dolphin Mezz, LLC	DE	NIA	Metropolitan Life Insurance Company	Ownership	100.000	MetLife, Inc.	
0241	MetLife	00000	46-3593573				ML Dolphin GP, LLC	DE	NIA	ML Dolphin Mezz, LLC	Ownership	100.000	MetLife, Inc.	
0241	MetLife	00000					Haskell East Village, LLC	DE	NIA	Metropolitan Life Insurance Company	Ownership	100.000	MetLife, Inc.	
0241	MetLife	00000	46-3426206				MetLife Cabo Hilton Member, LLC	DE	NIA	Metropolitan Life Insurance Company	Ownership	54.129	MetLife, Inc.	
0241	MetLife	00000	46-3426206				MetLife Cabo Hilton Member, LLC	DE	NIA	General American Life Insurance Company	Ownership	16.900	MetLife, Inc.	
0241	MetLife	00000	46-3426206				MetLife Cabo Hilton Member, LLC	DE	NIA	MetLife Insurance Company USA	Ownership	29.000	MetLife, Inc.	
0241	MetLife	00000	46-0803970				MetLife CC Member, LLC	DE	NIA	Metropolitan Life Insurance Company	Ownership	63.415	MetLife, Inc.	
0241	MetLife	00000	46-0803970				MetLife CC Member, LLC	DE	NIA	MetLife Insurance Company USA	Ownership	32.000	MetLife, Inc.	
0241	MetLife	00000	46-0803970				MetLife CC Member, LLC	DE	NIA	General American Life Insurance Company	Ownership	4.878	MetLife, Inc.	
0241	MetLife	00000	13-5581829				MetLife SP Holdings, LLC	DE	NIA	Metropolitan Life Insurance Company	Ownership	100.000	MetLife, Inc.	
0241	MetLife	00000	80-0821598				Oconee Hotel Company, LLC	DE	NIA	Metropolitan Life Insurance Company	Ownership	100.000	MetLife, Inc.	
0241	MetLife	00000	80-0823015				Oconee Land Company, LLC	DE	NIA	Metropolitan Life Insurance Company	Ownership	100.000	MetLife, Inc.	
0241	MetLife	00000	80-0823413				Oconee Land Development Company, LLC	DE	NIA	Oconee Land Company, LLC	Ownership	100.000	MetLife, Inc.	
0241	MetLife	00000	90-0853553				Oconee Golf Company, LLC	DE	NIA	Oconee Land Company, LLC	Ownership	100.000	MetLife, Inc.	
0241	MetLife	00000	37-1694299				Oconee Marina Company, LLC	DE	NIA	Oconee Land Company, LLC	Ownership	100.000	MetLife, Inc.	
0241	MetLife	00000					1201 TAB Manager, LLC	DE	NIA	Metropolitan Life Insurance Company	Ownership	100.000	MetLife, Inc.	
0241	MetLife	00000					MetLife 1201 TAB Member, LLC	DE	NIA	Metropolitan Life Insurance Company	Ownership	69.660	MetLife, Inc.	
0241	MetLife	00000					MetLife 1201 TAB Member, LLC	DE	NIA	MetLife Insurance Company USA	Ownership	27.000	MetLife, Inc.	
0241	MetLife	00000					MetLife 1201 TAB Member, LLC	DE	NIA	Metropolitan Property and Casualty Insurance Company	Ownership	3.100	MetLife, Inc.	
0241	MetLife	00000					MetLife LHH Member, LLC	DE	NIA	Metropolitan Life Insurance Company	Ownership	69.230	MetLife, Inc.	
0241	MetLife	00000					MetLife LHH Member, LLC	DE	NIA	MetLife Insurance Company USA	Ownership	19.780	MetLife, Inc.	
0241	MetLife	00000					MetLife LHH Member, LLC	DE	DS	New England Life Insurance Company	Ownership	10.990	MetLife, Inc.	
0241	MetLife	00000					Ashton Southend GP, LLC	DE	NIA	Metropolitan Life Insurance Company	Ownership	100.000	MetLife, Inc.	
0241	MetLife	00000	20-4417883				Tremont Partners, LP	DE	NIA	Metropolitan Life Insurance Company	Ownership	99.900	MetLife, Inc.	
0241	MetLife	00000	20-4417883				Tremont Partners, LP	DE	NIA	Ashton Southend GP, LLC	Ownership	0.100	MetLife, Inc.	
0241	MetLife	00000	20-1035937				Riverway Residential, LP	DE	NIA	Metropolitan Life Insurance Company	Ownership	99.900	MetLife, Inc.	
0241	MetLife	00000	20-1035937				Riverway Residential, LP	DE	NIA	Metropolitan Tower Realty Company, Inc.	Ownership	0.100	MetLife, Inc.	
0241	MetLife	00000	20-4628126				10420 McKinley Partners, LP	DE	NIA	Metropolitan Life Insurance Company	Ownership	99.900	MetLife, Inc.	

Q13.3

## SCHEDULE Y

### PART 1A - DETAIL OF INSURANCE HOLDING COMPANY SYSTEM

1	2	3	4	5	6	7	8	9	10	11	12	13	14	15
Group Code	Group Name	NAIC Company Code	ID Number	Federal RSSD	CIK	Name of Securities Exchange if Public Traded (U.S. or International)	Name of Parent, Subsidiaries or Affiliates	Domiciliary Location	Relationship to Reporting Entity	Directly Controlled by (Name of Entity/Person)	Type of Control (Ownership, Board, Management, Attorney-in-Fact, Influence, Other)	If Control is Ownership Provide Percentage	Ultimate Controlling Entity(ies)/Person(s)	*
0241	MetLife	00000	20-4628126				10420 McKinley Partners, LP	DE	NIA	Metropolitan Tower Realty Company, Inc.	Ownership	0.100	MetLife, Inc.	
0241	MetLife	00000	20-8355996				Ardrey Kell Townhomes, LLC	DE	NIA	Metropolitan Life Insurance Company	Ownership	100.000	MetLife, Inc.	
0241	MetLife	00000	26-1762232				Boulevard Residential, LLC	DE	NIA	Metropolitan Life Insurance Company	Ownership	100.000	MetLife, Inc.	
0241	MetLife	00000	26-0285750				465 N. Park Drive, LLC	DE	NIA	Metropolitan Life Insurance Company	Ownership	100.000	MetLife, Inc.	
0241	MetLife	00000	46-4158087				MetLife 555 12th Member, LLC	DE	NIA	Metropolitan Life Insurance Company	Ownership	69.400	MetLife, Inc.	
0241	MetLife	00000	46-4158087				MetLife 555 12th Member, LLC	DE	NIA	MetLife Insurance Company USA	Ownership	25.000	MetLife, Inc.	
0241	MetLife	00000	46-4158087				MetLife 555 12th Member, LLC	DE	NIA	General American Life Insurance Company	Ownership	5.400	MetLife, Inc.	
0241	MetLife	00000	47-2085444				ML-AI MetLife Member 2, LLC	DE	NIA	Metropolitan Life Insurance Company	Ownership	82.000	MetLife, Inc.	
0241	MetLife	00000	47-2085444				ML-AI MetLife Member 2, LLC	DE	NIA	MetLife Insurance Company USA	Ownership	18.000	MetLife, Inc.	
0241	MetLife	00000	81-0770888				MetLife Treat Towers Member, LLC	DE	NIA	Metropolitan Life Insurance Company	Ownership	100.000	MetLife, Inc.	
0241	MetLife	00000	46-4133357				ML Bridgeside Apartments, LLC	DE	NIA	Metropolitan Life Insurance Company	Ownership	100.000	MetLife, Inc.	
0241	MetLife	00000					MetLife Camino Ramon Member, LLC	DE	NIA	Metropolitan Life Insurance Company	Ownership	78.400	MetLife, Inc.	
0241	MetLife	00000					MetLife Camino Ramon Member, LLC	DE	NIA	MetLife Insurance Company USA	Ownership	21.600	MetLife, Inc.	
0241	MetLife	00000	46-4255167				ML Terraces, LLC	DE	NIA	Metropolitan Life Insurance Company	Ownership	100.000	MetLife, Inc.	
0241	MetLife	00000					MetLife CB W/A, LLC	DE	NIA	Metropolitan Life Insurance Company	Ownership	100.000	MetLife, Inc.	
0241	MetLife	00000	47-1970965				ML New River Village III, LLC	DE	NIA	Metropolitan Life Insurance Company	Ownership	100.000	MetLife, Inc.	
0241	MetLife	00000					MetLife 1007 Stewart, LLC	DE	NIA	Metropolitan Life Insurance Company	Ownership	100.000	MetLife, Inc.	
0241	MetLife	00000					Chestnut Flats Wind, LLC	DE	NIA	Metropolitan Life Insurance Company	Ownership	100.000	MetLife, Inc.	
0241	MetLife	00000					MetLife 425 MKT Member, LLC	DE	NIA	Metropolitan Life Insurance Company	Ownership	100.000	MetLife, Inc.	
0241	MetLife	00000	46-4229772				MetLife THR Investor, LLC	DE	NIA	Metropolitan Life Insurance Company	Ownership	85.000	MetLife, Inc.	
0241	MetLife	00000	46-4229772				MetLife THR Investor, LLC	DE	NIA	MetLife Insurance Company USA	Ownership	15.000	MetLife, Inc.	
0241	MetLife	00000					MetLife OFC Member, LLC	DE	NIA	Metropolitan Life Insurance Company	Ownership	100.000	MetLife, Inc.	
0241	MetLife	00000	47-1256270				MetLife OBS Member, LLC	DE	NIA	Metropolitan Life Insurance Company	Ownership	100.000	MetLife, Inc.	
0241	MetLife	00000					MetLife FM Hotel Member, LLC	DE	NIA	Metropolitan Life Insurance Company	Ownership	100.000	MetLife, Inc.	
0241	MetLife	00000					LHCW Holdings (U.S.) LLC	DE	NIA	MetLife FM Hotel Member, LLC	Ownership	100.000	MetLife, Inc.	
0241	MetLife	00000					LHC Holdings (U.S.) LLC	DE	NIA	LHCW Holdings (U.S.) LLC	Ownership	100.000	MetLife, Inc.	
0241	MetLife	00000					LHCW Hotel Holding (U.S.) LLC	DE	NIA	LHC Holdings (U.S.) LLC	Ownership	100.000	MetLife, Inc.	
0241	MetLife	00000					LHCW Hotel Holding (2002) LLC	DE	NIA	LHCW Hotel Holding (U.S.) LLC	Ownership	100.000	MetLife, Inc.	
0241	MetLife	00000					LHCW Hotel Operating Company (2002) LLC	DE	NIA	LHCW Hotel Holding (U.S.) LLC	Ownership	100.000	MetLife, Inc.	
0241	MetLife	00000	46-4584166				ML Southmore, LLC	DE	NIA	Metropolitan Life Insurance Company	Ownership	75.120	MetLife, Inc.	
0241	MetLife	00000	46-4584166				ML Southmore, LLC	DE	NIA	MetLife Insurance Company USA	Ownership	24.880	MetLife, Inc.	
0241	MetLife	00000					MetLife HCMJV 1 GP, LLC	DE	NIA	Metropolitan Life Insurance Company	Ownership	100.000	MetLife, Inc.	
0241	MetLife	00000					ML-AI MetLife Member 1, LLC	DE	NIA	Metropolitan Life Insurance Company	Ownership	83.675	MetLife, Inc.	
0241	MetLife	00000					ML-AI MetLife Member 1, LLC	DE	NIA	MetLife Insurance Company USA	Ownership	12.000	MetLife, Inc.	
0241	MetLife	00000					ML-AI MetLife Member 1, LLC	DE	NIA	Metropolitan Property and Casualty Insurance Company	Ownership	4.801	MetLife, Inc.	

Q13.4

## SCHEDULE Y

### PART 1A - DETAIL OF INSURANCE HOLDING COMPANY SYSTEM

1	2	3	4	5	6	7	8	9	10	11	12	13	14	15
Group Code	Group Name	NAIC Company Code	ID Number	Federal RSSD	CIK	Name of Securities Exchange if Public Traded (U.S. or International)	Name of Parent, Subsidiaries or Affiliates	Domiciliary Location	Relationship to Reporting Entity	Directly Controlled by (Name of Entity/Person)	Type of Control (Ownership, Board, Management, Attorney-in-Fact, Influence, Other)	If Control is Ownership Provide Percentage	Ultimate Controlling Entity(ies)/Person(s)	*
0241..	MetLife.....	00000.....	13-3759652..	3166279.....			MetLife International Holdings, LLC.....	DE.....	NIA.....	MetLife Global Holding Company II GmbH (Swiss II)	Ownership.....	...100.000	MetLife, Inc.....	
0241..	MetLife.....	00000.....	13-3953333..	3166372.....			Natiloportem Holdings, LLC.....	DE.....	NIA.....	MetLife International Holdings, LLC.....	Ownership.....	...100.000	MetLife, Inc.....	
0241..	MetLife.....	00000.....		3166402.....			Excelencia Operativa y Tecnologica, S.A. de C.V. (Mexico)	MEX.....	NIA.....	Natiloportem Holdings, LLC.....	Ownership.....	...100.000	MetLife, Inc.....	
0241..	MetLife.....	00000.....		3373705.....			MLA Comercial, S.A. de C.V. (Mexico).....	MEX.....	NIA.....	Excelencia Operativa y Tecnologica, S.A. de C.V.	Ownership.....	...100.000	MetLife, Inc.....	
0241..	MetLife.....	00000.....		3373714.....			MLA Servicios S.A. de C.V. (Mexico).....	MEX.....	NIA.....	Excelencia Operativa y Tecnologica, S.A. de C.V.	Ownership.....	...100.000	MetLife, Inc.....	
0241..	MetLife.....	00000.....		4240907.....			MM Global Operations Support Center, S.A. de C.V.	MEX.....	NIA.....	MetLife Global Holding Company II GmbH (Swiss II)	Ownership.....	...100.000	MetLife, Inc.....	
0241..	MetLife.....	00000.....		4240907.....			MM Global Operations Support Center, S.A. de C.V.	MEX.....	NIA.....	MetLife Global Holding Company I GmbH (Swiss II)	Ownership.....	.....	MetLife, Inc.....	
0241..	MetLife.....	00000.....		4254995.....			Fundacion MetLife Mexico, A.C.....	MEX.....	NIA.....	MM Global Operations Support Center, S.A. de C.V., S.A. de C.V.	Ownership.....	...100.000	MetLife, Inc.....	
0241..	MetLife.....	00000.....		3166318.....			Metropolitan Life Seguros e Previdencia Privada S.A. (Brazil)	BRA.....	IA.....	MetLife International Holdings, LLC.....	Ownership.....	....66.662	MetLife, Inc.....	
0241..	MetLife.....	00000.....		3166318.....			Metropolitan Life Seguros e Previdencia Privada S.A. (Brazil)	BRA.....	IA.....	MetLife Worldwide Holdings, LLC.....	Ownership.....	....33.337	MetLife, Inc.....	
0241..	MetLife.....	00000.....		3166318.....			Metropolitan Life Seguros e Previdencia Privada S.A. (Brazil)	BRA.....	IA.....	Natiloportem Holdings, LLC.....	Ownership.....	.....0.001	MetLife, Inc.....	
0241..	MetLife.....	00000.....		4191616.....			MetLife Ireland Holdings One Limited.....	IRL.....	NIA.....	MetLife International Holdings, LLC.....	Ownership.....	...100.000	MetLife, Inc.....	
0241..	MetLife.....	00000.....		4189846.....			MetLife Global Holdings Corporation S.A. de C.V. (Mexico)	MEX.....	NIA.....	MetLife Ireland Holdings One Limited.....	Ownership.....	....98.900	MetLife, Inc.....	
0241..	MetLife.....	00000.....		4189846.....			MetLife Global Holdings Corporation S.A. de C.V. (Mexico)	MEX.....	NIA.....	MetLife International Limited, LLC.....	Ownership.....	....1.100	MetLife, Inc.....	
0241..	MetLife.....	00000.....	13-3047691..				Metropolitan Global Management, LLC.....	IRL.....	NIA.....	MetLife Global Holdings Corporation S.A. de C.V.	Ownership.....	....99.700	MetLife, Inc.....	
0241..	MetLife.....	00000.....	13-3047691..				Metropolitan Global Management, LLC.....	IRL.....	NIA.....	MetLife International Holdings, LLC.....	Ownership.....	....0.300	MetLife, Inc.....	
0241..	MetLife.....	00000.....	AA-2730030	3165740.....			MetLife Mexico S.A.....	MEX.....	IA.....	Metropolitan Global Management, LLC.....	Ownership.....	....99.050	MetLife, Inc.....	
0241..	MetLife.....	00000.....	AA-2730030	3165740.....			MetLife Mexico S.A.....	MEX.....	IA.....	MetLife International Holdings, LLC.....	Ownership.....	....0.950	MetLife, Inc.....	
0241..	MetLife.....	00000.....		4255291.....			MetLife Afore, S.A. de C.V. (Mexico).....	MEX.....	IA.....	MetLife Mexico S.A.....	Ownership.....	....99.990	MetLife, Inc.....	
0241..	MetLife.....	00000.....		4255291.....			MetLife Afore, S.A. de C.V. (Mexico).....	MEX.....	IA.....	MetLife Pensiones S.A.....	Ownership.....	....0.010	MetLife, Inc.....	
0241..	MetLife.....	00000.....		4241061.....			ML Capacitacion Comercial S.A. de C.V. (Mexico)	MEX.....	NIA.....	MetLife Mexico S.A.....	Ownership.....	...100.000	MetLife, Inc.....	
0241..	MetLife.....	00000.....		4255303.....			MetA SIEFORE Adicional, S.A. de C.V. (Mexico)	MEX.....	NIA.....	MetLife Afore, S.A. de C.V.....	Ownership.....	....99.990	MetLife, Inc.....	

Q13.5

**SCHEDULE Y**

**PART 1A - DETAIL OF INSURANCE HOLDING COMPANY SYSTEM**

1	2	3	4	5	6	7	8	9	10	11	12	13	14	15
Group Code	Group Name	NAIC Company Code	ID Number	Federal RSSD	CIK	Name of Securities Exchange if Public Traded (U.S. or International)	Name of Parent, Subsidiaries or Affiliates	Domiciliary Location	Relationship to Reporting Entity	Directly Controlled by (Name of Entity/Person)	Type of Control (Ownership, Board, Management, Attorney-in-Fact, Influence, Other)	If Control is Ownership Provide Percentage	Ultimate Controlling Entity(ies)/Person(s)	*
0241..	MetLife.....	00000.....		4255303.....			MetA SIEFORE Adicional, S.A. de C.V. (Mexico)	MEX.....	NIA.....	MetLife Mexico S.A.....	Ownership.....	0.010	MetLife, Inc.....	
0241..	MetLife.....	00000.....		4255415.....			Met1 SIEFORE, S.A. de C.V. (Mexico).....	MEX.....	NIA.....	MetLife Afore, S.A. de C.V.....	Ownership.....	99.990	MetLife, Inc.....	
0241..	MetLife.....	00000.....		4255415.....			Met1 SIEFORE, S.A. de C.V. (Mexico).....	MEX.....	NIA.....	MetLife Mexico S.A.....	Ownership.....	0.010	MetLife, Inc.....	
0241..	MetLife.....	00000.....		4255844.....			Met2 SIEFORE, S.A. de C.V. (Mexico).....	MEX.....	NIA.....	MetLife Afore, S.A. de C.V.....	Ownership.....	99.990	MetLife, Inc.....	
0241..	MetLife.....	00000.....		4255844.....			Met2 SIEFORE, S.A. de C.V. (Mexico).....	MEX.....	NIA.....	MetLife Mexico S.A.....	Ownership.....	0.010	MetLife, Inc.....	
0241..	MetLife.....	00000.....		4255394.....			Met3 SIEFORE Basica, S.A. de C.V. (Mexico)	MEX.....	NIA.....	MetLife Afore, S.A. de C.V.....	Ownership.....	99.990	MetLife, Inc.....	
0241..	MetLife.....	00000.....		4255394.....			Met3 SIEFORE Basica, S.A. de C.V. (Mexico)	MEX.....	NIA.....	MetLife Mexico S.A.....	Ownership.....	0.010	MetLife, Inc.....	
0241..	MetLife.....	00000.....		4255385.....			Met4 SIEFORE, S.A. de C.V. (Mexico).....	MEX.....	NIA.....	MetLife Afore, S.A. de C.V.....	Ownership.....	99.990	MetLife, Inc.....	
0241..	MetLife.....	00000.....		4255385.....			Met4 SIEFORE, S.A. de C.V. (Mexico).....	MEX.....	NIA.....	MetLife Mexico S.A.....	Ownership.....	0.010	MetLife, Inc.....	
0241..	MetLife.....	00000.....		4255376.....			Met0 SIEFORE Adicional, S.A. de C.V. (Mexico)	MEX.....	NIA.....	MetLife Afore, S.A. de C.V.....	Ownership.....	99.990	MetLife, Inc.....	
0241..	MetLife.....	00000.....		4255376.....			Met0 SIEFORE Adicional, S.A. de C.V. (Mexico)	MEX.....	NIA.....	MetLife Mexico S.A.....	Ownership.....	0.010	MetLife, Inc.....	
0241..	MetLife.....	00000.....		3165795.....			MetLife Pensiones Mexico S.A.....	MEX.....	IA.....	MetLife Global Management, LLC.....	Ownership.....	97.513	MetLife, Inc.....	
0241..	MetLife.....	00000.....		3165795.....			MetLife Pensiones Mexico S.A.....	MEX.....	IA.....	MetLife International Holdings, LLC.....	Ownership.....	2.488	MetLife, Inc.....	
0241..	MetLife.....	00000.....		3267390.....			MetLife Mexico Servicios S.A. de C.V.....	MEX.....	NIA.....	MetLife Global Management, LLC.....	Ownership.....	98.000	MetLife, Inc.....	
0241..	MetLife.....	00000.....		3267390.....			MetLife Mexico Servicios S.A. de C.V.....	MEX.....	NIA.....	MetLife International Holdings, LLC.....	Ownership.....	0.020	MetLife, Inc.....	
0241..	MetLife.....	00000.....	AA-5420018.	3166288.....			MetLife Insurance Company of Korea Limited	KOR.....	IA.....	MetLife Mexico S.A.....	Ownership.....	14.640	MetLife, Inc.....	
0241..	MetLife.....	00000.....	AA-5420018.	3166288.....			MetLife Insurance Company of Korea Limited	KOR.....	IA.....	Metropolitan Global Management , LLC.....	Ownership.....	85.360	MetLife, Inc.....	
0241..	MetLife.....	00000.....		4200880.....			MetLife Ireland Treasury Limited.....	IRL.....	NIA.....	MetLife Global Holdings Corporation S.A. de C.V.	Ownership.....	100.000	MetLife, Inc.....	
0241..	MetLife.....	00000.....	AA-1930041.	1173714.....			MetLife Insurance Limited (Australia).....	AUS.....	IA.....	MetLife Ireland Treasury Limited.....	Ownership.....	91.165	MetLife, Inc.....	
0241..	MetLife.....	00000.....	AA-1930041.	1173714.....			MetLife Insurance Limited (Australia).....	AUS.....	IA.....	MetLife Global Holdings Corporation S.A. de C.V.	Ownership.....	8.835	MetLife, Inc.....	
0241..	MetLife.....	00000.....					The Direct Call Center PTY Limited (Australia)	AUS.....	NIA.....	MetLife Insurance Limited (Australia).....	Ownership.....	100.000	MetLife, Inc.....	
0241..	MetLife.....	00000.....		4239358.....			MetLife Investments PTY Limited (Australia)	AUS.....	NIA.....	MetLife Insurance Limited (Australia).....	Ownership.....	100.000	MetLife, Inc.....	
0241..	MetLife.....	00000.....		4239367.....			MetLife Insurance and Investment Trust (Australia)	AUS.....	NIA.....	MetLife Investments PTY Limited.....	Ownership.....	100.000	MetLife, Inc.....	
0241..	MetLife.....	00000.....		1173732.....			(Australia)	AUS.....	IA.....	MetLife Ireland Treasury Limited.....	Ownership.....	100.000	MetLife, Inc.....	
0241..	MetLife.....	00000.....					MetLife International Limited, LLC (DE).....	DE.....	NIA.....	MetLife International Holdings, LLC.....	Ownership.....	100.000	MetLife, Inc.....	

Q13.6

**SCHEDULE Y**

**PART 1A - DETAIL OF INSURANCE HOLDING COMPANY SYSTEM**

1	2	3	4	5	6	7	8	9	10	11	12	13	14	15
Group Code	Group Name	NAIC Company Code	ID Number	Federal RSSD	CIK	Name of Securities Exchange if Public Traded (U.S. or International)	Name of Parent, Subsidiaries or Affiliates	Domiciliary Location	Relationship to Reporting Entity	Directly Controlled by (Name of Entity/Person)	Type of Control (Ownership, Board, Management, Attorney-in-Fact, Influence, Other)	If Control is Ownership Provide Percentage	Ultimate Controlling Entity(ies)/Person(s)	*
0241	MetLife	00000					AmMetLife Insurance Berhad	MYS	IA	MetLife International Holdings, LLC	Ownership	50.000	MetLife, Inc.	
0241	MetLife	00000					MAXIS GBN S.A.S.	FRA	NIA	MetLife International Holdings, LLC	Ownership	50.000	MetLife, Inc.	
0241	MetLife	00000	AA-5480033				AmMetLife Takaful Berhad	MYS	IA	MetLife International Holdings, LLC	Ownership	50.000	MetLife, Inc.	
0241	MetLife	00000					MetLife Asia Limited (Hong Kong)	HKG	NIA	MetLife International Holdings, LLC	Ownership	100.000	MetLife, Inc.	
0241	MetLife	00000		3166309			Metropolitan Life Insurance Company of Hong Kong Limited	HKG	IA	MetLife International Holdings, LLC	Ownership	99.999	MetLife, Inc.	
0241	MetLife	00000		3166309			Metropolitan Life Insurance Company of Hong Kong Limited	HKG	IA	Natiloportem Holdings, LLC	Ownership	0.001	MetLife, Inc.	
0241	MetLife	00000		4195913			MetLife Planos Odontologicos Ltda. (Brazil)	BRA	IA	MetLife International Holdings, LLC	Ownership	99.999	MetLife, Inc.	
0241	MetLife	00000		4195913			MetLife Planos Odontologicos Ltda. (Brazil)	BRA	IA	Natiloportem Holdings, LLC	Ownership	0.001	MetLife, Inc.	
0241	MetLife	00000	20-5894439	3373639			MetLife Global, Inc	DE	NIA	MetLife, Inc	Ownership	100.000	MetLife, Inc.	
0241	MetLife	00000		4189837			Inversiones MetLife Holdco Dos Limitada (Chile)	CHL	NIA	MetLife International Holdings, LLC	Ownership	0.001	MetLife, Inc.	
0241	MetLife	00000		4189837			Inversiones MetLife Holdco Dos Limitada (Chile)	CHL	NIA	Natiloportem Holdings, LLC	Ownership		MetLife, Inc.	
0241	MetLife	00000		4189837			Inversiones MetLife Holdco Dos Limitada (Chile)	CHL	NIA	MetLife, Inc	Ownership	99.999	MetLife, Inc.	
0241	MetLife	00000	AA-2130012	1641857			MetLife Seguros S.A. (Argentina)	ARG	IA	MetLife International Holdings, LLC	Ownership	95.524	MetLife, Inc.	
0241	MetLife	00000	AA-2130012	1641857			MetLife Seguros S.A. (Argentina)	ARG	IA	Natiloportem Holdings, LLC	Ownership	2.675	MetLife, Inc.	
0241	MetLife	00000	AA-2130012	4251145			MetLife Seguros S.A. (Argentina)	ARG	IA	International Technical and Advisory Services Limited (USA-Delaware)	Ownership	1.801	MetLife, Inc.	
0241	MetLife	00000		2327738			Compania Inversora MetLife S.A. (Argentina)	ARG	NIA	MetLife International Holdings, LLC	Ownership	95.460	MetLife, Inc.	
0241	MetLife	00000		2327738			Compania Inversora MetLife S.A. (Argentina)	ARG	NIA	Natiloportem Holdings, LLC	Ownership	4.540	MetLife, Inc.	
0241	MetLife	00000		4247296			MetLife Servicios S.A. (Argentina)	ARG	NIA	Compania Inversora MetLife S.A.	Ownership	18.870	MetLife, Inc.	
0241	MetLife	00000		4247296			MetLife Servicios S.A. (Argentina)	ARG	NIA	MetLife Seguros S.A.	Ownership	79.880	MetLife, Inc.	
0241	MetLife	00000		4247296			MetLife Servicios S.A. (Argentina)	ARG	NIA	Natiloportem Holdings, LLC	Ownership	0.990	MetLife, Inc.	
0241	MetLife	00000		4247296			MetLife Servicios S.A. (Argentina)	ARG	NIA	MetLife Seguros de Retiro S.A.	Ownership	0.260	MetLife, Inc.	
0241	MetLife	00000	06-1597037	2985727			MetLife Worldwide Holdings, LLC	DE	NIA	MetLife International Holdings, LLC	Ownership	100.000	MetLife, Inc.	
0241	MetLife	00000	AA-5324104	3144558			MetLife Limited (Hong Kong)	HKG	IA	MetLife Worldwide Holdings, LLC	Ownership	100.000	MetLife, Inc.	
0241	MetLife	00000					BIDV MetLife Life Insurance Limited Liability Company	VNM	IA	MetLife Limited (Hong Kong)	Ownership	60.000	MetLife, Inc.	
0241	MetLife	00000		2704610			Best Market S.A. (Argentina)	ARG	NIA	MetLife International Holdings, LLC	Ownership	95.000	MetLife, Inc.	
0241	MetLife	00000		2704610			Best Market S.A. (Argentina)	ARG	NIA	Natiloportem Holdings, LLC	Ownership	5.000	MetLife, Inc.	
0241	MetLife	00000	AA-5344102	3166411			PNB MetLife India Insurance Company Limited	IND	IA	MetLife International Holdings, LLC	Ownership	26.000	MetLife, Inc.	

Q13.7

**SCHEDULE Y**

**PART 1A - DETAIL OF INSURANCE HOLDING COMPANY SYSTEM**

1	2	3	4	5	6	7	8	9	10	11	12	13	14	15
Group Code	Group Name	NAIC Company Code	ID Number	Federal RSSD	CIK	Name of Securities Exchange if Public Traded (U.S. or International)	Name of Parent, Subsidiaries or Affiliates	Domiciliary Location	Relationship to Reporting Entity	Directly Controlled by (Name of Entity/Person)	Type of Control (Ownership, Board, Management, Attorney-in-Fact, Influence, Other)	If Control is Ownership Provide Percentage	Ultimate Controlling Entity(ies)/Person(s)	*
0241	MetLife.....	00000.....	AA-2130046..	1388303.....			MetLife Seguros de Retiro S.A. (Argentina)....	ARG.....	IA.....	MetLife International Holdings, LLC.....	Ownership.....	.....96.890	MetLife, Inc.....	
0241	MetLife.....	00000.....	AA-2130046..	1388303.....			MetLife Seguros de Retiro S.A. (Argentina)....	ARG.....	IA.....	Natiloportem Holdings, LLC.....	Ownership.....	.....3.110	MetLife, Inc.....	
0241	MetLife.....	00000.....	AA-2130046..	4321758.....			MetLife Seguros de Retiro S.A. (Argentina)....	ARG.....	IA.....	International Technical and Advisory Services Limited (USA-Delaware)	Ownership.....		MetLife, Inc.....	
0241	MetLife.....	00000.....		3373648.....			MetLife Administradora de Fundos Multipatrocinaos Ltda. (Brazil)	BRA.....	NIA.....	MetLife International Holdings, LLC.....	Ownership.....	.....100.000	MetLife, Inc.....	
0241	MetLife.....	00000.....		3373648.....			MetLife Administradora de Fundos Multipatrocinaos Ltda. (Brazil)	BRA.....	NIA.....	Natiloportem Holdings, LLC.....	Ownership.....		MetLife, Inc.....	
0241	MetLife.....	26298.....	13-2725441..	3219728.....			Metropolitan Property and Casualty Insurance Company	RI.....	IA.....	MetLife, Inc.....	Ownership.....	.....100.000	MetLife, Inc.....	
0241	MetLife.....	39950.....	22-2342710..				Metropolitan General Insurance Company.....	RI.....	IA.....	Metropolitan Property and Casualty Insurance Company	Ownership.....	.....100.000	MetLife, Inc.....	
0241	MetLife.....	40169.....	05-0393243..				Metropolitan Casualty Insurance Company....	RI.....	IA.....	Metropolitan Property and Casualty Insurance Company	Ownership.....	.....100.000	MetLife, Inc.....	
0241	MetLife.....	25321.....	23-1903575..				Metropolitan Direct Property and Casualty Insurance Company	RI.....	IA.....	Metropolitan Property and Casualty Insurance Company	Ownership.....	.....100.000	MetLife, Inc.....	
0241	MetLife.....	22926.....	36-1022580..				Economy Fire & Casualty Company.....	IL.....	IA.....	Metropolitan Property and Casualty Insurance Company	Ownership.....	.....100.000	MetLife, Inc.....	
0241	MetLife.....	38067.....	36-3027848..				Economy Preferred Insurance Company.....	IL.....	IA.....	Economy Fire & Casualty Company.....	Ownership.....	.....100.000	MetLife, Inc.....	
0241	MetLife.....	40649.....	36-3105737..				Economy Premier Assurance Company.....	IL.....	IA.....	Economy Fire & Casualty Company.....	Ownership.....	.....100.000	MetLife, Inc.....	
0241	MetLife.....	00000.....	95-3003951..				MetLife Auto & Home Insurance Agency, Inc..	RI.....	IA.....	Metropolitan Property and Casualty Insurance Company	Ownership.....	.....100.000	MetLife, Inc.....	
0241	MetLife.....	34339.....	13-2915260..				Metropolitan Group Property and Casualty Insurance Company	RI.....	IA.....	Metropolitan Property and Casualty Insurance Company	Ownership.....	.....100.000	MetLife, Inc.....	
0241	MetLife.....	00000.....	05-0476998..				Metropolitan Lloyds, Inc.....	TX.....	NIA.....	Metropolitan Property and Casualty Insurance Company	Ownership.....	.....100.000	MetLife, Inc.....	
0241	MetLife.....	13938.....	75-2483187..				Metropolitan Lloyds Insurance Company of Texas	TX.....	IA.....	Metropolitan Lloyds, Inc.....	Attorney-in-fact.....		MetLife, Inc.....	
0241	MetLife.....	87726.....	06-0566090..	1546103.....	733076.....		MetLife Insurance Company USA.....	DE.....	IA.....	MetLife, Inc.....	Ownership.....	.....100.000	MetLife, Inc.....	
0241	MetLife.....	00000.....					Greenwich Street Investments, LLC.....	DE.....	NIA.....	MetLife Insurance Company USA.....	Ownership.....	.....100.000	MetLife, Inc.....	
0241	MetLife.....	00000.....					Greenwich Street Investments, L.P.....	DE.....	NIA.....	Greenwich Street Investments, LLC.....	Ownership.....	.....100.000	MetLife, Inc.....	
0241	MetLife.....	00000.....	47-4161401..				ML 1065 Hotel, LLC.....	DE.....	NIA.....	MetLife Insurance Company USA.....	Ownership.....	.....100.000	MetLife, Inc.....	
0241	MetLife.....	00000.....					MetLife Renewables Holding, LLC.....	DE.....	NIA.....	MetLife Insurance Company USA.....	Ownership.....	.....100.000	MetLife, Inc.....	
0241	MetLife.....	00000.....					Greater Sandhill I, LLC.....	DE.....	NIA.....	MetLife Renewables Holding, LLC.....	Ownership.....	.....100.000	MetLife, Inc.....	
0241	MetLife.....	00000.....	01-0893117..				Metropolitan Connecticut Properties Ventures, LLC	DE.....	NIA.....	MetLife Insurance Company USA.....	Ownership.....	.....100.000	MetLife, Inc.....	
0241	MetLife.....	00000.....	06-1576470..				One Financial Place Corporation.....	DE.....	NIA.....	MetLife Insurance Company USA.....	Ownership.....	.....100.000	MetLife, Inc.....	

Q13.8

**SCHEDULE Y**

**PART 1A - DETAIL OF INSURANCE HOLDING COMPANY SYSTEM**

1	2	3	4	5	6	7	8	9	10	11	12	13	14	15
Group Code	Group Name	NAIC Company Code	ID Number	Federal RSSD	CIK	Name of Securities Exchange if Public Traded (U.S. or International)	Name of Parent, Subsidiaries or Affiliates	Domiciliary Location	Relationship to Reporting Entity	Directly Controlled by (Name of Entity/Person)	Type of Control (Ownership, Board, Management, Attorney-in-Fact, Influence, Other)	If Control is Ownership Provide Percentage	Ultimate Controlling Entity(ies)/Person(s)	*
0241	MetLife	00000					Sino-US United MetLife Insurance Co. Ltd.	CHN	IA	MetLife Insurance Company USA	Ownership	27.800	MetLife, Inc.	
0241	MetLife	00000					Sino-US United MetLife Insurance Co. Ltd.	CHN	IA	Metropolitan Life Insurance Company	Ownership	22.200	MetLife, Inc.	
0241	MetLife	00000					MetLife Greenstone Southeast Ventures, LLC	DE	NIA	MetLife Insurance Company USA	Ownership	95.000	MetLife, Inc.	
0241	MetLife	00000					MetLife Greenstone Southeast Ventures, LLC	DE	NIA	Metropolitan Connecticut Properties Ventures, LLC	Ownership	5.000	MetLife, Inc.	
0241	MetLife	00000					MLGP Lakeside, LLC	DE	NIA	MetLife Greenstone Southeast Ventures, LLC	Ownership	100.000	MetLife, Inc.	
0241	MetLife	00000					Euro TI Investments LLC	DE	NIA	MetLife Insurance Company USA	Ownership	100.000	MetLife, Inc.	
0241	MetLife	00000	46-3156033		0000937869		MetLife USA Assignment Company	CT	NIA	MetLife Insurance Company USA	Ownership	100.000	MetLife, Inc.	
0241	MetLife	00000	26-0224429				Daniel/MetLife Midtown Limited Liability Company	DE	NIA	MetLife Insurance Company USA	Ownership	100.000	MetLife, Inc.	
0241	MetLife	00000	26-0301826				1075 Peachtree, LLC	DE	NIA	Daniel/MetLife Midtown Limited Liability Company	Ownership	100.000	MetLife, Inc.	
0241	MetLife	00000	27-0227067				TLA Holdings II LLC	DE	NIA	MetLife Insurance Company USA	Ownership	100.000	MetLife, Inc.	
0241	MetLife	00000	27-1320082				TLA Holdings III LLC	DE	NIA	MetLife Insurance Company USA	Ownership	100.000	MetLife, Inc.	
0241	MetLife	00000					TIC European Real Estate LP, LLC	DE	NIA	MetLife Insurance Company USA	Ownership	100.000	MetLife, Inc.	
0241	MetLife	00000	20-4607161				MetLife European Holdings, LLC	DE	NIA	MetLife Insurance Company USA	Ownership	100.000	MetLife, Inc.	
0241	MetLife	00000	74-3261395				TLA Holdings LLC	DE	NIA	MetLife Insurance Company USA	Ownership	100.000	MetLife, Inc.	
0241	MetLife	00000	51-0099394				The Prospect Company	DE	NIA	TLA Holdings LLC	Ownership	100.000	MetLife, Inc.	
0241	MetLife	00000					TRAL & Co.	CT	NIA	MetLife Insurance Company USA	Partnership		MetLife, Inc.	
0241	MetLife	00000					Euro TL Investments LLC	DE	NIA	MetLife Insurance Company USA	Ownership	100.000	MetLife, Inc.	
0241	MetLife	00000					Corrigan TLP LLC	DE	NIA	MetLife Insurance Company USA	Ownership	100.000	MetLife, Inc.	
0241	MetLife	00000	13-4153151				MetLife Canadian Property Ventures LLC	NY	NIA	MetLife Insurance Company USA	Ownership	100.000	MetLife, Inc.	
0241	MetLife	00000					MetLife Property Ventures Canada ULC	CAN	NIA	MetLife Insurance Company USA	Ownership	100.000	MetLife, Inc.	
0241	MetLife	97136	13-3114906	3219773			Metropolitan Tower Life Insurance Company	DE	IA	MetLife, Inc.	Ownership	100.000	MetLife, Inc.	
0241	MetLife	00000					EntreCap Real Estate II, LLC	DE	NIA	Metropolitan Tower Life Insurance Company	Ownership	100.000	MetLife, Inc.	
0241	MetLife	00000					PREFCO Dix-Huit LLC	CT	NIA	EntreCap Real Estate II, LLC	Ownership	100.000	MetLife, Inc.	
0241	MetLife	00000					PREFCO X Holdings LLC	CT	NIA	EntreCap Real Estate II, LLC	Ownership	100.000	MetLife, Inc.	
0241	MetLife	00000					PREFCO Ten Limited Partnership	CT	NIA	EntreCap Real Estate II, LLC	Ownership	99.900	MetLife, Inc.	
0241	MetLife	00000					PREFCO Ten Limited Partnership	CT	NIA	PREFCO X Holdings LLC	Ownership	0.100	MetLife, Inc.	
0241	MetLife	00000					PREFCO Vingt LLC	CT	NIA	EntreCap Real Estate II, LLC	Ownership	100.000	MetLife, Inc.	
0241	MetLife	00000					PREFCO Twenty Limited Partnership	CT	NIA	EntreCap Real Estate II, LLC	Ownership	99.000	MetLife, Inc.	
0241	MetLife	00000					PREFCO Twenty Limited Partnership	CT	NIA	PREFCO Vingt LLC	Ownership	1.000	MetLife, Inc.	
0241	MetLife	00000					Plaza Drive Properties, LLC	DE	NIA	Metropolitan Tower Life Insurance Company	Ownership	100.000	MetLife, Inc.	
0241	MetLife	00000					MTL Leasing, LLC	DE	NIA	Metropolitan Tower Life Insurance Company	Ownership	100.000	MetLife, Inc.	
0241	MetLife	00000					PREFCO IX Realty LLC	CT	NIA	MTL Leasing, LLC	Ownership	100.000	MetLife, Inc.	

Q13.9



**SCHEDULE Y**

**PART 1A - DETAIL OF INSURANCE HOLDING COMPANY SYSTEM**

1	2	3	4	5	6	7	8	9	10	11	12	13	14	15
Group Code	Group Name	NAIC Company Code	ID Number	Federal RSSD	CIK	Name of Securities Exchange if Public Traded (U.S. or International)	Name of Parent, Subsidiaries or Affiliates	Domiciliary Location	Relationship to Reporting Entity	Directly Controlled by (Name of Entity/Person)	Type of Control (Ownership, Board, Management, Attorney-in-Fact, Influence, Other)	If Control is Ownership Provide Percentage	Ultimate Controlling Entity(ies)/Person(s)	*
0241	MetLife	00000					PREFCO XIV Holdings LLC	CT	NIA	MTL Leasing, LLC	Ownership	100.000	MetLife, Inc.	
0241	MetLife	00000					PREFCO Fourteen Limited Partnership	CT	NIA	MTL Leasing, LLC	Ownership	99.900	MetLife, Inc.	
0241	MetLife	00000					PREFCO Fourteen Limited Partnership	CT	NIA	PREFCO XIV Holdings LLC	Ownership	0.100	MetLife, Inc.	
0241	MetLife	00000					1320 Venture LLC	DE	NIA	MTL Leasing, LLC	Ownership	100.000	MetLife, Inc.	
0241	MetLife	00000	13-3114906				1320 GP LLC	DE	NIA	MTL Leasing, LLC	Ownership	100.000	MetLife, Inc.	
0241	MetLife	00000	38-3846857				1320 Owner LP	DE	NIA	1320 Venture LLC	Ownership	99.900	MetLife, Inc.	
0241	MetLife	00000	38-3846857				1320 Owner LP	DE	NIA	1320 GP LLC	Ownership	0.100	MetLife, Inc.	
0241	MetLife	00000		3077272			MetLife Chile Inversiones Limitada	CHL	NIA	MetLife, Inc.	Ownership	70.435	MetLife, Inc.	
0241	MetLife	00000		3077272			MetLife Chile Inversiones Limitada	CHL	NIA	Inversiones MetLife Holdco Dos Limitada	Ownership	2.958	MetLife, Inc.	
0241	MetLife	00000		3077272			MetLife Chile Inversiones Limitada	CHL	NIA	Natiloportem Holdings, LLC	Ownership		MetLife, Inc.	
0241	MetLife	00000		3077272			MetLife Chile Inversiones Limitada	CHL	NIA	American Life Insurance Company	Ownership	26.607	MetLife, Inc.	
0241	MetLife	00000	AA-2280000	3179774			MetLife Chile Seguros de Vida S.A.	CHL	IA	MetLife Chile Inversiones Limitada	Ownership	99.997	MetLife, Inc.	
0241	MetLife	00000	AA-2280000	3179774			MetLife Chile Seguros de Vida S.A.	CHL	IA	International Technical and Advisory Services Limited (USA-Delaware)	Ownership	0.003	MetLife, Inc.	
0241	MetLife	00000					Inversiones MetLife Holdco Tres Limitada (Chile)	CHL	NIA	MetLife Chile Inversiones Limitada	Ownership	99.900	MetLife, Inc.	
0241	MetLife	00000					Inversiones MetLife Holdco Tres Limitada (Chile)	CHL	NIA	Inversiones MetLife Holdco Dos Limitada	Ownership	0.100	MetLife, Inc.	
0241	MetLife	00000					AFP Provida S.A. (Chile)	CHL	NIA	MetLife Chile Inversiones Limitada	Ownership	10.814	MetLife, Inc.	
0241	MetLife	00000					AFP Provida S.A. (Chile)	CHL	NIA	Inversiones MetLife Holdco Tres Limitada	Ownership	41.959	MetLife, Inc.	
0241	MetLife	00000					AFP Provida S.A. (Chile)	CHL	NIA	Inversiones MetLife Holdco Dos Limitada	Ownership	41.959	MetLife, Inc.	
0241	MetLife	00000		4255282			MetLife Chile Administradora de Mutuos Hipotecarios S.A.	CHL	NIA	MetLife Chile Seguros de Vida S.A.	Ownership	99.990	MetLife, Inc.	
0241	MetLife	00000		4255282			MetLife Chile Administradora de Mutuos Hipotecarios S.A.	CHL	NIA	MetLife Chile Inversiones Limitada	Ownership	0.010	MetLife, Inc.	
0241	MetLife	00000		4255086			Legal Chile S.A. (Chile)	CHL	NIA	MetLife Chile Inversiones Limitada	Ownership	51.000	MetLife, Inc.	
0241	MetLife	00000		4255095			Legagroup S.A. (Chile)	CHL	NIA	Legal Chile S.A. (Chile)	Ownership	99.000	MetLife, Inc.	
0241	MetLife	00000					Provida Internacional S.A. (Chile)	CHL	NIA	AFP Provida S.A.	Ownership	99.990	MetLife, Inc.	
0241	MetLife	00000					Provida Internacional S.A. (Chile)	CHL	NIA	MetLife Chile Inversiones Limitada	Ownership	0.010	MetLife, Inc.	
0241	MetLife	00000					AFP Genesis Administradora de Fondos y Fidecomisos S.A. (Ecuador)	ECU	NIA	Provida Internacional S.A.	Ownership	100.000	MetLife, Inc.	
0241	MetLife	00000					AFP Genesis Administradora de Fondos y Fidecomisos S.A. (Ecuador)	ECU	NIA	AFP Provida S.A.	Ownership		MetLife, Inc.	
0241	MetLife	00000					MetLife Chile Seguros Generales S.A. (Chile)	CHL	IA	MetLife Chile Inversiones Limitada	Ownership	99.900	MetLife, Inc.	
0241	MetLife	00000					MetLife Chile Seguros Generales S.A. (Chile)	CHL	IA	Inversiones MetLife Holdco Dos Limitada	Ownership	0.100	MetLife, Inc.	

Q13.10

## SCHEDULE Y

### PART 1A - DETAIL OF INSURANCE HOLDING COMPANY SYSTEM

1	2	3	4	5	6	7	8	9	10	11	12	13	14	15
Group Code	Group Name	NAIC Company Code	ID Number	Federal RSSD	CIK	Name of Securities Exchange if Public Traded (U.S. or International)	Name of Parent, Subsidiaries or Affiliates	Domiciliary Location	Relationship to Reporting Entity	Directly Controlled by (Name of Entity/Person)	Type of Control (Ownership, Board, Management, Attorney-in-Fact, Influence, Other)	If Control is Ownership Provide Percentage	Ultimate Controlling Entity(ies)/Person(s)	*
0241..	MetLife.....	00000.....	52-1528581..	3921834.....	0000727303		SafeGuard Health Enterprises, Inc.....	DE.....	NIA.....	MetLife, Inc.....	Ownership.....	...100.000	MetLife, Inc.....	
0241..	MetLife.....	95747.....	93-0864866..	6324.....			SafeGuard Health Plans, Inc. (NV).....	NV.....	NIA.....	SafeGuard Health Enterprises, Inc.....	Ownership.....	...100.000	MetLife, Inc.....	
0241..	MetLife.....	14170.....	33-0733552..	6324.....			MetLife Health Plans, Inc.....	NJ.....	NIA.....	SafeGuard Health Enterprises, Inc.....	Ownership.....	...100.000	MetLife, Inc.....	
0241..	MetLife.....	00000.....	95-2879515..	6324.....			SafeGuard Health Plans, Inc. (CA).....	CA.....	NIA.....	SafeGuard Health Enterprises, Inc.....	Ownership.....	...100.000	MetLife, Inc.....	
0241..	MetLife.....	79014.....	33-0515751..	6324.....			SafeHealth Life Insurance Company.....	CA.....	NIA.....	SafeGuard Health Enterprises, Inc.....	Ownership.....	...100.000	MetLife, Inc.....	
0241..	MetLife.....	52009.....	65-0073323..	6324.....			SafeGuard Health Plans, Inc. (FL).....	FL.....	NIA.....	SafeGuard Health Enterprises, Inc.....	Ownership.....	...100.000	MetLife, Inc.....	
0241..	MetLife.....	95051.....	75-2046497..	6324.....			SafeGuard Health Plans, Inc. (TX).....	TX.....	NIA.....	SafeGuard Health Enterprises, Inc.....	Ownership.....	...100.000	MetLife, Inc.....	
0241..	MetLife.....	00000.....	98-1099650..				MetLife Global Benefits, Ltd.....	CYM.....	NIA.....	MetLife, Inc.....	Ownership.....	...100.000	MetLife, Inc.....	
0241..	MetLife.....	00000.....	36-3665871..	3165900.....			Cova Life Management Company.....	DE.....	NIA.....	MetLife, Inc.....	Ownership.....	...100.000	MetLife, Inc.....	
0241..	MetLife.....	00000.....		3817825.....			MetLife Services and Solutions, LLC.....	DE.....	NIA.....	MetLife, Inc.....	Ownership.....	...100.000	MetLife, Inc.....	
0241..	MetLife.....	00000.....		3818523.....			MetLife Solutions Pte. Ltd.....	SGP.....	NIA.....	MetLife Services and Solutions, LLC.....	Ownership.....	...100.000	MetLife, Inc.....	
0241..	MetLife.....	00000.....	98-0613376..	3818550.....			MetLife Global Operations Support Center Private Limited	IND.....	NIA.....	MetLife Solutions Pte. Ltd.....	Ownership.....	...100.000	MetLife, Inc.....	
0241..	MetLife.....	00000.....	98-0613376..	3818550.....			MetLife Global Operations Support Center Private Limited	IND.....	NIA.....	Natiloportem Holdings, LLC.....	Ownership.....	...100.000	MetLife, Inc.....	
0241..	MetLife.....	00000.....		3818541.....			MetLife Services East Private Limited.....	IND.....	NIA.....	MetLife Solutions Pte. Ltd.....	Ownership.....	...100.000	MetLife, Inc.....	
0241..	MetLife.....	00000.....	22-3805708..	3302488.....			Newbury Insurance Company, Limited.....	DE.....	IA.....	MetLife, Inc.....	Ownership.....	...100.000	MetLife, Inc.....	
0241..	MetLife.....	60992.....	13-3690700..	3302479.....	1167609.....		First MetLife Investors Insurance Company..	NY.....	IA.....	MetLife, Inc.....	Ownership.....	...100.000	MetLife, Inc.....	
0241..	MetLife.....	00000.....	13-3175978..	3219700.....	1422771.....		MetLife Securities, Inc.....	DE.....	NIA.....	MetLife, Inc.....	Ownership.....	...100.000	MetLife, Inc.....	
0241..	MetLife.....	00000.....	13-3179826..	3219782.....			Enterprise General Insurance Agency, Inc...	DE.....	IA.....	MetLife, Inc.....	Ownership.....	...100.000	MetLife, Inc.....	
0241..	MetLife.....	12232.....	20-1452630..	3320080.....			MetLife Reinsurance Company of South Carolina	SC.....	IA.....	MetLife, Inc.....	Ownership.....	...100.000	MetLife, Inc.....	
0241..	MetLife.....	13626.....	20-5819518..	3921870.....			MetLife Reinsurance Company of Charleston	SC.....	IA.....	MetLife, Inc.....	Ownership.....	...100.000	MetLife, Inc.....	
0241..	MetLife.....	14911.....	36-4741040..				MetLife Reinsurance Company of Delaware.	DE.....	IA.....	MetLife, Inc.....	Ownership.....	...100.000	MetLife, Inc.....	
0241..	MetLife.....	00000.....	26-6122204..	4254959.....			MetLife Capital Trust IV.....	DE.....	NIA.....	MetLife, Inc.....	Ownership.....	...100.000	MetLife, Inc.....	
0241..	MetLife.....	00000.....	26-6288172..	3921843.....			MetLife Capital Trust X.....	DE.....	NIA.....	MetLife, Inc.....	Ownership.....	...100.000	MetLife, Inc.....	
0241..	MetLife.....	00000.....	27-0858844..	4278786.....			MetLife Home Loans LLC.....	DE.....	NIA.....	MetLife, Inc.....	Ownership.....	...100.000	MetLife, Inc.....	
0241..	MetLife.....	00000.....	75-2417735..	2602211.....			Federal Flood Certification LLC.....	TX.....	NIA.....	MetLife, Inc.....	Ownership.....	...100.000	MetLife, Inc.....	
0241..	MetLife.....	00000.....	55-0790010..	3165807.....			MetLife Group, Inc.....	NY.....	NIA.....	MetLife, Inc.....	Ownership.....	...100.000	MetLife, Inc.....	
0241..	MetLife.....	00000.....		4242086.....			MetLife Standby I, LLC.....	DE.....	NIA.....	MetLife, Inc.....	Ownership.....	...100.000	MetLife, Inc.....	
0241..	MetLife.....	00000.....		4242321.....			MetLife Exchange Trust I.....	DE.....	NIA.....	MetLife Standby I, LLC.....	Ownership.....	...100.000	MetLife, Inc.....	
0241..	MetLife.....	00000.....		3576355.....			MetLife Investment Advisors, LLC.....	DE.....	NIA.....	MetLife, Inc.....	Ownership.....	...100.000	MetLife, Inc.....	
0241..	MetLife.....	00000.....					MetLife Core Property Fund GP, LLC.....	DE.....	NIA.....	MetLife Investment Advisors, LLC.....	Ownership.....	...100.000	MetLife, Inc.....	
0241..	MetLife.....	00000.....	80-0946518..				MetLife Core Property Fund, LP.....	DE.....	NIA.....	Metropolitan Life Insurance Company.....	Ownership.....	...23.700	MetLife, Inc.....	
0241..	MetLife.....	00000.....	80-0946518..				MetLife Core Property Fund, LP.....	DE.....	NIA.....	General American Life Insurance Company..	Ownership.....	...0.100	MetLife, Inc.....	

Q13.11

**SCHEDULE Y**

**PART 1A - DETAIL OF INSURANCE HOLDING COMPANY SYSTEM**

1	2	3	4	5	6	7	8	9	10	11	12	13	14	15
Group Code	Group Name	NAIC Company Code	ID Number	Federal RSSD	CIK	Name of Securities Exchange if Public Traded (U.S. or International)	Name of Parent, Subsidiaries or Affiliates	Domiciliary Location	Relationship to Reporting Entity	Directly Controlled by (Name of Entity/Person)	Type of Control (Ownership, Board, Management, Attorney-in-Fact, Influence, Other)	If Control is Ownership Provide Percentage	Ultimate Controlling Entity(ies)/Person(s)	*
0241	MetLife	00000	80-0946518				MetLife Core Property Fund, LP	DE	NIA	MetLife Insurance Company USA	Ownership	0.200	MetLife, Inc.	
0241	MetLife	00000	80-0947139				MetLife Core Property REIT, LLC	DE	NIA	MetLife Core Property Fund, LP	Ownership	100.000	MetLife, Inc.	
0241	MetLife	00000	46-3934926				MetLife Core Property Holdings, LLC	DE	NIA	MetLife Core Property REIT, LLC	Ownership	100.000	MetLife, Inc.	
0241	MetLife	00000					MCP Property Management LLC (DE)	DE	NIA	MetLife Core Property Holdings, LLC	Ownership	100.000	MetLife, Inc.	
0241	MetLife	00000	13-4075851				MetLife Commercial Mortgage Income Fund GP, LLC	DE	NIA	MetLife Investment Advisors, LLC	Ownership	100.000	MetLife, Inc.	
0241	MetLife	00000	47-2630137				MetLife Commercial Mortgage Income Fund, LP	DE	NIA	MetLife Commercial Mortgage Income Fund GP, LLC	Ownership	100.000	MetLife, Inc.	
0241	MetLife	00000	47-2688528				MetLife Commercial Mortgage REIT, LLC	DE	NIA	MetLife Commercial Mortgage Income Fund, LP	Ownership	100.000	MetLife, Inc.	
0241	MetLife	00000	47-2703778				MetLife Commercial Mortgage Originator, LLC	DE	NIA	MetLife Commercial Mortgage REIT, LLC	Ownership	100.000	MetLife, Inc.	
0241	MetLife	00000	47-5495603				MCMIF Holdco I, LLC	DE	NIA	MetLife Commercial Mortgage Originator, LLC	Ownership	100.000	MetLife, Inc.	
0241	MetLife	00000					MetLife International PE Fund I, LP	CYM	NIA	MetLife Insurance K.K. (Japan)	Ownership	92.593	MetLife, Inc.	
0241	MetLife	00000					MetLife International PE Fund I, LP	CYM	NIA	Metropolitan Life Insurance Company of Hong Kong Limited	Ownership	0.576	MetLife, Inc.	
0241	MetLife	00000					MetLife International PE Fund I, LP	CYM	NIA	MetLife Limited (Hong Kong)	Ownership	2.716	MetLife, Inc.	
0241	MetLife	00000					MetLife International PE Fund I, LP	CYM	NIA	MetLife Mexico S.A.	Ownership	4.115	MetLife, Inc.	
0241	MetLife	00000					MetLife Alternatives GP, LLC	DE	NIA	MetLife Investment Advisors, LLC	Ownership	100.000	MetLife, Inc.	
0241	MetLife	00000	98-1150291				MetLife International HF Partners, LP	CYM	NIA	MetLife Insurance K.K. (Japan)	Ownership	88.220	MetLife, Inc.	
0241	MetLife	00000	98-1150291				MetLife International HF Partners, LP	CYM	NIA	MetLife Insurance Company of Korea Limited	Ownership	9.470	MetLife, Inc.	
0241	MetLife	00000	98-1150291				MetLife International HF Partners, LP	CYM	NIA	MetLife Limited (Hong Kong)	Ownership	2.290	MetLife, Inc.	
0241	MetLife	00000	98-1150291				MetLife International HF Partners, LP	CYM	NIA	MetLife Alternatives GP, LLC	Ownership	0.020	MetLife, Inc.	
0241	MetLife	00000	98-1162663				MetLife International PE Fund II, LP	CYM	NIA	MetLife Insurance K.K. (Japan)	Ownership	94.540	MetLife, Inc.	
0241	MetLife	00000	98-1162663				MetLife International PE Fund II, LP	CYM	NIA	MetLife Limited (Hong Kong)	Ownership	2.770	MetLife, Inc.	
0241	MetLife	00000	98-1162663				MetLife International PE Fund II, LP	CYM	NIA	MetLife Mexico S.A.	Ownership	2.100	MetLife, Inc.	
0241	MetLife	00000	98-1162663				MetLife International PE Fund II, LP	CYM	NIA	Metropolitan Life Insurance Company of Hong Kong Limited	Ownership	0.590	MetLife, Inc.	
0241	MetLife	00000	98-1226825				MetLife International PE Fund III, LP	CYM	NIA	MetLife Insurance K.K. (Japan)	Ownership	88.930	MetLife, Inc.	
0241	MetLife	00000	98-1226825				MetLife International PE Fund III, LP	CYM	NIA	MetLife Insurance Company of Korea Limited	Ownership	7.910	MetLife, Inc.	
0241	MetLife	00000	98-1226825				MetLife International PE Fund III, LP	CYM	NIA	Metropolitan Life Insurance Company of Hong Kong Limited	Ownership	0.550	MetLife, Inc.	
0241	MetLife	00000	98-1226825				MetLife International PE Fund III, LP	CYM	NIA	MetLife Limited (Hong Kong)	Ownership	2.610	MetLife, Inc.	
0241	MetLife	00000					MetLife International PE Fund IV, LP	CYM	NIA	MetLife Insurance K.K. (Japan)	Ownership	94.700	MetLife, Inc.	

Q13.12

**SCHEDULE Y**

**PART 1A - DETAIL OF INSURANCE HOLDING COMPANY SYSTEM**

1	2	3	4	5	6	7	8	9	10	11	12	13	14	15
Group Code	Group Name	NAIC Company Code	ID Number	Federal RSSD	CIK	Name of Securities Exchange if Public Traded (U.S. or International)	Name of Parent, Subsidiaries or Affiliates	Domiciliary Location	Relationship to Reporting Entity	Directly Controlled by (Name of Entity/Person)	Type of Control (Ownership, Board, Management, Attorney-in-Fact, Influence, Other)	If Control is Ownership Provide Percentage	Ultimate Controlling Entity(ies)/Person(s)	*
0241..	MetLife.....	00000.....					MetLife International PE Fund IV, LP.....	CYM.....	NIA.....	MetLife Insurance Company of Korea Limited	Ownership.....	.....3.790	MetLife, Inc.....	
0241..	MetLife.....	00000.....					MetLife International PE Fund IV, LP.....	CYM.....	NIA.....	MetLife Limited (Hong Kong).....	Ownership.....	.....1.510	MetLife, Inc.....	
0241..	MetLife.....	00000.....					MetLife Loan Asset Management, LLC.....	DE.....	NIA.....	MetLife Investment Advisors, LLC.....	Ownership.....	...100.000	MetLife, Inc.....	
0241..	MetLife.....	00000.....	46-4140926..				MIM Property Management, LLC.....	DE.....	NIA.....	MetLife Investment Advisors, LLC.....	Ownership.....	...100.000	MetLife, Inc.....	
0241..	MetLife.....	13092.....	26-1511401..	4300892.....			MetLife Reinsurance Company of Vermont..	VT.....	IA.....	MetLife, Inc.....	Ownership.....	...100.000	MetLife, Inc.....	
0241..	MetLife.....	62634.....	51-0104167..	4255107.....			Delaware American Life Insurance Company	DE.....	IA.....	MetLife, Inc.....	Ownership.....	...100.000	MetLife, Inc.....	
0241..	MetLife.....	00000.....	27-1206753..				MetLife Consumer Services, Inc.....	DE.....	NIA.....	MetLife, Inc.....	Ownership.....	...100.000	MetLife, Inc.....	
0241..	MetLife.....	60690.....	98-0000065..	4247326.....			American Life Insurance Company .....	DE.....	IA.....	MetLife, Inc.....	Ownership.....	...100.000	MetLife, Inc.....	
0241..	MetLife.....	00000.....	AA-1580066..				MetLife Insurance K.K. (Japan).....	JPN.....	IA.....	American Life Insurance Company.....	Ownership.....	...100.000	MetLife, Inc.....	
0241..	MetLife.....	00000.....		4255330.....			Communication One Kabushiki Kaisha (Japan)	JPN.....	NIA.....	MetLife Insurance K.K. (Japan).....	Ownership.....	...100.000	MetLife, Inc.....	
0241..	MetLife.....	00000.....		4250018.....			MetLife, Life Insurance Company.....	EGY.....	IA.....	MetLife Global Holding Company I GmbH (Swiss I)	Ownership.....	...84.125	MetLife, Inc.....	
0241..	MetLife.....	00000.....	AA-1860015..				MetLife Emekliilik ve Hayat A.S. (Turkey).....	TUR.....	IA.....	MetLife Global Holding Company II GmbH (Swiss II)	Ownership.....	...99.980	MetLife, Inc.....	
0241..	MetLife.....	00000.....					MetLife Life Insurance S.A. (Greece).....	GRC.....	IA.....	MetLife EU Holding Company Limited (Ireland)	Ownership.....	...100.000	MetLife, Inc.....	
0241..	MetLife.....	00000.....		4255349.....			MetLife Mutual Fund Company (Greece).....	GRC.....	NIA.....	MetLife Life Insurance Company S.A.....	Ownership.....	...90.000	MetLife, Inc.....	
0241..	MetLife.....	00000.....		4304032.....			International Investment Holding Company Limited (Russia)	RUS.....	NIA.....	American Life Insurance Company .....	Ownership.....	...100.000	MetLife, Inc.....	
0241..	MetLife.....	00000.....					UBB-MetLife Zhivotozastrahovatelno Drujestvo AD (Bulgaria)	BGR.....	IA.....	MetLife EU Holding Company Limited (Ireland)	Ownership.....	...40.000	MetLife, Inc.....	
0241..	MetLife.....	00000.....					MetLife American International Group and Arab National Bank Cooperative Insurance Company	SAU.....	IA.....	American Life Insurance Company .....	Ownership.....	...30.000	MetLife, Inc.....	
0241..	MetLife.....	00000.....		4250072.....			PJSC MetLife (Ukraine).....	UKR.....	IA.....	MetLife Global Holding Company II GmbH (Swiss II)	Ownership.....	...99.999	MetLife, Inc.....	
0241..	MetLife.....	00000.....		4250072.....			PJSC MetLife (Ukraine).....	UKR.....	IA.....	International Technical and Advisory Services Limited (USA-Delaware)	Ownership.....	.....0.001	MetLife, Inc.....	
0241..	MetLife.....	00000.....		4250072.....			PJSC MetLife (Ukraine).....	UKR.....	IA.....	Borderland Investments Limited (USA-Delaware)	Ownership.....	.....0.001	MetLife, Inc.....	
0241..	MetLife.....	00000.....					MetLife Innovation Centre Limited.....	IRL.....	IA.....	MetLife Global Holding Company II GmbH (Swiss II)	Ownership.....	...99.999	MetLife, Inc.....	
0241..	MetLife.....	00000.....	51-0205283..				International Technical and Advisory Services Limited (USA-Delaware)	DE.....	NIA.....	American Life Insurance Company .....	Ownership.....	...100.000	MetLife, Inc.....	

Q13.13

**SCHEDULE Y**

**PART 1A - DETAIL OF INSURANCE HOLDING COMPANY SYSTEM**

1	2	3	4	5	6	7	8	9	10	11	12	13	14	15
Group Code	Group Name	NAIC Company Code	ID Number	Federal RSSD	CIK	Name of Securities Exchange if Public Traded (U.S. or International)	Name of Parent, Subsidiaries or Affiliates	Domiciliary Location	Relationship to Reporting Entity	Directly Controlled by (Name of Entity/Person)	Type of Control (Ownership, Board, Management, Attorney-in-Fact, Influence, Other)	If Control is Ownership Provide Percentage	Ultimate Controlling Entity(ies)/Person(s)	*
0241	MetLife	00000	02-0649743				Borderland Investments Limited (USA-Delaware)	DE	NIA	American Life Insurance Company	Ownership	100.000	MetLife, Inc.	
0241	MetLife	00000					ALICO Hellas Single Member Limited Liability Company (Greece)	GRC	NIA	Borderland Investments Limited (USA-Delaware)	Ownership	100.000	MetLife, Inc.	
0241	MetLife	00000	30-0615846				ALICO Operations, LLC. (USA-Delaware)	DE	NIA	American Life Insurance Company	Ownership	100.000	MetLife, Inc.	
0241	MetLife	00000					MetLife Asset Management Corp. (Japan)	JPN	NIA	ALICO Operations, LLC. (USA-Delaware)	Ownership	100.000	MetLife, Inc.	
0241	MetLife	00000		4249311			MetLife Mas, S.A. de C.V (Mexico)	MEX	IA	MetLife International Holdings, LLC	Ownership	100.000	MetLife, Inc.	
0241	MetLife	00000		4249311			MetLife Mas, S.A. de C.V (Mexico)	MEX	IA	International Technical and Advisory Services Limited (USA-Delaware)	Ownership		MetLife, Inc.	
0241	MetLife	00000		4251293			MetLife Seguros S.A. (Uruguay)	URY	IA	American Life Insurance Company	Ownership	74.919	MetLife, Inc.	
0241	MetLife	00000		4251293			MetLife Seguros S.A. (Uruguay)	URY	IA	MetLife, Inc.	Ownership	25.080	MetLife, Inc.	
0241	MetLife	00000	52-2094092				Alpha Properties, Inc. (USA-Delaware)	DE	NIA	American Life Insurance Company	Ownership	100.000	MetLife, Inc.	
0241	MetLife	00000	52-2094091				Beta Properties, Inc. (USA-Delaware)	DE	NIA	American Life Insurance Company	Ownership	100.000	MetLife, Inc.	
0241	MetLife	00000	51-0389730				Delta Properties Japan, Inc. (USA-Delaware)	DE	NIA	American Life Insurance Company	Ownership	100.000	MetLife, Inc.	
0241	MetLife	00000	51-0389749				Epsilon Properties Japan, Inc. (USA-Delaware)	DE	NIA	American Life Insurance Company	Ownership	100.000	MetLife, Inc.	
0241	MetLife	00000	13-4172883				Kappa Properties Japan, Inc. (USA-Delaware)	DE	NIA	American Life Insurance Company	Ownership	100.000	MetLife, Inc.	
0241	MetLife	00000	02-0649738				Iris Properties, Inc. (USA-Delaware)	DE	NIA	American Life Insurance Company	Ownership	100.000	MetLife, Inc.	
0241	MetLife	00000					MetLife Colombia Seguros de Vida S.A. (Columbia)	COL	IA	MetLife Global Holding II GmbH (Swiss)	Ownership	90.000	MetLife, Inc.	
0241	MetLife	00000					MetLife Colombia Seguros de Vida S.A. (Columbia)	COL	IA	MetLife Global Holding I GmbH (Swiss)	Ownership	10.000	MetLife, Inc.	
0241	MetLife	00000					MetLife Colombia Seguros de Vida S.A. (Columbia)	COL	IA	International Technical and Advisory Services Limited (USA-Delaware)	Ownership		MetLife, Inc.	
0241	MetLife	00000					MetLife Colombia Seguros de Vida S.A. (Columbia)	COL	IA	Borderland Investments Limited (USA-Delaware)	Ownership		MetLife, Inc.	
0241	MetLife	00000					MetLife Colombia Seguros de Vida S.A. (Columbia)	COL	IA	Natiloportem Holdings, LLC	Ownership		MetLife, Inc.	
0241	MetLife	00000	13-3912049				ALICO Properties, Inc. (USA-Delaware)	DE	NIA	American Life Insurance Company	Ownership	51.000	MetLife, Inc.	
0241	MetLife	00000	13-3919049				Global Properties, Inc. (USA-Delaware)	DE	NIA	ALICO Properties, Inc.	Ownership	100.000	MetLife, Inc.	
0241	MetLife	00000					MetLife Global Holding Company I GmbH (Swiss)	CHE	NIA	American Life Insurance Company	Ownership	100.000	MetLife, Inc.	
0241	MetLife	00000					MetLife Global Holding Company II GmbH (Swiss)	CHE	NIA	MetLife Global Holding I GmbH (Swiss)	Ownership	100.000	MetLife, Inc.	
0241	MetLife	00000					MetLife EU Holding Company Limited (Ireland)	IRL	NIA	MetLife Global Holding II GmbH (Swiss)	Ownership	100.000	MetLife, Inc.	

Q13.14

## SCHEDULE Y

### PART 1A - DETAIL OF INSURANCE HOLDING COMPANY SYSTEM

1	2	3	4	5	6	7	8	9	10	11	12	13	14	15
Group Code	Group Name	NAIC Company Code	ID Number	Federal RSSD	CIK	Name of Securities Exchange if Public Traded (U.S. or International)	Name of Parent, Subsidiaries or Affiliates	Domiciliary Location	Relationship to Reporting Entity	Directly Controlled by (Name of Entity/Person)	Type of Control (Ownership, Board, Management, Attorney-in-Fact, Influence, Other)	If Control is Ownership Provide Percentage	Ultimate Controlling Entity(ies)/Person(s)	*
0241..	MetLife.....	00000.....	98-0552186..	4249302.....			ALICO European Holding Limited (Ireland)...	IRL.....	NIA.....	MetLife Global Holding II GmbH (Swiss).....	Ownership.....	100.000	MetLife, Inc.....	
0241..	MetLife.....	00000.....	AA-1780108.				MetLife Europe Limited.....	IRL.....	IA.....	American Life Insurance Company.....	Ownership.....	4.215	MetLife, Inc.....	
0241..	MetLife.....	00000.....	AA-1780108.				MetLife Europe Limited.....	IRL.....	IA.....	MetLife Holding (Cyprus) Limited.....	Ownership.....		MetLife, Inc.....	
0241..	MetLife.....	00000.....	AA-1780108.				MetLife Europe Limited.....	IRL.....	IA.....	MetLife EU Holding Company Limited (Ireland)	Ownership.....	95.785	MetLife, Inc.....	
0241..	MetLife.....	00000.....					MetLife Services EOOD (Bulgaria).....	BGR.....	NIA.....	MetLife EU Holding Company Limited (Ireland)	Ownership.....	100.000	MetLife, Inc.....	
0241..	MetLife.....	00000.....					MetLife Pension Trustees Limited (UK).....	GBR.....	NIA.....	MetLife Europe Limited.....	Ownership.....	100.000	MetLife, Inc.....	
0241..	MetLife.....	00000.....		4255367.....			First American-Hungarian Insurance Agency Limited (Hungary)	HUN.....	IA.....	MetLife EU Holding Company Limited (Ireland)	Ownership.....	100.000	MetLife, Inc.....	
0241..	MetLife.....	00000.....		4258407.....			MetLife Solutions S.A.S. (France).....	FRA.....	NIA.....	MetLife EU Holding Company Limited (Ireland)	Ownership.....	100.000	MetLife, Inc.....	
0241..	MetLife.....	00000.....					MetLife Asia Holding Company Pte. Ltd.....	SGP.....	NIA.....	MetLife Global Holding II GmbH (Swiss).....	Ownership.....	100.000	MetLife, Inc.....	
0241..	MetLife.....	00000.....					MetLife Innovation Centre Pte. Ltd.....	SGP.....	NIA.....	MetLife Asia Holding Company Pte. Ltd.....	Ownership.....	100.000	MetLife, Inc.....	
0241..	MetLife.....	00000.....					MetLife Reinsurance Company of Bermuda Ltd.	BMU.....	IA.....	MetLife Global Holding II GmbH (Swiss).....	Ownership.....	100.000	MetLife, Inc.....	
0241..	MetLife.....	00000.....					MetLife Investment Management Limited (UK)	GBR.....	NIA.....	MetLife Global Holding II GmbH (Swiss).....	Ownership.....	100.000	MetLife, Inc.....	
0241..	MetLife.....	00000.....		4255246.....			Metropolitan Life Societate de Administrare a unui Fond de Pensii Administrat Privat S.A. (Romania)	ROU.....	IA.....	MetLife EU Holding Company Limited.....	Ownership.....	99.984	MetLife, Inc.....	
0241..	MetLife.....	00000.....		4255246.....			Metropolitan Life Societate de Administrare a unui Fond de Pensii Administrat Privat S.A. (Romania)	ROU.....	IA.....	MetLife Services Sp. z o.o.....	Ownership.....	0.016	MetLife, Inc.....	
0241..	MetLife.....	00000.....					Metropolitan Life Training & Consulting S.R.L. (Romania)	ROU.....	NIA.....	MetLife EU Holding Company Limited (Ireland)	Ownership.....	99.990	MetLife, Inc.....	
0241..	MetLife.....	00000.....					Metropolitan Life Training & Consulting S.R.L. (Romania)	ROU.....	NIA.....	MetLife Global Holding II GmbH (Swiss).....	Ownership.....	0.010	MetLife, Inc.....	
0241..	MetLife.....	00000.....		4249469.....			ZAO Master D (Russia).....	RUS.....	NIA.....	ALICO European Holding Limited (Ireland)...	Ownership.....	100.000	MetLife, Inc.....	
0241..	MetLife.....	00000.....		4249991.....			Joint Stock Company MetLife Insurance Company (Russia)	RUS.....	IA.....	MetLife Global Holding II GmbH (Swiss).....	Ownership.....	49.000	MetLife, Inc.....	
0241..	MetLife.....	00000.....		4249991.....			Joint Stock Company MetLife Insurance Company (Russia)	RUS.....	IA.....	ZAO Master D (Russia).....	Ownership.....	51.000	MetLife, Inc.....	
0241..	MetLife.....	00000.....		4255198.....			MetLife Slovakia s.r.o.....	SVK.....	NIA.....	MetLife EU Holding Company Limited (Ireland)	Ownership.....	99.956	MetLife, Inc.....	
0241..	MetLife.....	00000.....		4255198.....			MetLife Slovakia s.r.o.....	SVK.....	NIA.....	International Technical and Advisory Services Limited (USA-Delaware)	Ownership.....	0.044	MetLife, Inc.....	
0241..	MetLife.....	00000.....		4255189.....			MetLife SK, a.s.....	SVK.....	NIA.....	MetLife EU Holding Company Limited (Ireland)	Ownership.....	100.000	MetLife, Inc.....	

Q13.15

## SCHEDULE Y

### PART 1A - DETAIL OF INSURANCE HOLDING COMPANY SYSTEM

1	2	3	4	5	6	7	8	9	10	11	12	13	14	15
Group Code	Group Name	NAIC Company Code	ID Number	Federal RSSD	CIK	Name of Securities Exchange if Public Traded (U.S. or International)	Name of Parent, Subsidiaries or Affiliates	Domiciliary Location	Relationship to Reporting Entity	Directly Controlled by (Name of Entity/Person)	Type of Control (Ownership, Board, Management, Attorney-in-Fact, Influence, Other)	If Control is Ownership Provide Percentage	Ultimate Controlling Entity(ies)/Person(s)	*
0241..	MetLife.....	00000.....					American Life Insurance Company (Cyprus) Limited	CYP.....	IA.....	MetLife Holdings (Cyprus) Limited.....	Ownership.....	...100.000	MetLife, Inc.....	
0241..	MetLife.....	00000.....					Hellenic Alico Life Insurance Company Ltd. (Cyprus)	CYP.....	IA.....	American Life Insurance Company (Cyprus) Limited	Ownership.....	...27.500	MetLife, Inc.....	
0241..	MetLife.....	00000.....		4247335.....			MetLife Towarzystwo Ubezpieczen na Zycie i Reasekuracji S.A.	POL.....	IA.....	MetLife EU Holding Company Limited (Ireland)	Ownership.....	...100.000	MetLife, Inc.....	
0241..	MetLife.....	00000.....		4258331.....			Agenvita S.r.l. (Italy).....	ITA.....	IA.....	MetLife EU Holding Company Limited (Ireland)	Ownership.....	...100.000	MetLife, Inc.....	
0241..	MetLife.....	00000.....					MetLife Services, Sociedad Limitada (Spain)	ESP.....	NIA.....	MetLife EU Holding Company Limited (Ireland)	Ownership.....	...100.000	MetLife, Inc.....	
0241..	MetLife.....	00000.....		2981224.....			MetLife Insurance Limited (U.K.).....	GBR.....	IA.....	MetLife EU Holding Company Limited (Ireland)	Ownership.....	...99.999	MetLife, Inc.....	
0241..	MetLife.....	00000.....					MetLife Holdings (Cyprus) Limited.....	CYP.....	NIA.....	MetLife EU Holding Company Limited (Ireland)	Ownership.....	...100.000	MetLife, Inc.....	
0241..	MetLife.....	00000.....	AA-9680001..	4249973.....			Metropolitan Life Asigurari S.A. (Romania)...	ROU.....	IA.....	MetLife EU Holding Company Limited (Ireland)	Ownership.....	...99.998	MetLife, Inc.....	
0241..	MetLife.....	00000.....	AA-9680001..	4249973.....			Metropolitan Life Asigurari S.A. (Romania)...	ROU.....	IA.....	International Technical and Advisory Services Limited (USA-Delaware)	Ownership.....	...0.002	MetLife, Inc.....	
0241..	MetLife.....	00000.....					MetLife Europe Insurance Limited (Ireland)..	IRL.....	IA.....	MetLife EU Holding Company Limited (Ireland)	Ownership.....	...93.000	MetLife, Inc.....	
0241..	MetLife.....	00000.....					MetLife Europe Insurance Limited (Ireland)..	IRL.....	IA.....	American Life Insurance Company .....	Ownership.....	...7.000	MetLife, Inc.....	
0241..	MetLife.....	00000.....		4189864.....			MetLife Europe Services Limited (Ireland)...	IRL.....	NIA.....	MetLife EU Holding Company Limited (Ireland)	Ownership.....	...100.000	MetLife, Inc.....	
0241..	MetLife.....	00000.....		2981215.....			MetLife Limited (UK).....	GBR.....	IA.....	MetLife EU Holding Company Limited (Ireland)	Ownership.....	...100.000	MetLife, Inc.....	
0241..	MetLife.....	00000.....	95-3947585..	3166064.....			MetLife Investors Group, LLC.....	DE.....	NIA.....	MetLife, Inc.....	Ownership.....	...100.000	MetLife, Inc.....	
0241..	MetLife.....	00000.....	43-1906210..	3373563.....	1130412.....		MetLife Investors Distribution Company.....	MO.....	NIA.....	MetLife Investors Group, LLC.....	Ownership.....	...100.000	MetLife, Inc.....	
0241..	MetLife.....	00000.....	04-3240897..	4288440.....	1071039.....		MetLife Advisers, LLC.....	MA.....	NIA.....	MetLife Investors Group, LLC.....	Ownership.....	...100.000	MetLife, Inc.....	

Q13.16

# SUPPLEMENTAL EXHIBITS AND SCHEDULES INTERROGATORIES

The following supplemental reports are required to be filed as part of your statement filing. However, in the event that your company does not transact the type of business for which the special report must be filed, your response of NO to the specific interrogatory will be accepted in lieu of filing a "NONE" report and a bar code will be printed below. If the supplement is required of your company but is not being filed for whatever reason, enter SEE EXPLANATION and provide an explanation following the interrogatory questions.

	<b>Response</b>
1. Will the Trusteed Surplus Statement be filed with the state of domicile and the NAIC with this statement?	NO
2. Will the Medicare Part D Coverage Supplement be filed with the state of domicile and the NAIC with this statement?	YES
3. Will the Reasonableness of Assumptions Certification required by Actuarial Guideline XXXV be filed with the state of domicile and electronically with the NAIC?	NO
4. Will the Reasonableness and Consistency of Assumptions Certification required by Actuarial Guideline XXXV be filed with the state of domicile and electronically with the NAIC?	NO
5. Will the Reasonableness of Assumptions Certification for Implied Guaranteed Rate Method required by Actuarial Guideline XXXVI be filed with the state of domicile and electronically with the NAIC?	NO
6. Will the Reasonableness and Consistency of Assumptions Certification required by Actuarial Guideline XXXVI (Updated Average Market Value) be filed with the state of domicile and electronically with the NAIC?	NO
7. Will the Reasonableness and Consistency of Assumptions Certification required by Actuarial Guideline XXXVI (Updated Market Value) be filed with the state of domicile and electronically with the NAIC?	NO

**Explanations:**

1. The data for this supplement is not required to be filed.
- 2.
3. The data for this supplement is not required to be filed.
4. The data for this supplement is not required to be filed.
5. The data for this supplement is not required to be filed.
6. The data for this supplement is not required to be filed.
7. The data for this supplement is not required to be filed.

**Bar Code:**





Statement as of March 31, 2016 of the **New England Life Insurance Company**  
**Overflow Page for Write-Ins**

**Additional Write-ins for Summary of Operations:**

	1 Current Year to Date	2 Prior Year to Date	3 Prior Year Ended December 31
5304. Net gain (loss) on pension and postretirement benefit plans.....	0	0	(5,686,850)
5305. Prior period adjustment.....	0	0	204,491
5397. Summary of remaining write-ins for Line 53.....	0	0	(5,482,359)

**New England Life Insurance Company**  
**SCHEDULE A - VERIFICATION**

Real Estate

	1 Year to Date	2 Prior Year Ended December 31
1. Book/adjusted carrying value, December 31 of prior year.....	0	
2. Cost of acquired:		
2.1 Actual cost at time of acquisition.....		
2.2 Additional investment made after acquisition.....		
3. Current year change in encumbrances.....		
4. Total gain (loss) on disposals.....		
5. Deduct amounts received on disposals.....		
6. Total foreign exchange change in book/adjusted carrying value.....		
7. Deduct current year's other-than-temporary impairment recognized.....		
8. Deduct current year's depreciation.....		
9. Book/adjusted carrying value at end of current period (Lines 1+2+3+4-5+6-7-8).....	0	0
10. Deduct total nonadmitted amounts.....		
11. Statement value at end of current period (Line 9 minus Line 10).....	0	0

NONE

**SCHEDULE B - VERIFICATION**

Mortgage Loans

	1 Year to Date	2 Prior Year Ended December 31
1. Book value/recorded investment excluding accrued interest, December 31 of prior year.....	121,258,948	133,172,753
2. Cost of acquired:		
2.1 Actual cost at time of acquisition.....		10,500,000
2.2 Additional investment made after acquisition.....		
3. Capitalized deferred interest and other.....		
4. Accrual of discount.....	4,340	17,363
5. Unrealized valuation increase (decrease).....		
6. Total gain (loss) on disposals.....		
7. Deduct amounts received on disposals.....	677,207	22,431,168
8. Deduct amortization of premium and mortgage interest points and commitment fees.....		
9. Total foreign exchange change in book value/recorded investment excluding accrued interest.....		
10. Deduct current year's other-than-temporary impairment recognized.....		
11. Book value/recorded investment excluding accrued interest at end of current period (Lines 1+2+3+4+5+6-7-8+9-10).....	120,586,081	121,258,948
12. Total valuation allowance.....		
13. Subtotal (Line 11 plus Line 12).....	120,586,081	121,258,948
14. Deduct total nonadmitted amounts.....		
15. Statement value at end of current period (Line 13 minus Line 14).....	120,586,081	121,258,948

**SCHEDULE BA - VERIFICATION**

Other Long-Term Invested Assets

	1 Year to Date	2 Prior Year Ended December 31
1. Book/adjusted carrying value, December 31 of prior year.....	57,244,538	85,905,414
2. Cost of acquired:		
2.1 Actual cost at time of acquisition.....		
2.2 Additional investment made after acquisition.....	11,287,503	41,494,659
3. Capitalized deferred interest and other.....		
4. Accrual of discount.....		
5. Unrealized valuation increase (decrease).....	116,201	216,691
6. Total gain (loss) on disposals.....		
7. Deduct amounts received on disposals.....	102,081	70,372,226
8. Deduct amortization of premium and depreciation.....		
9. Total foreign exchange change in book/adjusted carrying value.....		
10. Deduct current year's other-than-temporary impairment recognized.....		
11. Book/adjusted carrying value at end of current period (Lines 1+2+3+4+5+6-7-8+9-10).....	68,546,161	57,244,538
12. Deduct total nonadmitted amounts.....		
13. Statement value at end of current period (Line 11 minus Line 12).....	68,546,161	57,244,538

**SCHEDULE D - VERIFICATION**

Bonds and Stocks

	1 Year to Date	2 Prior Year Ended December 31
1. Book/adjusted carrying value of bonds and stocks, December 31 of prior year.....	1,479,384,400	1,517,924,263
2. Cost of bonds and stocks acquired.....	123,711,987	550,045,390
3. Accrual of discount.....	952,285	6,537,576
4. Unrealized valuation increase (decrease).....	(351,250)	
5. Total gain (loss) on disposals.....	(1,359,274)	825,097
6. Deduct consideration for bonds and stocks disposed of.....	103,209,650	588,626,871
7. Deduct amortization of premium.....	284,162	1,524,414
8. Total foreign exchange change in book/adjusted carrying value.....	2,260,731	(5,403,218)
9. Deduct current year's other-than-temporary impairment recognized.....		393,423
10. Book/adjusted carrying value at end of current period (Lines 1+2+3+4+5-6-7+8-9).....	1,501,105,067	1,479,384,400
11. Deduct total nonadmitted amounts.....		
12. Statement value at end of current period (Line 10 minus Line 11).....	1,501,105,067	1,479,384,400

**SCHEDULE D - PART 1B**

Showing the Acquisitions, Dispositions and Non-Trading Activity

During the Current Quarter for all Bonds and Preferred Stock by NAIC Designation

	1	2	3	4	5	6	7	8
NAIC Designation	Book/Adjusted Carrying Value Beginning of Current Quarter	Acquisitions During Current Quarter	Dispositions During Current Quarter	Non-Trading Activity During Current Quarter	Book/Adjusted Carrying Value End of First Quarter	Book/Adjusted Carrying Value End of Second Quarter	Book/Adjusted Carrying Value End of Third Quarter	Book/Adjusted Carrying Value December 31 Prior Year
<b>BONDS</b>								
1. NAIC 1 (a).....	649,241,589	100,138,483	64,351,665	(4,504,939)	680,523,468			649,241,589
2. NAIC 2 (a).....	655,847,839	15,691,622	27,932,801	(941,200)	642,665,460			655,847,839
3. NAIC 3 (a).....	121,059,527	5,381,882	8,458,272	9,392,059	127,375,196			121,059,527
4. NAIC 4 (a).....	49,664,499	2,500,000	3,599,010	(2,198,498)	46,366,991			49,664,499
5. NAIC 5 (a).....	3,570,946		227,175	681,435	4,025,206			3,570,946
6. NAIC 6 (a).....				148,750	148,750			
7. Total Bonds.....	1,479,384,400	123,711,987	104,568,923	2,577,607	1,501,105,071	0	0	1,479,384,400
<b>PREFERRED STOCK</b>								
8. NAIC 1.....					0			
9. NAIC 2.....					0			
10. NAIC 3.....					0			
11. NAIC 4.....					0			
12. NAIC 5.....					0			
13. NAIC 6.....					0			
14. Total Preferred Stock.....	0	0	0	0	0	0	0	0
15. Total Bonds and Preferred Stock.....	1,479,384,400	123,711,987	104,568,923	2,577,607	1,501,105,071	0	0	1,479,384,400

QS102

(a) Book/Adjusted Carrying Value column for the end of the current reporting period includes the following amount of non-rated short-term and cash equivalent bonds by NAIC designation:  
 NAIC 1 \$.....0; NAIC 2 \$.....0; NAIC 3 \$.....0; NAIC 4 \$.....0; NAIC 5 \$.....0; NAIC 6 \$.....0.

## SCHEDULE DA - PART 1

Short-Term Investments

	1 Book/Adjusted Carrying Value	2 <b>NONE</b> Par Value	3 Actual Cost	4 Interest Collected Year To Date	5 Paid for Accrued Interest Year To Date
9199999.....		.XXX.....			

## SCHEDULE DA - VERIFICATION

Short-Term Investments

	1 Year To Date	2 Prior Year Ended December 31
1. Book/adjusted carrying value, December 31 of prior year.....	.0	
2. Cost of short-term investments acquired.....		
3. Accrual of discount.....		
4. Unrealized valuation increase (decrease).....	<b>NONE</b>	
5. Total gain (loss) on disposals.....		
6. Deduct consideration received on disposals.....		
7. Deduct amortization of premium.....		
8. Total foreign exchange change in book/adjusted carrying value.....		
9. Deduct current year's other-than-temporary impairment recognized.....		
10. Book/adjusted carrying value at end of current period (Lines 1+2+3+4+5-6-7+8-9).....	.0	.0
11. Deduct total nonadmitted amounts.....		
12. Statement value at end of current period (Line 10 minus Line 11).....	.0	.0

## SCHEDULE DB - PART A - VERIFICATION

### Options, Caps, Floors, Collars, Swaps and Forwards

1. Book/adjusted carrying value, December 31, prior year (Line 9, prior year).....	16,705,194
2. Cost paid/(consideration received) on additions.....	(776)
3. Unrealized valuation increase/(decrease).....	155,001
4. Total gain (loss) on termination recognized.....	143,374
5. Considerations received/(paid) on terminations.....	(33,463)
6. Amortization.....	(3,334)
7. Adjustment to the book/adjusted carrying value of hedge item.....	
8. Total foreign exchange change in book/adjusted carrying value.....	(2,349,710)
9. Book/adjusted carrying value at end of current period (Lines 1 + 2 + 3 + 4 - 5 + 6 + 7 + 8).....	14,683,212
10. Deduct nonadmitted assets.....	
11. Statement value at end of current period (Line 9 minus Line 10).....	14,683,212

## SCHEDULE DB - PART B - VERIFICATION

### Futures Contracts

1. Book/adjusted carrying value, December 31, prior year (Line 6, prior year).....	
2. Cumulative cash change (Section 1, Broker Name/Net Cash Deposits Footnote - Cumulative Cash Change column).....	
3.1 Add:	
Change in variation margin on open contracts - Highly Effective Hedges:	
3.11 Section 1, Column 15, current year to date minus.....	
3.12 Section 1, Column 15, prior year.....	0
Change in variation margin on open contracts - All Other:	
3.13 Section 1, Column 18, current year to date minus.....	
3.14 Section 1, Column 18, prior year.....	0
	0
3.2 Add:	
Change in adjustment to basis of hedged item:	
3.21 Section 1, Column 17, current year to date minus.....	<b>NONE</b>
3.22 Section 1, Column 17, prior year.....	0
Change in amount recognized:	
3.23 Section 1, Column 19, current year to date minus.....	
3.24 Section 1, Column 19, prior year.....	0
	0
3.3 Subtotal (Line 3.1 minus Line 3.2).....	0
4.1 Cumulative variation margin on terminated contracts during the year.....	
4.2 Less:	
4.21 Amount used to adjust basis of hedged item.....	
4.22 Amount recognized.....	0
4.3 Subtotal (Line 4.1 minus Line 4.2).....	0
5. Dispositions gains (losses) on contracts terminated in prior year:	
5.1 Total gain (loss) recognized for terminations in prior year.....	
5.2 Total gain (loss) adjusted into the hedged item(s) for the terminations in prior year.....	
6. Book/adjusted carrying value at end of current period (Lines 1 + 2 + 3.3 - 4.3 - 5.1 - 5.2).....	0
7. Deduct nonadmitted assets.....	
8. Statement value at end of current period (Line 6 minus Line 7).....	0

**SCHEDULE DB - PART C - SECTION 1**

Replication (Synthetic Asset) Transactions Open as of Current Statement Date

Replication (Synthetic) Asset Transactions								Components of the Replication (Synthetic Asset) Transactions							
1 Number	2 Description	3 NAIC Designation or Other Description	4 Notional Amount	5 Book/Adjusted Carrying Value	6 Fair Value	7 Effective Date	8 Maturity Date	Derivative Instrument(s) Open			Cash Instrument(s) Held				
								9 Description	10 Book/Adjusted Carrying Value	11 Fair Value	12 CUSIP	13 Description	14 NAIC Desig. or Other Description	15 Book/Adjusted Carrying Value	16 Fair Value
<b>Replicated Assets Open</b>															
990314875...	CDX.NA.IG.26.....	2Z.....	.....22,000,000	.....19,347,760	.....24,769,513	03/29/2016	06/20/2021	CDX.NA.IG.26 Credit Default Swap..	.....189,262	.....236,138	912803 CH 4	TREASURY STRIP (PRIN).....	1.....	.....19,158,498	.....24,533,375
990314875...	CDX.NA.IG.26.....	2Z.....	.....	.....7,107,850	.....9,569,219	.....	.....	CDX.NA.IG.26 Credit Default Swap..	.....	.....	912803 CK 7	TREASURY STRIP (PRIN).....	1.....	.....7,107,850	.....9,569,219
9999999	Total.....	.....	.....	.....26,455,610	.....34,338,732	.....XXX.....	.....XXX.....	.....XXX.....	.....189,262	.....236,138	.....XXX.....	.....XXX.....	.....XXX.....	.....26,266,348	.....34,102,594

## SCHEDULE DB - PART C - SECTION 2

### Reconciliation (Synthetic Asset) Transactions Open

	First Quarter		Second Quarter		Third Quarter		Fourth Quarter		Year-To-Date	
	1 Number of Positions	2 Total Replication (Synthetic Asset) Transactions Statement Value	3 Number of Positions	4 Total Replication (Synthetic Asset) Transactions Statement Value	5 Number of Positions	6 Total Replication (Synthetic Asset) Transactions Statement Value	7 Number of Positions	8 Total Replication (Synthetic Asset) Transactions Statement Value	9 Number of Positions	10 Total Replication (Synthetic Asset) Transactions Statement Value
1. Beginning Inventory.....	2	39,537,208	0	0	0	0	0	0	2	39,537,208
2. Add: Opened or acquired transactions.....	1	26,455,610							1	26,455,610
3. Add: Increases in replication (synthetic asset) transactions statement value.....	XXX		XXX		XXX		XXX		XXX	0
4. Less: Closed or disposed of transactions.....	2	39,537,208							2	39,537,208
5. Less: Positions disposed of for failing effectiveness criteria.....									0	0
6. Less: Decreases in replication (synthetic asset) transactions statement value.....	XXX		XXX		XXX		XXX		XXX	0
7. Ending Inventory.....	1	26,455,610	0	0	0	0	0	0	1	26,455,610

## SCHEDULE DB - VERIFICATION

Verification of Book/Adjusted Carrying Value, Fair Value and Potential Exposure of all Open Derivative Contracts

		Book/Adjusted Carrying Value Check
1.	Part A, Section 1, Column 14.....	14,683,212
2.	Part B, Section 1, Column 15 plus Part B, Section 1 Footnote - Total Ending Cash Balance.....	_____
3.	Total (Line 1 plus Line 2).....	14,683,212
4.	Part D, Section 1, Column 5.....	14,878,412
5.	Part D, Section 1, Column 6.....	(195,200)
6.	Total (Line 3 minus Line 4 minus Line 5).....	0
		Fair Value Check
7.	Part A, Section 1, Column 16.....	17,833,512
8.	Part B, Section 1, Column 13.....	_____
9.	Total (Line 7 plus Line 8).....	17,833,512
10.	Part D, Section 1, Column 8.....	17,967,976
11.	Part D, Section 1, Column 9.....	(134,464)
12.	Total (Line 9 minus Line 10 minus Line 11).....	0
		Potential Exposure Check
13.	Part A, Section 1, Column 21.....	23,400,133
14.	Part B, Section 1, Column 20.....	_____
15.	Part D, Section 1, Column 11.....	23,400,133
16.	Total (Line 13 plus Line 14 minus Line 15).....	0



## SCHEDULE E- VERIFICATION

### Cash Equivalents

	1 Year To Date	2 Prior Year Ended December 31
1. Book/adjusted carrying value, December 31 of prior year.....	.0	
2. Cost of cash equivalents acquired.....		
3. Accrual of discount.....		
4. Unrealized valuation increase (decrease).....		
5. Total gain (loss) on disposals.....	<b>NONE</b>	
6. Deduct consideration received on disposals.....		
7. Deduct amortization of premium.....		
8. Total foreign exchange change in book/ adjusted carrying value.....		
9. Deduct current year's other-than-temporary impairment recognized.....		
10. Book/adjusted carrying value at end of current period (Lines 1+2+3+4+5-6-7+8-9).....	.0	.0
11. Deduct total nonadmitted amounts.....		
12. Statement value at end of current period (Line 10 minus Line 11).....	.0	.0

### SCHEDULE A - PART 2

Showing all Real Estate ACQUIRED AND ADDITIONS MADE During the Current Quarter

1 Description of Property	Location		4 Date Acquired	5 Name of Vendor	6 Actual Cost at Time of Acquisition	7 Amount of Encumbrances	8 Book/Adjusted Carrying Value Less Encumbrances	9 Additional Investment Made After Acquisition
	2 City	3 State						

**NONE**

QE01

### SCHEDULE A - PART 3

Showing all Real Estate DISPOSED During the Quarter, Including Payments During the Final Year on "Sales Under Contract "

1 Description of Property	Location		4 Disposal Date	5 Name of Purchaser	6 Actual Cost	7 Expended for Additions, Permanent Improvements and Changes in Encumbrances	8 Book/Adjusted Carrying Value Less Encumbrances Prior Year	Change in Book/Adjusted Carrying Value Less Encumbrances					14 Book/Adjusted Carrying Value Less Encumbrances on Disposal	15 Amounts Received During Year	16 Foreign Exchange Gain (Loss) on Disposal	17 Realized Gain (Loss) on Disposal	18 Total Gain (Loss) on Disposal	19 Gross Income Earned Less Interest Incurred on Encumbrances	20 Taxes, Repairs, and Expenses Incurred
	2 City	3 State						9 Current Year's Depreciation	10 Current Year's Other-Than-Temporary Impairment Recognized	11 Current Year's Change in Encumbrances	12 Total Change in B./A.C.V. (11 - 9 - 10)	13 Total Foreign Exchange Change in B./A.C.V.							

**NONE**

### SCHEDULE B - PART 2

Showing all Mortgage Loans ACQUIRED AND ADDITIONS MADE During the Current Quarter

1 Loan Number	Location		4 Loan Type	5 Date Acquired	6 Rate of Interest	7 Actual Cost at Time of Acquisition	8 Additional Investment Made After Acquisition	9 Value of Land and Buildings
	2 City	3 State						

# NONE

### SCHEDULE B - PART 3

Showing all Mortgage Loans DISPOSED, Transferred or Repaid During the Current Quarter

1 Loan Number	Location		4 Loan Type	5 Date Acquired	6 Disposal Date	7 Book Value/Recorded Investment Excluding Accrued Interest Prior Year	Change in Book Value/Recorded Investment					14 Book Value / Recorded Investment Excluding Accrued Interest on Disposal	15 Consideration	16 Foreign Exchange Gain (Loss) on Disposal	17 Realized Gain (Loss) on Disposal	18 Total Gain (Loss) on Disposal
	2 City	3 State					8 Unrealized Valuation Increase (Decrease)	9 Current Year's (Amortization) / Accretion	10 Current Year's Other-Than-Temporary Impairment Recognized	11 Capitalized Deferred Interest and Other	12 Total Change in Book Value (8 + 9 - 10 + 11)					
<b>Mortgages With Partial Repayments</b>																
Scheduled Repayments.....													677,207	677,207	0	0
0299999. Total - Mortgages With Partial Repayments.....						0	0	0	0	0	0	0	677,207	677,207	0	0
0599999. Total Mortgages.....						0	0	0	0	0	0	0	677,207	677,207	0	0

QE02

**SCHEDULE BA - PART 2**

Showing Other Long-Term Invested Assets ACQUIRED AND ADDITIONS MADE During the Current Quarter

1	2	Location		5	6	7	8	9	10	11	12	13	
		3	4										
CUSIP Identification	Name or Description	City	State	Name of Vendor or General Partner	NAIC Designation	Date Originally Acquired	Type and Strategy	Actual Cost at Time of Acquisition	Additional Investment Made after Acquisition	Amount of Encumbrances	Commitment for Additional Investment	Percentage of Ownership	
<b>Fixed or Variable Interest Rate Investments That Have Underlying Characteristics of Bonds - Affiliated</b>													
59219# 10 9	Metropolitan Money Market Pools	New York	NY	Various	1	03/31/2016			11,263,796				
999. Total - Fixed or Variable Interest Rate Investments That Have Underlying Characteristics of Bonds - Affiliated									0	11,263,796	0	0	XXX
<b>Joint Venture or Partnership Interests That Have Underlying Characteristics of Common Stocks - Unaffiliated</b>													
	Landmark Equity Partners XIV, L.P.	Simsbury	CT	Landmark		12/19/2008	3		19,955	-	379,046	0.230	
	Odyssey Investment Partners Fund IV, LP	New York	NY	Odyssey Investment Partners		12/23/2008	3		3,752	-	783,683	0.150	
1599999. Total - Joint Venture or Partnership Interests That Have Underlying Characteristics of Common Stocks - Unaffiliated									0	23,707	0	1,162,729	XXX
4499999. Subtotal - Unaffiliated									0	23,707	0	1,162,729	XXX
4599999. Subtotal - Affiliated									0	11,263,796	0	0	XXX
4699999. Totals									0	11,287,503	0	1,162,729	XXX

QE03

**SCHEDULE BA - PART 3**

Showing Other Long-Term Invested Assets DISPOSED, Transferred or Repaid During the Current Quarter

1	2	Location		5	6	7	8	Changes in Book/Adjusted Carrying Value						15	16	17	18	19	20	
		3	4					9	10	11	12	13	14							
CUSIP Identification	Name or Description	City	State	Name of Purchaser or Nature of Disposal	Date Originally Acquired	Disposal Date	Book/Adjusted Carrying Value Less Encumbrances, Prior Year	Unrealized Valuation Increase (Decrease)	Current Year's (Depreciation) or (Amortization) / Accretion	Current Year's Other-Than-Temporary Impairment Recognized	Capitalized Deferred Interest and Other	Total Change in B./A.C.V. (9+10-11+12)	Total Foreign Exchange Change in B./A.C.V.	Book/Adjusted Carrying Value Less Encumbrances on Disposal	Consideration	Foreign Exchange Gain (Loss) on Disposal	Realized Gain (Loss) on Disposal	Total Gain (Loss) on Disposal	Investment Income	
<b>Joint Venture or Partnership Interests That Have Underlying Characteristics of Common Stocks - Unaffiliated</b>																				
	Landmark Equity Partners XIV, L.P.	Simsbury	CT	Normal Distributions and/or adjustments	12/19/2008	03/31/2016	102,081	-	-	-	-	0	-	102,081	102,081			0	0	0
1599999. Total - Joint Venture or Partnership Interests That Have Underlying Characteristics of Common Stocks - Unaffiliated							102,081	0	0	0	0	0	0	102,081	102,081	0	0	0	0	0
4499999. Subtotal - Unaffiliated							102,081	0	0	0	0	0	0	102,081	102,081	0	0	0	0	0
4699999. Totals							102,081	0	0	0	0	0	0	102,081	102,081	0	0	0	0	0

## SCHEDULE D - PART 3

Show all Long-Term Bonds and Stock Acquired During the Current Quarter

1	2	3	4	5	6	7	8	9	10
CUSIP Identification	Description	Foreign	Date Acquired	Name of Vendor	Number of Shares of Stock	Actual Cost	Par Value	Paid for Accrued Interest and Dividends	NAIC Designation or Market Indicator (a)
<b>Bonds - U.S. Government</b>									
912828 P4 6	UNITED STATES TREASURY 1.625% 02/15/26.....		02/17/2016....	CITIGROUP GLOBAL MARKETS INC/.....		49,015,745	50,000,000	6,696	1.....
0599999. Total Bonds - U.S. Government.....						49,015,745	50,000,000	6,696	XXX
<b>Bonds - All Other Government</b>									
25714P DJ 4	DOMINICAN REPUBLIC 6.875% 01/29/26.....	F.....	01/22/2016....	DEUTSCHE BANK AG LONDON.....		1,500,000	1,500,000		4FE.....
71654Q BX 9	PETROLEOS MEXICANOS 5.625% 01/23/46.....	F.....	03/28/2016....	Tax Free Exchange.....		3,971,385	4,000,000		2FE.....
1099999. Total Bonds - All Other Government.....						5,471,385	5,500,000	0	XXX
<b>Bonds - U.S. Special Revenue and Special Assessment</b>									
3136AM Q3 6	FANNIE MAE FNMA_15-15 3.500% 01/01/38.....		03/17/2016....	BNP PARIBAS.....		8,753,964	8,253,590	16,851	1.....
3137AL XC 8	FREDDIE MAC FHLMC_3996 3.500% 02/01/42.....		03/01/2016....	Interest Capitalization.....		100,336	100,336		1.....
3137BM TM 8	FREDDIE MAC FHLMC_4548 3.500% 11/01/35.....		03/17/2016....	WELLS FARGO & CO.....		9,736,100	9,185,000	18,753	1.....
3138WG A4 6	FEDERAL NATIONAL MORTGAGE ASSO 3.500%.....		01/04/2016....	RBC DOMINION SECURITIES INC.....		20,616,607	19,928,452	23,250	1.....
3199999. Total Bonds - U.S. Special Revenue and Special Assessment.....						39,207,007	37,467,378	58,854	XXX
<b>Bonds - Industrial and Miscellaneous</b>									
00206R DG 4	AT&T INC 6.375% 03/01/41.....		03/21/2016....	Tax Free Exchange.....		2,998,507	3,000,000		2FE.....
03674X AF 3	ANTERO RESOURCES CORP 5.625% 06/01/23.....		03/08/2016....	Tax Free Exchange.....		2,000,000	2,000,000		3FE.....
10552T AF 4	BRF SA 4.750% 05/22/24.....	R.....	03/14/2016....	J.P. MORGAN SEC INC.....		233,125	250,000	3,793	2FE.....
559080 AK 2	MAGELLAN MIDSTREAM PARTNERS LP 5.000%.....		02/22/2016....	BARCLAYS CAPITAL INC.....		7,490,625	7,500,000		2FE.....
61766L BS 7	MORGAN STANLEY BAML TRUST MSBA 3.753%.....		02/12/2016....	BANK OF AMERICA N.A.....		6,974,739	6,772,000	16,000	1FE.....
64110L AL 0	NETFLIX INC 5.875% 02/15/25.....		02/09/2016....	Tax Free Exchange.....		1,000,000	1,000,000		4FE.....
651229 AW 6	NEWELL RUBBERMAID INC 4.200% 04/01/26.....		03/18/2016....	GOLDMAN SACHS & COMPANY.....		997,980	1,000,000		2FE.....
771196 BK 7	ROCHE HOLDINGS INC 2.625% 05/15/26.....		02/22/2016....	CITIGROUP GLOBAL MARKETS INC/.....		4,950,200	5,000,000		1FE.....
785592 AM 8	SABINE PASS LIQUEFACTION LLC 5.625% 03.....		01/14/2016....	Tax Free Exchange.....		1,000,000	1,000,000		3FE.....
87612B AT 9	TARGA RESOURCES PARTNERS LP 5.000% 01/.....		01/22/2016....	Tax Free Exchange.....		467,536	467,536		3FE.....
96221Q AG 8	WF-RBS COMMERCIAL MORTGAGE TRU Bonds Cor.....		01/22/2016....	Tax Free Exchange.....		(3,715)		(2,861)	1FM.....
96221Q AJ 2	WF-RBS COMMERCIAL MORTGAGE TRU Bonds Cor.....		01/22/2016....	Tax Free Exchange.....		(3,662)		(3,158)	1FM.....
96221Q AK 9	WF-RBS COMMERCIAL MORTGAGE TRU Bonds Cor.....		01/22/2016....	Tax Free Exchange.....		(1,831)		(1,579)	1FM.....
000000 00 0	CHARGER OPKO BV 07/23/21.....	F.....	01/01/2016....	Tax Free Exchange.....		1,914,346	1,940,003		3FE.....
3899999. Total Bonds - Industrial and Miscellaneous.....						30,017,850	29,929,539	12,195	XXX
8399997. Total Bonds - Part 3.....						123,711,987	122,896,917	77,745	XXX
8399999. Total Bonds.....						123,711,987	122,896,917	77,745	XXX
9999999. Total Bonds, Preferred and Common Stocks.....						123,711,987	XXX	77,745	XXX

QE04

(a) For all common stock bearing the NAIC market indicator "U" provide: the number of such issues:.....0.

## SCHEDULE D - PART 4

Show All Long-Term Bonds and Stock Sold, Redeemed or Otherwise Disposed of During the Current Quarter

1	2	3	4	5	6	7	8	9	10	Change in Book/Adjusted Carrying Value					16	17	18	19	20	21	22
										11	12	13	14	15							
CUSIP Identification	Description	F o r e i g n	Disposal Date	Name of Purchaser	Number of Shares of Stock	Consideration	Par Value	Actual Cost	Prior Year Book/Adjusted Carrying Value	Unrealized Valuation Increase/(Decrease)	Current Year's (Amortization)/Accretion	Current Year's Other-Than-Temporary Impairment Recognized	Total Change in B./A.C.V. (11+12-13)	Total Foreign Exchange Change in B./A.C.V.	Book/Adjusted Carrying Value at Disposal Date	Foreign Exchange Gain (Loss) on Disposal	Realized Gain (Loss) on Disposal	Total Gain (Loss) on Disposal	Bond Interest / Stock Dividends Received During Year	Stated Contractual Maturity Date	NAIC Designation or Market Indicator (a)
<b>Bonds - U.S. Government</b>																					
36202E T3 3	GOVERNMENT NATIONAL MORTGAGE A 6.000%...		03/01/2016	Paydown.....		74,661	74,661	75,851	75,648		(987)		(987)		74,661			0	737	06/20/2038...	1.....
912828 P4 6	UNITED STATES TREASURY 1.625% 02/15/26.....		03/14/2016	CITIGROUP GLOBAL MARKETS INC/		48,462,771	50,000,000	49,015,745		6,445		6,445		49,022,190		(559,419)	(559,419)	64,732	02/15/2026...	1.....	
0599999. Total Bonds - U.S. Government.....						48,537,432	50,074,661	49,091,596	75,648	0	5,458	0	5,458	0	49,096,851	0	(559,419)	(559,419)	65,469	XXX	XXX
<b>Bonds - All Other Government</b>																					
25714P BY 3	DOMINICAN REPUBLIC 5.875% 04/18/24.....	F	01/22/2016	DEUTSCHE BANK AG LONDON.....		1,440,000	1,500,000	1,547,500	1,542,000		(348)		(348)		1,541,652		(101,652)	(101,652)	24,234	04/18/2024...	4FE.....
71656L BE 0	PETROLEOS MEXICANOS 5.625% 01/23/46.....	F	03/28/2016	Tax Free Exchange.....		3,971,385	4,000,000	3,970,960	3,973,907		(2,522)		(2,522)		3,971,385			0	112,500	01/23/2046...	2FE.....
1099999. Total Bonds - All Other Government.....						5,411,385	5,500,000	5,518,460	5,515,907	0	(2,870)	0	(2,870)	0	5,513,037	0	(101,652)	(101,652)	136,734	XXX	XXX
<b>Bonds - U.S. Special Revenue and Special Assessment</b>																					
31283H 2Q 7	FEDERAL HOME LOAN MORTGAGE COR 6.500%...		03/01/2016	Paydown.....		22,407	22,407	22,472	22,445		(38)		(38)		22,407			0	233	12/01/2031...	1.....
31283H 2R 5	FEDERAL HOME LOAN MORTGAGE COR 6.500%...		03/01/2016	Paydown.....		11,735	11,735	11,740	11,735				0		11,735			0	110	09/01/2032...	1.....
3128M1 AB 5	FEDERAL HOME LOAN MORTGAGE COR FHLMC 5.0...		03/01/2016	Paydown.....		43,626	43,626	42,522	43,054		572		572		43,626			0	364	08/01/2020...	1.....
3128QS 3S 3	FEDERAL HOME LOAN MORTGAGE COR 5.839%...		03/01/2016	Paydown.....		333	333	334	333				0		333			0	2	03/01/2037...	1.....
3128QS 4Q 6	FEDERAL HOME LOAN MORTGAGE COR 5.767%...		03/01/2016	Paydown.....		79	79	80	79				0		79			0	1	02/01/2037...	1.....
31292H 4K 7	FEDERAL HOME LOAN MORTGAGE COR 6.000%...		03/01/2016	Paydown.....		96,362	96,362	97,084	96,975		(613)		(613)		96,362			0	1,005	12/01/2033...	1.....
31371L CD 9	FEDERAL NATIONAL MORTGAGE ASSO 5.000%...		03/01/2016	Paydown.....		29,007	29,007	28,189	28,271		736		736		29,007			0	230	09/01/2033...	1.....
31371M CF 2	FEDERAL NATIONAL MORTGAGE ASSO 5.500%...		03/01/2016	Paydown.....		37,463	37,463	36,202	36,313		1,150		1,150		37,463			0	340	07/01/2035...	1.....
3138WG A4 6	FEDERAL NATIONAL MORTGAGE ASSO 3.500%...		03/01/2016	Paydown.....		243,368	243,368	251,772		(8,404)		(8,404)		243,368			0	1,103	12/01/2045...	1.....	
31403C WF 4	FEDERAL NATIONAL MORTGAGE ASSO 4.500%...		03/01/2016	Paydown.....		143,211	143,211	132,851	134,626		8,585		8,585		143,211			0	1,107	09/01/2035...	1.....
31411U HN 4	FEDERAL NATIONAL MORTGAGE ASSO 5.733%...		03/01/2016	Paydown.....		10,573	10,573	10,667	10,573				0		10,573			0	51	03/01/2037...	1.....
31414E RC 0	FEDERAL NATIONAL MORTGAGE ASSO 6.000%...		03/01/2016	Paydown.....		23,702	23,702	23,787	23,761		(59)		(59)		23,702			0	235	07/01/2038...	1.....
3199999. Total Bonds - U.S. Special Revenue and Special Assessment.....						661,866	661,866	657,700	408,165	0	1,929	0	1,929	0	661,866	0	0	0	4,781	XXX	XXX
<b>Bonds - Industrial and Miscellaneous</b>																					
00115* AA 0	AES ILUMINA LLC 6.000% 03/26/32.....		03/31/2016	Redemption 100.0000.....		37,459	37,459	37,459	37,459				0		37,459			0	568	03/26/2032...	3.....
00485X A* 2	ACOSTA HOLDCO INC 09/26/21.....		02/11/2016	Redemption 100.0000.....		889	889	879	880		9		9		889			0	10	09/26/2021...	4FE.....
00971Y AF 7	AKBANK TAS 5.125% 03/31/25.....	F	01/13/2016	BARCLAYS BANK PLC.....		460,000	500,000	460,000	460,927		199		199		461,126		(1,126)	(1,126)	7,759	03/31/2025...	2FE.....
02209S AP 8	ALTRIA GROUP INC 2.950% 05/02/23.....		01/04/2016	BARCLAYS CAPITAL INC.....		2,439,000	2,500,000	2,477,550	2,477,992		44		44		2,478,037		(39,037)	(39,037)	13,316	05/02/2023...	2FE.....
03235# AA 5	AMWINS GROUP INC 02/20/20.....		03/31/2016	Redemption 100.0000.....		2,496	2,496	2,515	2,519		(23)		(23)		2,496			0	33	02/20/2020...	4FE.....
03674X AD 8	ANTERO RESOURCES CORP 5.625% 06/01/23.....		03/08/2016	Tax Free Exchange.....		2,000,000	2,000,000	2,000,000	2,000,000				0		2,000,000			0		06/01/2023...	3FE.....
07324F AC 4	BAYVIEW FINANCIAL ACQUISITION 6.831% 0.....		03/01/2016	Paydown.....		103,938	103,938	84,336	86,556		17,382		17,382		103,938			0	633	08/01/2047...	1FM.....

QE05

### SCHEDULE D - PART 4

Show All Long-Term Bonds and Stock Sold, Redeemed or Otherwise Disposed of During the Current Quarter

1	2	3	4	5	6	7	8	9	10	Change in Book/Adjusted Carrying Value					16	17	18	19	20	21	22
										11	12	13	14	15							
CUSIP Identification	Description	Disposal Date	Name of Purchaser	Number of Shares of Stock	Consideration	Par Value	Actual Cost	Prior Year Book/Adjusted Carrying Value	Unrealized Valuation Increase/(Decrease)	Current Year's (Amortization)/Accretion	Current Year's Other-Than-Temporary Impairment Recognized	Total Change in B./A.C.V. (11+12-13)	Total Foreign Exchange Change in B./A.C.V.	Book/Adjusted Carrying Value at Disposal Date	Foreign Exchange Gain (Loss) on Disposal	Realized Gain (Loss) on Disposal	Total Gain (Loss) on Disposal	Bond Interest / Stock Dividends Received During Year	Stated Contractual Maturity Date	NAIC Designation or Market Indicator (a)	
073879 VF 2	BEAR STEARNS ASSET BACKED SECU 0.873%.....	03/25/2016.	Paydown.....		278,103	278,103	244,426	261,719		16,384		16,384		278,103			0	430	05/25/2035	1FM.....	
09531@ AA 5	BLUE BUFFALO CO LTD 08/07/19.....	03/31/2016.	Redemption 100.0000.....		2,475	2,475	2,434	2,447		28		28		2,475			0	23	08/07/2019	3FE.....	
10552T AE 7	BRF SA 3.95% 5/22/2023 3.950% 05/22/23.....	R 03/14/2016.	J.P. MORGAN SEC INC.....		231,250	250,000	232,875	233,574		387		387		233,961		(2,711)	(2,711)	3,155	05/22/2023	2FE.....	
10920@ AC 8	BRIGHT HOUSE NETWORKS LLC 7.250% 01/25.....	01/25/2016.	Maturity.....		3,000,000	3,000,000	3,000,000	3,000,000				0		3,000,000			0	108,750	01/25/2016	1.....	
12624X AM 0	COMM MORTGAGE TRUST COMM13-CR6 3.147%.....	02/12/2016.	DEUTSCHE BANK SECURITIES INC.....		3,756,152	3,750,000	3,760,999	3,760,948		(241)		(241)		3,760,707		(4,555)	(4,555)	25,242	03/01/2046	1FM.....	
12648E AJ 1	CSMC_14-2R 3.000% 05/01/36.....	03/01/2016.	Paydown.....		195,859	195,859	177,252	178,929		16,930		16,930		195,859			0	822	05/01/2036	1FM.....	
12648E AN 2	CSMC_14-2R 3.000% 05/01/36.....	03/01/2016.	Paydown.....			49,984	10,844	12,302		(12,302)		(12,302)					0	207	05/01/2036	1FM.....	
12648G BN 6	CREDIT SUISSE MORTGAGE TRUST C 0.570%.....	03/27/2016.	Paydown.....		165,768	165,768	152,507	155,720		10,048		10,048		165,768			0	130	03/27/2037	1FM.....	
126650 BP 4	CVS PASSTHROUGH TRUST 6.036% 12/10/28.....	03/10/2016.	Redemption 100.0000.....		4,773	4,773	4,722	4,740		33		33		4,773			0	48	12/10/2028	2FE.....	
126650 BV 1	CVS PASSTHROUGH TRUST CVS PASS-THROUGH T.....	03/10/2016.	Redemption 100.0000.....		45,217	45,217	45,217	45,217				0		45,217			0	436	01/10/2033	2FE.....	
12674@ AA 6	CVS PASSTHROUGH TRUST 4.016% 08/10/35.....	03/10/2016.	Redemption 100.0000.....		13,282	13,282	13,282	13,282				0		13,282			0	89	08/10/2035	2.....	
165167 CQ 8	CHESAPEAKE ENERGY CORPORATION 8.000% 1.....	03/07/2016.	BARCLAYS CAPITAL INC.....		108,205	207,000	99,360	99,526		1,259		1,259		100,785		7,420	7,420	3,510	12/15/2022	5FE.....	
171798 AB 7	CIMAREX ENERGY CO. 5.875% 05/01/22.....	01/27/2016.	SUNTRUST ROBINSON HUMPHREY.....		164,063	175,000	175,000	175,000				0		175,000		(10,938)	(10,938)	2,570	05/01/2022	2FE.....	
20605P AD 3	CONCHO RESOURCES INC 5.500% 10/01/22.....	02/16/2016.	BARCLAYS CAPITAL INC.....		152,250	175,000	175,000	175,000				0		175,000		(22,750)	(22,750)	3,690	10/01/2022	3FE.....	
20605P AE 1	CONCHO RESOURCES INC CONCHO RESOURCES IN.....	02/11/2016.	GOLDMAN SACHS & COMPANY.....		832,500	1,000,000	1,000,000	1,000,000				0		1,000,000		(167,500)	(167,500)	20,587	04/01/2023	3FE.....	
233046 AD 3	DB MASTER FINANCE LLC DNKN_15- 3.980%.....	02/20/2016.	Paydown.....		25,000	25,000	25,000	25,000				0		25,000			0	249	02/20/2045	2AM.....	
25459H AZ 8	DIRECTV HOLDINGS LLC DIRECTV FI 6.375% 03.....	03/21/2016.	Tax Free Exchange.....		2,998,507	3,000,000	2,998,470	2,998,502		5		5		2,998,507			0	95,625	03/01/2041	2FE.....	
256677 AC 9	DOLLAR GENERAL CORPORATION 3.250% 04/1.....	03/21/2016.	BARCLAYS CAPITAL INC.....		988,290	1,000,000	929,495	942,182		1,544		1,544		943,726		44,564	44,564	14,354	04/15/2023	2FE.....	
29248D AA 0	ENA NORTE TRUST 4.950% 04/25/28.....	R 01/25/2016.	Redemption 100.0000.....		172,978	172,978	174,104	173,733		(754)		(754)		172,978			0	2,141	04/25/2023	3AM.....	
362256 AC 3	GSAA HOME EQUITY TRUST GSAA_06 0.673%.....	03/25/2016.	Paydown.....		114,812	114,812	64,120	64,458		50,354		50,354		114,812			0	128	10/25/2036	1FM.....	
44043V AD 0	HORIZON PHARMA INC 04/29/21.....	03/31/2016.	Redemption 100.0000.....		627	627	597	597		29		29		627			0	7	04/29/2021	3FE.....	
44701P AV 6	HUNTSMAN INTERNATIONAL LLC 10/0.....	03/31/2016.	Redemption 100.0000.....		7,500	7,500	7,521	7,515		(15)		(15)		7,500			0	47	10/01/2021	3FE.....	
45661@ AE 3	INEOS US FINANCE LLC 05/04/18.....	03/31/2016.	Redemption 100.0000.....		6,075	6,075	6,075	6,075				0		6,075			0	58	05/04/2018	3FE.....	
45824T AE 5	INTELSAT JACKSON HOLDINGS SA INTELSAT JA.....	F 03/09/2016.	Various.....		679,960	893,000	891,884	892,475		25		25		892,499		(212,539)	(212,539)	27,516	04/01/2019	4FE.....	
485260 BH 5	KANSAS GAS AND ELECTRIC COMPAN 5.647%.....	02/16/2016.	Call 100.0000.....		1,607,819	1,607,819	1,584,837	1,599,022		8,797		8,797		1,607,819			0	34,552	03/29/2021	1FE.....	
501044 CS 8	KROGER CO THE 3.850% 08/01/23.....	01/06/2016.	GOLDMAN SACHS & COMPANY.....		11,415,470	11,000,000	11,375,254	11,371,251		(1,144)		(1,144)		11,370,107		45,363	45,363	188,222	08/01/2023	2FE.....	
50152# AC 1	KT REAL ESTATE HOLDINGS LLC 3.580% 05/.....	02/24/2016.	Redemption 100.0000.....		23,660	23,660	23,660	23,660				0		23,660			0	212	05/24/2035	2.....	
52518R CC 8	LSSC_05-1 0.775% 09/26/45.....	03/26/2016.	Paydown.....		225,215	225,215	199,860	204,617		20,598		20,598		225,215			0	276	09/26/2045	1FM.....	
52524P AA 0	LEHMAN XS TRUST LXS_07-6 2.131% 05/01.....	03/01/2016.	Paydown.....		110,367	230,136	130,342	147,308		(36,941)		(36,941)		110,367			0	750	05/01/2037	1FM.....	
552081 AG 6	LYONDELLBASELL INDUSTRIES NV 5.000% 04.....	R 01/04/2016.	SOCIETE GENERALE.....		1,063,390	1,000,000	1,116,875	1,062,481		(323)		(323)		1,062,157		1,233	1,233	11,389	04/15/2019	2FE.....	

QE05.1

### SCHEDULE D - PART 4

Show All Long-Term Bonds and Stock Sold, Redeemed or Otherwise Disposed of During the Current Quarter

QE052

1	2	3	4	5	6	7	8	9	10	Change in Book/Adjusted Carrying Value					16	17	18	19	20	21	22
										11	12	13	14	15							
CUSIP Identification	Description	Disposal Date	Name of Purchaser	Number of Shares of Stock	Consideration	Par Value	Actual Cost	Prior Year Book/Adjusted Carrying Value	Unrealized Valuation Increase/(Decrease)	Current Year's (Amortization)/ Accretion	Current Year's Other-Than-Temporary Impairment Recognized	Total Change in B./A.C.V. (11+12-13)	Total Foreign Exchange Change in B./A.C.V.	Book/Adjusted Carrying Value at Disposal Date	Foreign Exchange Gain (Loss) on Disposal	Realized Gain (Loss) on Disposal	Total Gain (Loss) on Disposal	Bond Interest / Stock Dividends Received During Year	Stated Contractual Maturity Date	NAIC Designation or Market Indicator (a)	
61751J	AK 7 MORGAN STANLEY MORTGAGE LOAN T 5.960%...	03/01/2016	Paydown.....		100,418	100,418	76,835	72,281		28,137		28,137		100,418		0	0	695	02/01/2047	1FM.....	
629377	BY 7 NRG ENERGY INC 6.250% 05/01/24.....	03/01/2016	BANK OF AMERICA N.A.....		120,585	143,000	143,000	143,000				0		143,000		(22,415)	(22,415)	3,045	05/01/2024	4FE.....	
63861H	AL 2 NSMLT_13-A 5.618% 12/01/52.....	03/01/2016	Paydown.....		295,350	295,350	315,463	315,268		(19,918)		(19,918)		295,350		0	0	3,047	12/01/2052	1FM.....	
64110L	AK 2 NETFLIX INC 5.875% 02/15/25.....	02/09/2016	Tax Free Exchange.....		1,000,000	1,000,000	1,000,000	1,000,000				0		1,000,000		0	0	0	02/15/2025	4FE.....	
643529	AB 6 NEW CENTURY ALTERNATIVE MORTGA 5.471%...	03/01/2016	Paydown.....		129,244	129,244	84,978	70,627		58,617		58,617		129,244		0	0	517	10/01/2036	1FM.....	
651290	AQ 1 NEWFIELD EXPL CO 5.625% 07/01/24.....	02/08/2016	JP MORGAN SECURITIES LTD LDN.....		400,000	500,000	500,000	500,000				0		500,000		(100,000)	(100,000)	17,188	07/01/2024	3FE.....	
67053N	AC 8 MONITRON INTL 03/26/22.....	03/31/2016	Redemption 100.0000.....		425	425	423	423		2		2		425		0	0	5	03/26/2022	4FE.....	
70583#	AJ 3 PELICAN PRODUCTS INC 04/08/20.....	02/18/2016	Redemption 100.0000.....		5,493	5,493	5,535	5,524		(31)		(31)		5,493		0	0	39	04/08/2020	4FE.....	
72165N	AR 0 PILOT TRAVEL CENTERS LLC 10/03/.....	03/31/2016	Redemption 100.0000.....		940	940	932	932		8		8		940		0	0	9	10/03/2021	3FE.....	
74958E	AS 5 RESIDENTIAL ASSET SECURITIES C 5.750%.....	03/01/2016	Paydown.....		180,854	235,425	209,342	208,621		(27,767)		(27,767)		180,854		0	0	2,048	12/01/2036	1FM.....	
761713	BF 2 REYNOLDS AMERICAN INC 4.000% 06/12/22.....	01/04/2016	BANK OF AMERICA N.A.....		3,397,485	3,250,000	3,416,205	3,412,519		(376)		(376)		3,412,144		(14,659)	(14,659)	9,028	06/12/2022	2FE.....	
771196	AS 1 ROCHE HOLDINGS INC 6% 6.000% 03/01/19.....	03/24/2016	DIRECT.....		1,003,313	1,009,000	993,139	1,002,915		398		398		1,003,313		0	0	34,138	03/01/2019	1FE.....	
785592	AK 2 SABINE PASS LIQUEFACTION LLC 5.625% 03.....	01/14/2016	Tax Free Exchange.....		1,000,000	1,000,000	1,000,000	1,000,000				0		1,000,000		0	0	0	03/01/2025	3FE.....	
81675K	AD 1 SEMINOLE TRIBE OF FLORIDA 04/20.....	03/31/2016	Redemption 100.0000.....		28,226	28,226	28,194	28,200		26		26		28,226		0	0	214	04/20/2020	3FE.....	
81810#	AA 4 SEVENTY SEVEN ENERGY INCF52418.....	03/31/2016	Redemption 100.0000.....		625	625	628	627		(2)		(2)		625		0	0	6	06/25/2021	5FE.....	
82926#	AF 2 SINCLAIR TELEVISION GROUP INC 0.....	03/31/2016	Redemption 100.0000.....		1,250	1,250	1,247	1,247		3		3		1,250		0	0	11	07/31/2021	3FE.....	
86880#	AD 2 SURGERY CENTER HOLDINGS INC 07.....	03/31/2016	Redemption 100.0000.....		125,765	125,765	124,508	124,542		1,223		1,223		125,765		0	0	3,415	07/24/2021	5FE.....	
87407P	AE 0 TAL ADVANTAGE LLC TAL_13-2A 3.550% 11/.....	03/20/2016	Paydown.....		100,000	100,000	99,957	99,978		22		22		100,000		0	0	592	11/20/2038	1FE.....	
87612B	AS 1 TARGA RESOURCES OPERATING LP 5.000% 01.....	01/22/2016	Tax Free Exchange.....		467,536	467,536	467,536	467,536				0		467,536		0	0	11,688	01/15/2018	3FE.....	
87612B	AT 9 TARGA RESOURCES PARTNERS LP 5.000% 01.....	02/17/2016	Various.....		381,427	467,536	467,536	467,536				0		467,536		(86,109)	(86,109)	2,283	01/15/2018	3FE.....	
88031N	AA 5 TENASKA ALABAMA Tenaska Alabama Partners.....	03/30/2016	Redemption 100.0000.....		3,808	3,808	3,860	3,831		(23)		(23)		3,808		0	0	67	06/30/2021	3FE.....	
88031R	AA 6 TENASKA ALABAMA 6.125% 03/30/23.....	03/30/2016	Redemption 100.0000.....		66,263	66,263	67,778	67,017		(754)		(754)		66,263		0	0	1,015	03/30/2023	2FE.....	
881609	AZ 4 TESORO CORP 5.375% 10/01/22.....	02/11/2016	BANK OF AMERICA N.A.....		443,750	500,000	500,000	500,000				0		500,000		(56,250)	(56,250)	10,153	10/01/2022	3FE.....	
91818*	AA 9 FEDERAL FUNDING GROUP LLC 5.320% 03/07.....	03/07/2016	Redemption 100.0000.....		62,448	62,448	62,448	62,448				0		62,448		0	0	555	03/07/2033	1.....	
92939K	AG 3 WF-RBS COMMERCIAL MORTGAGE TRU 3.931%...	02/12/2016	MORGAN STANLEY & CO.....		3,102,539	3,000,000	3,171,563	3,160,937		(2,204)		(2,204)		3,158,733		(56,194)	(56,194)	25,224	11/01/2047	1FM.....	
94978#	AN 7 COMMONWEALTH EDISON 6.690% 06/15/17.....	03/15/2016	Redemption 100.0000.....		13,456	13,456	13,456	13,456				0		13,456		0	0	150	05/15/2017	2.....	
96221Q	AL 7 WF-RBS COMMERCIAL MORTGAGE TRU 4.654%...	01/19/2016	Tax Free Exchange.....									0				0	0	(16,806)	12/15/2046	1FM.....	
984121	BP 7 XEROX CORPORATION 6.400% 03/15/16.....	03/15/2016	Maturity.....		600,000	600,000	596,478	599,904		96		96		600,000		0	0	19,200	03/15/2016	2FE.....	
000000	00 0 CHARGER OPKO BV 07/23/21.....	F 03/03/2016	Various.....		2,055,058	2,080,715	2,040,054	1,914,301		1,906		1,906		2,055,058		0	0	0	07/23/2021	3FE.....	
L0426@	AA 9 AWAS FINANCE LUXEMBOURG 2012 07.....	R 01/19/2016	Redemption 100.0000.....		13,468	13,468	13,502	13,484		(16)		(16)		13,468		0	0	124	07/16/2018	3FE.....	
N8879#	AC 6 TRONOX INC 03/19/20.....	12/31/2015	Redemption 100.0000.....		12,556	12,556	12,558	12,613		(57)		(57)		12,556		0	0	0	03/19/2020	4FE.....	
P7077@	AH 7 Nassau Air Dev 6.340% 03/30/35.....	F 03/31/2016	Redemption 100.0000.....		16,250	16,250	16,250	16,250				0		16,250		0	0	258	03/30/2035	2FE.....	
P7077@	AK 0 Nassau Air Dev 6.440% 06/30/35.....	F 03/30/2016	Redemption 100.0000.....		18,750	18,750	18,750	18,750				0		18,750		0	0	302	06/30/2035	2FE.....	
Q2096*	AB 9 CARDNO HOLDINGS PTY LTD 4.150% 08/15/2.....	B 02/16/2016	Redemption 100.0000.....		18,336	18,336	18,336	18,336				0		18,336		0	0	383	08/15/2024	3.....	



### SCHEDULE D - PART 4

Show All Long-Term Bonds and Stock Sold, Redeemed or Otherwise Disposed of During the Current Quarter

1	2	3	4	5	6	7	8	9	10	Change in Book/Adjusted Carrying Value					16	17	18	19	20	21	22	
										11	12	13	14	15								
CUSIP Identification	Description	For e i g n	Disposal Date	Name of Purchaser	Number of Shares of Stock	Consideration	Par Value	Actual Cost	Prior Year Book/Adjusted Carrying Value	Unrealized Valuation Increase/ (Decrease)	Current Year's (Amortization)/ Accretion	Current Year's Other-Than- Temporary Impairment Recognized	Total Change in B./A.C.V. (11+12-13)	Total Foreign Exchange Change in B./A.C.V.	Book/Adjusted Carrying Value at Disposal Date	Foreign Exchange Gain (Loss) on Disposal	Realized Gain (Loss) on Disposal	Total Gain (Loss) on Disposal	Bond Interest / Stock Dividends Received During Year	Stated Contractual Maturity Date	NAIC Design- ation or Market Indicator (a)	
3899999	Total Bonds - Industrial and Miscellaneous					48,598,967	49,030,348	49,155,242	48,559,180	0	131,602	0	131,602	0	49,297,169	0	(698,203)	(698,203)	696,127		XXX	XXX
8399997	Total Bonds - Part 4					103,209,650	105,266,875	104,422,998	54,558,900	0	136,119	0	136,119	0	104,568,923	0	(1,359,274)	(1,359,274)	903,111		XXX	XXX
8399999	Total Bonds					103,209,650	105,266,875	104,422,998	54,558,900	0	136,119	0	136,119	0	104,568,923	0	(1,359,274)	(1,359,274)	903,111		XXX	XXX
9999999	Total Bonds, Preferred and Common Stocks					103,209,650	XXX	104,422,998	54,558,900	0	136,119	0	136,119	0	104,568,923	0	(1,359,274)	(1,359,274)	903,111		XXX	XXX

(a) For all common stock bearing the NAIC market indicator "U" provide: the number of such issues:.....0.

**SCHEDULE DB - PART A - SECTION 1**

Showing all Options, Caps, Floors, Collars, Swaps and Forwards Open as of Current Statement Date

1	2	3	4	5	6	7	8	9	10	11	12	13	14	15	16	17	18	19	20	21	22	23
Description	Description of Items(s) Hedged, Used for Income Generation or Replicated	Schedule / Exhibit Identifier	Type(s) of Risk(s) (a)	Exchange, Counterparty or Central Clearinghouse	Trade Date	Date of Maturity or Expiration	Number of Contracts	Notional Amount	Strike Price, Rate of Index Received (Paid)	Cumulative Prior Year(s) Initial Cost of Premium (Received) Paid	Current Year Initial Cost of Premium (Received) Paid	Current Year Income	Book/Adjusted Carrying Value	Code	Fair Value	Unrealized Valuation Increase (Decrease)	Total Foreign Exchange Change in B./A.C.V.	Current Year's (Amortization) / Accretion	Adjustment to Carrying Value of Hedged Items	Potential Exposure	Credit Quality of Reference Entity	Hedge Effectiveness at Inception and at Year-end (b)
<b>Swaps - Hedging Effective - Foreign Exchange</b>																						
Currency swap - Rec fixed USD [Pay fixed EUR]	D2736#AJ8 FRITZ DRAXLMAIER GMBH & CO KG	D 1.....	Currency	Citibank N A.....	E57ODZWWZFF32TWEFA76.	.02/21/2014	.04/02/2021	- ..... 2,058,000	4.7160% [3.5700%].....	- ..... -	- ..... -	8,303	348,675		343,084	- ..... (79,875)	- ..... -	- ..... -	- ..... -	23,028		100/100.....
Currency swap - Rec fixed USD [Pay fixed EUR]	G2616#AB7 DCC TREASURY 2014 LTD	D 1.....	Currency	BNP Paribas.....	R0MUWSPU8MPRO8K5P83	.03/20/2014	.05/21/2021	- ..... 13,771,000	4.2380% [3.0000%].....	- ..... -	- ..... -	58,662	2,375,500		2,351,486	- ..... (532,500)	- ..... -	- ..... -	- ..... -	156,143		100/100.....
Currency swap - Rec fixed USD [Pay fixed EUR]	L8367#AC7 SHURGARD LUXEMBOURG SARL CB 3.26%	D 1.....	Currency	BNP Paribas.....	R0MUWSPU8MPRO8K5P83	.06/25/2014	.07/24/2026	- ..... 8,302,497	4.7400% [3.2600%].....	- ..... -	- ..... -	41,825	1,362,638		1,453,296	- ..... (324,293)	- ..... -	- ..... -	- ..... -	133,361		100/100.....
Currency swap - Rec fixed USD [Pay fixed EUR]	N7334#AJ2 Wereldhave N.V. 3.06% 7/2026	D 1.....	Currency	BNP Paribas.....	R0MUWSPU8MPRO8K5P83	.07/01/2014	.07/23/2026	- ..... 9,578,100	4.5270% [3.0600%].....	- ..... -	- ..... -	48,401	1,601,250		1,687,072	- ..... (372,750)	- ..... -	- ..... -	- ..... -	153,831		100/100.....
Currency swap - Rec fixed USD [Pay fixed EUR]	X2145*AA4 Elenia Finance 20y 7/30/2034	D 1.....	Currency	Citibank N A.....	E57ODZWWZFF32TWEFA76.	.07/25/2014	.07/30/2034	- ..... 2,016,150	5.1000% [3.6010%].....	- ..... -	- ..... -	10,525	306,825		334,723	- ..... (79,875)	- ..... -	- ..... -	- ..... -	43,174		100/100.....
Currency swap - Rec fixed USD [Pay fixed EUR]	59010QAAA MERLIN ENTERTAINMENTS PLC	D 1.....	Currency	Citibank N A.....	E57ODZWWZFF32TWEFA76.	.03/13/2015	.03/15/2022	- ..... 524,750	4.9860% [2.7500%].....	- ..... -	- ..... -	2,603	(45,025)		(45,244)	- ..... (26,625)	- ..... -	- ..... -	- ..... -	6,405		100/100.....
Currency swap - Rec fixed USD [Pay fixed EUR]	X7360WAJ1 ROMANIA REPUBLIC OF...	D 1.....	Currency	Citibank N A.....	E57ODZWWZFF32TWEFA76.	.10/22/2015	.10/29/2025	- ..... 1,111,000	4.4975% [2.7500%].....	- ..... -	- ..... -	4,448	(28,550)		(56,145)	- ..... (53,250)	- ..... -	- ..... -	- ..... -	17,199		100/100.....
Currency swap - Rec fixed USD [Pay fixed GBP]	PORTMAN ESTATE FUND 20 (Multiple Cusips)	D 1.....	Currency	Deutsche Bank AG	7LWTFZYICNSX8D621K86...	.02/06/2013	.03/05/2028	- ..... 3,913,000	4.3475% [4.1300%].....	- ..... -	- ..... -	7,519	319,750		290,052	- ..... 91,500	- ..... -	- ..... -	- ..... -	67,597		95/100.....
Currency swap - Rec fixed USD [Pay fixed GBP]	G3646#AC7 FORTH PORTS LTD.....	D 1.....	Currency	Citibank N A.....	E57ODZWWZFF32TWEFA76.	.11/13/2013	.12/05/2031	- ..... 8,152,350	5.4800% [5.0300%].....	- ..... -	- ..... -	20,188	822,120		1,062,288	- ..... 186,660	- ..... -	- ..... -	- ..... -	161,462		100/98.....
Currency swap - Rec fixed USD [Pay fixed GBP]	Pending Settlement - Anglian Water.....	N/A.....	Currency	Citibank N A.....	E57ODZWWZFF32TWEFA76.	.03/03/2016	.10/15/2023	- ..... 4,942,000	4.1490% [3.5370%].....	- ..... -	- ..... -	-	(88,550)		43,517	- ..... (88,550)	- ..... -	- ..... -	- ..... -	67,875		100/100.....
Currency swap - Rec fixed USD [Pay fixed JPY]	J7660*AA4 ST. JUDE MEDICAL JAPAN.	D 1.....	Currency	Citibank N A.....	E57ODZWWZFF32TWEFA76.	.03/19/2010	.04/28/2017	- ..... 3,600,000	4.3160% [1.5800%].....	- ..... -	- ..... -	26,874	702,896		769,759	- ..... (190,258)	- ..... -	- ..... -	- ..... -	18,678		100/100.....
Currency swap - Rec fixed USD [Pay fixed JPY]	J7660*AB2 ST. JUDE MEDICAL JAPAN.	D 1.....	Currency	Citibank N A.....	E57ODZWWZFF32TWEFA76.	.03/19/2010	.04/28/2020	- ..... 3,750,000	4.8600% [2.0400%].....	- ..... -	- ..... -	29,464	732,183		914,579	- ..... (198,186)	- ..... -	- ..... -	- ..... -	37,871		100/100.....
Currency swap - Rec fixed USD [Pay fixed JPY]	886547D*6 TIFFANY & CO.....	D 1.....	Currency	Citibank N A.....	E57ODZWWZFF32TWEFA76.	.03/22/2010	.09/01/2016	- ..... 12,071,071	4.5550% [1.7200%].....	- ..... -	- ..... -	93,107	2,399,822		2,507,426	- ..... (635,129)	- ..... -	- ..... -	- ..... -	39,204		100/100.....
Currency swap - Rec fixed USD [Pay floating GBP]	G2956@AA9 ABP ACQUISITIONS UK LTD	D 1.....	Currency	Barclays Bank PLC	G5GSEF7VJP5I7OUK5573...	.03/16/2012	.04/25/2033	- ..... 10,302,500	6.3010% [GBP LIBOR 6M+3.2810%]...	- ..... -	- ..... -	68,496	960,050		2,470,889	- ..... 237,900	- ..... -	- ..... -	- ..... -	212,887		100/100.....
Currency swap - Rec fixed USD [Pay floating GBP]	G0566*AC3 ARQIVA PP FINANCING PLC FRN 06/2029	D 1.....	Currency	BNP Paribas.....	R0MUWSPU8MPRO8K5P83	.06/27/2014	.06/29/2029	- ..... 5,614,290	5.0760% [GBP LIBOR 6M+2.1000%]...	- ..... -	- ..... -	37,521	871,200		1,617,423	- ..... 120,780	- ..... -	- ..... -	- ..... -	102,200		100/100.....
0879999	Total-Swaps-Hedging Effective-Foreign Exchange.....									0	0	457,936	12,640,784	XXX	15,744,207	0	(1,944,451)	0	0	1,240,914	XXX	XXX
0909999	Total-Swaps-Hedging Effective.....									0	0	457,936	12,640,784	XXX	15,744,207	0	(1,944,451)	0	0	1,240,914	XXX	XXX
<b>Swaps - Hedging Other - Credit Default</b>																						
Credit Default Swap - Rec 0.0000 [PAY 1.0000]AT&T INC,T	00206RDG4 AT&T INC.....	D 1.....	Credit.....	Citibank N A.....	E57ODZWWZFF32TWEFA76.	.02/25/2016	.12/20/2017	- ..... 2,700,000	0.0000 [1.0000].....	- ..... -	- ..... -	(21,516)	(2,550)		(33,075)	(11,559)	- ..... -	- ..... -	- ..... -	- ..... -	2FE.....	0001.....
0929999	Total-Swaps-Hedging Other-Credit Default.....									0	(21,516)	(2,550)	(33,075)	XXX	(33,075)	(11,559)	0	0	0	0	XXX	XXX
<b>Swaps - Hedging Other - Foreign Exchange</b>																						
Currency swap - Rec fixed USD [Pay fixed CAD]	C5864@AM1 MULLEN GROUP LTD.....	D 1.....	Currency	BNP Paribas.....	R0MUWSPU8MPRO8K5P83	.07/22/2014	.10/22/2026	- ..... 7,448,790	4.0425% [4.0700%].....	- ..... -	- ..... -	9,025	1,437,543		1,437,543	52,043	(425,884)	- ..... -	- ..... -	121,069		0002.....
Currency swap - Rec fixed USD [Pay fixed EUR]	D2736#AK5 FRITZ DRAXLMAIER GMBH & CO KG	D 1.....	Currency	Citibank N A.....	E57ODZWWZFF32TWEFA76.	.02/21/2014	.04/02/2024	- ..... 411,600	5.3160% [4.0500%].....	- ..... -	- ..... -	1,849	69,159		69,159	(3,492)	(15,975)	- ..... -	- ..... -	5,825		0002.....
Currency swap - Rec fixed USD [Pay floating GBP]	G2956@AC5 ABP ACQUISITIONS UK LTD Series A FRN 12/26/2033	D 1.....	Currency	JPMorgan Chase Bank	7H6GLXDRUGQFU57RNE97.	.06/03/2013	.12/26/2033	- ..... 1,534,500	5.5810% [GBP LIBOR 6M+2.2000%]...	- ..... -	- ..... -	10,852	379,539		379,539	129,177	36,600	- ..... -	- ..... -	32,325		0002.....

QE06

## SCHEDULE DB - PART A - SECTION 1

Showing all Options, Caps, Floors, Collars, Swaps and Forwards Open as of Current Statement Date

1 Description	2 Description of Item(s) Hedged, Used for Income Generation or Replicated	3 Schedule / Exhibit Identifier	4 Type(s) of Risk(s) (a)	5 Exchange, Counterparty or Central Clearinghouse	6 Trade Date	7 Date of Maturity or Expiration	8 Number of Contracts	9 Notional Amount	10 Strike Price, Rate of Index Received (Paid)	11 Cumulative Prior Year(s) Initial Cost of Premium (Received) Paid	12 Current Year Initial Cost of Premium (Received) Paid	13 Current Year Income	14 Book/Adjusted Carrying Value	15 C o d e	16 Fair Value	17 Unrealized Valuation Increase (Decrease)	18 Total Foreign Exchange Change in B./A.C.V.	19 Current Year's (Amortization) / Accretion	20 Adjustment to Carrying Value of Hedged Items	21 Potential Exposure	22 Credit Quality of Reference Entity	23 Hedge Effectiveness at Inception and at Year-end (b)
0939999. Total-Swaps-Hedging Other-Foreign Exchange.....										0	0	21,725	1,886,241	XXX	1,886,241	177,728	(405,259)	0	0	159,220	XXX	XXX
0969999. Total-Swaps-Hedging Other.....										0	(21,516)	19,175	1,853,166	XXX	1,853,166	166,168	(405,259)	0	0	159,220	XXX	XXX
<b>Swaps - Replications - Credit Default</b>																						
Credit Default Swap - Rec 1.0000 [PAY 0.0000];CDX.NA.IG.26	990314875 CDX.NA.IG.26.....	DB C.....	Credit.....	ICE Clear US, Inc VIT943WHDC155Z7CPP89.....	.03/29/2016	.06/20/2021	- .....	..22,000,000	1.0000 [0.0000].....	-	189,361	611	189,262	XXX	236,138	-	-	(99)	0	22,000,000	2Z.....	N/A.....
0989999. Total-Swaps-Replications-Credit Default.....										0	189,361	611	189,262	XXX	236,138	0	0	(99)	0	22,000,000	XXX	XXX
1029999. Total-Swaps-Replications.....										0	189,361	611	189,262	XXX	236,138	0	0	(99)	0	22,000,000	XXX	XXX
1169999. Total-Swaps-Credit Default.....										0	167,846	(1,939)	156,187	XXX	203,063	(11,559)	0	(99)	0	22,000,000	XXX	XXX
1179999. Total-Swaps-Foreign Exchange.....										0	0	479,661	14,527,025	XXX	17,630,448	177,728	(2,349,710)	0	0	1,400,133	XXX	XXX
1209999. Total-Swaps.....										0	167,846	477,722	14,683,212	XXX	17,833,512	166,168	(2,349,710)	(99)	0	23,400,133	XXX	XXX
1399999. Total-Hedging Effective.....										0	0	457,936	12,640,784	XXX	15,744,207	0	(1,944,451)	0	0	1,240,914	XXX	XXX
1409999. Total-Hedging Other.....										0	(21,516)	19,175	1,853,166	XXX	1,853,166	166,168	(405,259)	0	0	159,220	XXX	XXX
1419999. Total-Replication.....										0	189,361	611	189,262	XXX	236,138	0	0	(99)	0	22,000,000	XXX	XXX
1449999. TOTAL.....										0	167,846	477,722	14,683,212	XXX	17,833,512	166,168	(2,349,710)	(99)	0	23,400,133	XXX	XXX

QE06.1

(b)	Code	Financial or Economic Impact of the Hedge at the End of the Reporting Period
	0001	Hedges the credit risk of assets.
	0002	Hedges the currency risk of foreign currency denominated assets.

**SCHEDULE DB - PART B - SECTION 1**

Futures Contracts Open as of the Current Statement Date

1	2	3	4	5	6	7	8	9	10	11	12	13	14	Highly Effective Hedges			18	19	20	21	22
														15	16	17					
Ticker Symbol	Number of Contracts	Notional Amount	Description	Description of Item(s) Hedged, Used for Income Generation or Replicated	Schedule / Exhibit Identifier	Type(s) of Risk(s) (a)	Date of Maturity or Expiration	Exchange	Trade Date	Transaction Price	Reporting Date Price	Fair Value	Book/Adjusted Carrying Value	Cumulative Variation Margin	Deferred Variation Margin	Change in Variation Margin Gain (Loss) Used to Adjust Basis of Hedged Item	Cumulative Variation Margin for All Other Hedges	Change in Variation Margin Gain (Loss) Recognized in Current Year	Potential Exposure	Hedge Effectiveness at Inception and at Year-end (b)	Value of One (1) Point

**NONE**

QE07

**SCHEDULE DB - PART D - SECTION 1**  
Counterparty Exposure for Derivative Instruments Open as of Current Statement Date

1 Description of Exchange, Counterparty or Central Clearinghouse	2 Master Agreement (Y or N)	3 Credit Support Annex (Y or N)	4 Fair Value of Acceptable Collateral	Book Adjusted Carrying Value			Fair Value			11 Potential Exposure	12 Off-Balance Sheet Exposure	
				5 Contracts with Book/Adjusted Carrying Value > 0	6 Contracts with Book/Adjusted Carrying Value < 0	7 Exposure Net of Collateral	8 Contracts with Fair Value > 0	9 Contracts with Fair Value < 0	10 Exposure Net of Collateral			
<b>NAIC 1 Designation</b>												
Barclays Bank PLC.....	G5GSEF7VJP5I7OUK5573.....	Y.....	Y.....	.....2,597,156	.....960,050	- .....	.....0	.....2,470,889	- .....	.....0	.....212,887	.....0
BNP Paribas.....	R0MUWSFPU8MPRO8K5P83	Y.....	Y.....	.....8,300,000	.....7,648,131	- .....	.....0	.....8,546,821	- .....	.....246,821	.....666,604	.....14,735
Citibank N A.....	E57ODZWZ7FF32TWFA76..	Y.....	Y.....	.....5,300,000	.....5,381,681	.....(195,200)	.....0	.....6,044,536	.....(134,464)	.....610,072	.....420,720	.....307,201
Deutsche Bank AG.....	7LTWFZYICNSX8D621K86....	Y.....	Y.....	- .....	.....319,750	- .....	.....319,750	.....290,052	- .....	.....290,052	.....67,597	.....67,597
JPMorgan Chase Bank.....	7H6GLXDRUGQFU57RNE97..	Y.....	Y.....	- .....	.....379,538	- .....	.....379,538	.....379,538	- .....	.....379,538	.....32,325	.....32,325
0299999. Total NAIC 1 Designation.....				.....16,197,156	.....14,689,150	.....(195,200)	.....699,288	.....17,731,838	.....(134,464)	.....1,526,484	.....1,400,133	.....421,858
0899999. Aggregate Sum of Central Clearinghouse.....	XXX	XXX	XXX	.....243,645	.....189,262	- .....	.....0	.....236,138	- .....	.....0	.....22,000,000	.....21,945,617
0999999. Gross Totals.....				.....16,440,801	.....14,878,412	.....(195,200)	.....699,288	.....17,967,976	.....(134,464)	.....1,526,484	.....23,400,133	.....22,367,475
1. Offset per SSAP No. 64.....				- .....	- .....	- .....	- .....	- .....	- .....	- .....	- .....	- .....
2. Net after right of offset per SSAP No. 64.....				- .....	.....14,878,412	.....(195,200)	- .....	- .....	- .....	- .....	- .....	- .....

QE08

## SCHEDULE DB - PART D - SECTION 2

Collateral for Derivative Instruments Open as of Current Statement Date

1 Exchange, Counterparty or Central Clearinghouse	2 Type of Asset Pledged	3 CUSIP Identification	4 Description	5 Fair Value	6 Par Value	7 Book/Adjusted Carrying Value	8 Maturity Date	9 Type of Margin (I, V or IV)
<b>Collateral Pledged by Reporting Entity</b>								
Wells Fargo Bank NA.....	KB1H1DSPRFMYMCUFXT09	Treasury.....	912810 QH 4 UNITED STATES TREASURY .....	1,341,040	1,000,000	1,075,037	05/15/2040	I.....
0199999. Totals.....				1,341,040	1,000,000	1,075,037	XXX	XXX
<b>Collateral Pledged to Reporting Entity</b>								
Barclays Bank PLC.....	G5GSEF7VJP5I7OUK5573.....	US Agency - Loan Backed.....	31410B FG 4 FEDERAL NATIONAL MORTGAGE ASSOCIATION .....	553,924	530,731	XXX	06/01/2036	V.....
Barclays Bank PLC.....	G5GSEF7VJP5I7OUK5573.....	Treasury.....	912810 RA 8 UNITED STATES TREASURY .....	1,327,886	1,386,000	XXX	02/15/2043	V.....
Barclays Bank PLC.....	G5GSEF7VJP5I7OUK5573.....	Treasury.....	912810 RJ 9 UNITED STATES TREASURY.....	715,345	663,000	XXX	11/15/2044	V.....
BNP Paribas.....	R0MUWSFPU8MPRO8K5P83	Cash.....	Cash.....	8,300,000	8,300,000	XXX		V.....
Citibank N A.....	E57ODZWZ7FF32WEFA76	Cash.....	Cash.....	5,300,000	5,300,000	XXX		V.....
ICE Clear US, Inc.....	VIT943WHDC155Z7CPP89	Cash.....	Cash.....	243,645	243,645	XXX		V.....
0299999. Totals.....				16,440,801	16,423,376	XXX	XXX	XXX

QE09

**SCHEDULE DL - PART 1  
SECURITIES LENDING COLLATERAL ASSETS**

Reinvested Collateral Assets Owned Current Statement Date

1	2	3	4	5	6	7
CUSIP Identification	Description	Code	NAIC Designation / Market Indicator	Fair Value	Book/Adjusted Carrying Value	Maturity Date

General Interrogatories:

1. Total activity for the year: Fair Value \$.....0 Book/Adjusted Carrying Value \$.....0
2. Average balance for the year: Fair Value \$.....0 Book/Adjusted Carrying Value \$.....0
3. Reinvested securities lending collateral assets book/adjusted carrying value included in this schedule by NAIC designation:  
 NAIC 1: \$.....0 NAIC 2: \$.....0 NAIC 3: \$.....0 NAIC 4: \$.....0 NAIC 5: \$.....0 NAIC 6: \$.....0

**NONE**

**SCHEDULE DL - PART 2  
SECURITIES LENDING COLLATERAL ASSETS**

Reinvested Collateral Assets Owned Current Statement Date

1	2	3	4	5	6	7
CUSIP Identification	Description	Code	NAIC Designation / Market Indicator	Fair Value	Book/Adjusted Carrying Value	Maturity Date

General Interrogatories:

1. Total activity for the year: Fair Value \$.....0 Book/Adjusted Carrying Value \$.....0
2. Average balance for the year: Fair Value \$.....0 Book/Adjusted Carrying Value \$.....0

**NONE**



## SCHEDULE E - PART 1 - CASH

### Month End Depository Balances

1 Depository	2 Code	3 Rate of Interest	4 Amount of Interest Received During Current Quarter	5 Amount of Interest Accrued at Current Statement Date	Book Balance at End of Each Month During Current Quarter			9 *
					6 First Month	7 Second Month	8 Third Month	
<b>Open Depositories</b>								
Bank of America, NA..... Boston, MA .....					(5,849,930)	(7,324,764)	(4,246,079)	XXX
JPMorgan Chase Bank, NA..... New York, NY.....					28,640,130	28,683,124	26,366,619	XXX
JPMorgan Chase Bank, NA..... Syracuse, NY.....					(574,854)	(479,427)	(507,538)	XXX
0199998. Deposits in.....3 depositories that do not exceed the allowable limit in any one depository (see Instructions) - Open Depositories.....	XXX	XXX	433	361	99,150	34,539	157,377	XXX
0199999. Total Open Depositories.....	XXX	XXX	433	361	22,314,496	20,913,472	21,770,379	XXX
0399999. Total Cash on Deposit.....	XXX	XXX	433	361	22,314,496	20,913,472	21,770,379	XXX
0599999. Total Cash.....	XXX	XXX	433	361	22,314,496	20,913,472	21,770,379	XXX

## SCHEDULE E - PART 2 - CASH EQUIVALENTS

Show Investments Owned End of Current Quarter

1 Description	2 Code	3 Date Acquired	4 Rate of Interest	5 Maturity Date	6 Book/Adjusted Carrying Value	7 Amount of Interest Due & Accrued	8 Amount Received During Year
------------------	-----------	--------------------	-----------------------	--------------------	-----------------------------------	---------------------------------------	----------------------------------

**NONE**

QE13