



LIFE AND ACCIDENT AND HEALTH COMPANIES – ASSOCIATION EDITION

# QUARTERLY STATEMENT

AS OF MARCH 31, 2018  
OF THE CONDITION AND AFFAIRS OF THE

## NEW ENGLAND LIFE INSURANCE COMPANY

NAIC Group Code 0241 0241 NAIC Company Code 91626 Employer's ID Number 04-2708937  
(Current) (Prior)

Organized under the Laws of Massachusetts State of Domicile or Port of Entry Massachusetts

Country of Domicile United States of America

Incorporated/Organized 09/12/1980 Commenced Business 12/30/1980

Statutory Home Office One Financial Center Boston, MA 02111  
(Street and Number) (City or Town, State and Zip Code)

Main Administrative Office One Financial Center  
(Street and Number) Boston, MA 02111  
(City or Town, State and Zip Code) 617-578-2000  
(Area Code) (Telephone Number)

Mail Address 18205 Crane Nest Drive, 5th Floor Tampa, FL 33647  
(Street and Number or P.O. Box) (City or Town, State and Zip Code)

Primary Location of Books and Records 18205 Crane Nest Drive, 5th Floor  
(Street and Number) Tampa, FL 33647  
(City or Town, State and Zip Code) 980-949-4100  
(Area Code) (Telephone Number)

Internet Web Site Address www.brighthousefinancial.com

Statutory Statement Contact Timothy Lashoan Shaw 980-949-4100  
(Name) (Area Code) (Telephone Number)

tshaw1@brighthousefinancial.com 813-983-5962  
(Email Address) (Fax Number)

### OFFICERS

Chairman, President and Chief Executive Officer PETER MARTIN CARLSON Vice President and Secretary DANIEL BURT ARRINGTON

Vice President and Treasurer JIN SEUNG CHANG

### OTHER

LYNN ANN DUMAIS MEREDITH ALICIA RATAJCZAK  
Vice President and Chief Financial Officer Vice President and Appointed Actuary

### DIRECTORS OR TRUSTEES

KIMBERLY ANN BERWANGER PETER MARTIN CARLSON KUMAR nm DAS GUPTA  
MEGHAN SMITH DOSCHER LYNN ANN DUMAIS TARA JEAN FIGARD  
JEFFREY PAUL HALPERIN DONALD ANTHONY LEINTZ

State of North Carolina  
County of Mecklenburg } SS

The officers of this reporting entity being duly sworn, each depose and say that they are the described officers of said reporting entity, and that on the reporting period stated above, all of the herein described assets were the absolute property of the said reporting entity, free and clear from any liens or claims thereon, except as herein stated, and that this statement, together with related exhibits, schedules and explanations therein contained, annexed or referred to, is a full and true statement of all the assets and liabilities and of the condition and affairs of the said reporting entity as of the reporting period stated above, and of its income and deductions there from for the period ended, and have been completed in accordance with the NAIC Quarterly Statement Instructions and Accounting Practices and Procedures manual except to the extent that: (1) state law may differ; or, (2) that state rules or regulations require differences in reporting not related to accounting practices and procedures, according to the best of their information, knowledge and belief, respectively. Furthermore, the scope of this attestation by the described officers also includes the related corresponding electronic filing with the NAIC, when required, that is an exact copy (except for formatting differences due to electronic filing) of the enclosed statement. The electronic filing may be requested by various regulators in lieu of or in addition to the enclosed statement.

PETER MARTIN CARLSON  
Chairman of the Board, President and Chief Executive Officer

DANIEL BURT ARRINGTON  
Vice President and Secretary

Subscribed and sworn to before me this  
9 day of April, 2018.

Notary for Carlson & Arrington  
*exp 2/27/22*



- a. Is this an original filing? Yes [X] No [ ]
- b. If no,
  1. State the amendment number \_\_\_\_\_
  2. Date filed \_\_\_\_\_
  3. Number of pages attached \_\_\_\_\_

## ASSETS

	Current Statement Date			4 December 31 Prior Year Net Admitted Assets
	1 Assets	2 Nonadmitted Assets	3 Net Admitted Assets (Cols. 1 - 2)	
1. Bonds.....	1,323,353,120		1,323,353,120	1,326,012,852
2. Stocks:				
2.1 Preferred stocks.....			0	
2.2 Common stocks.....			0	
3. Mortgage loans on real estate:				
3.1 First liens.....	101,786,252		101,786,252	102,310,294
3.2 Other than first liens.....			0	
4. Real estate:				
4.1 Properties occupied by the company (less \$.....0 encumbrances).....			0	
4.2 Properties held for the production of income (less \$.....0 encumbrances).....			0	
4.3 Properties held for sale (less \$.....0 encumbrances).....			0	
5. Cash (\$.....(4,391,837)), cash equivalents (\$.....62,932,283) and short-term investments (\$.....12,977,206).....	71,517,652		71,517,652	49,248,892
6. Contract loans (including \$.....0 premium notes).....	410,034,101		410,034,101	417,298,613
7. Derivatives.....	9,054,612		9,054,612	10,829,448
8. Other invested assets.....	12,312,014		12,312,014	12,530,512
9. Receivables for securities.....	246,279		246,279	985,895
10. Securities lending reinvested collateral assets.....			0	
11. Aggregate write-ins for invested assets.....	0	0	0	82,122
12. Subtotals, cash and invested assets (Lines 1 to 11).....	1,928,304,030	0	1,928,304,030	1,919,298,628
13. Title plants less \$.....0 charged off (for Title insurers only).....			0	
14. Investment income due and accrued.....	25,352,108		25,352,108	24,373,549
15. Premiums and considerations:				
15.1 Uncollected premiums and agents' balances in the course of collection.....	3,442,045		3,442,045	5,085,202
15.2 Deferred premiums, agents' balances and installments booked but deferred and not yet due (including \$.....0 earned but unbilled premiums).....	11,113,601		11,113,601	12,495,285
15.3 Accrued retrospective premiums (\$.....0) and contracts subject to redetermination (\$.....0).....			0	
16. Reinsurance:				
16.1 Amounts recoverable from reinsurers.....	56,606,120		56,606,120	49,060,721
16.2 Funds held by or deposited with reinsured companies.....	25,721		25,721	19,013
16.3 Other amounts receivable under reinsurance contracts.....	1,591,514		1,591,514	2,933,106
17. Amounts receivable relating to uninsured plans.....			0	
18.1 Current federal and foreign income tax recoverable and interest thereon.....			0	
18.2 Net deferred tax asset.....	82,116,825	54,147,509	27,969,316	37,395,438
19. Guaranty funds receivable or on deposit.....	598,087		598,087	608,123
20. Electronic data processing equipment and software.....			0	
21. Furniture and equipment, including health care delivery assets (\$.....0).....			0	
22. Net adjustment in assets and liabilities due to foreign exchange rates.....			0	
23. Receivables from parent, subsidiaries and affiliates.....	8,284,968		8,284,968	8,019,175
24. Health care (\$.....0) and other amounts receivable.....			0	
25. Aggregate write-ins for other than invested assets.....	14,343,424	11,903,406	2,440,018	270,260
26. Total assets excluding Separate Accounts, Segregated Accounts and Protected Cell Accounts (Lines 12 through 25).....	2,131,778,443	66,050,915	2,065,727,528	2,059,558,500
27. From Separate Accounts, Segregated Accounts and Protected Cell Accounts.....	7,856,004,997		7,856,004,997	8,101,051,697
28. Total (Lines 26 and 27).....	9,987,783,440	66,050,915	9,921,732,525	10,160,610,197

### DETAILS OF WRITE-INS

1101. Deposits in connection with investments.....	0	0	0	82,122
1102. ....			0	
1103. ....			0	
1198. Summary of remaining write-ins for Line 11 from overflow page.....	0	0	0	0
1199. Totals (Lines 1101 thru 1103 plus 1198) (Line 11 above).....	0	0	0	82,122
2501. Separate Account trade settlement.....	2,214,126	0	2,214,126	0
2502. Miscellaneous.....	3,203,583	2,977,691	225,892	270,260
2503. Prepaid pension asset.....	5,120,750	5,120,750	0	0
2598. Summary of remaining write-ins for Line 25 from overflow page.....	3,804,965	3,804,965	0	0
2599. Totals (Lines 2501 thru 2503 plus 2598) (Line 25 above).....	14,343,424	11,903,406	2,440,018	270,260

**LIABILITIES, SURPLUS AND OTHER FUNDS**

	1 Current Statement Date	2 December 31 Prior Year
1. Aggregate reserve for life contracts \$.....1,218,805,551 less \$.....0 included in Line 6.3 (including \$.....0 Modco Reserve).....	1,218,805,551	1,217,231,763
2. Aggregate reserve for accident and health contracts (including \$.....0 Modco Reserve).....	7,942,456	7,774,506
3. Liability for deposit-type contracts (including \$.....0 Modco Reserve).....	8,409,447	7,811,249
4. Contract claims:		
4.1 Life.....	14,679,596	10,793,322
4.2 Accident and health.....	60,814	63,469
5. Policyholders' dividends \$.....12,171 and coupons \$.....0 due and unpaid.....	12,171	16,677
6. Provision for policyholders' dividends and coupons payable in following calendar year - estimated amounts:		
6.1 Dividends apportioned for payment (including \$.....0 Modco).....	4,400,000	4,450,000
6.2 Dividends not yet apportioned (including \$.....0 Modco).....		
6.3 Coupons and similar benefits (including \$.....0 Modco).....		
7. Amount provisionally held for deferred dividend policies not included in Line 6.....		
8. Premiums and annuity considerations for life and accident and health contracts received in advance less \$.....98,364 discount; including \$.....0 accident and health premiums.....	412,224	434,068
9. Contract liabilities not included elsewhere:		
9.1 Surrender values on canceled contracts.....		
9.2 Provision for experience rating refunds, including the liability of \$.....0 accident and health experience rating refunds of which \$.....0 is for medical loss ratio rebate per the Public Health Service Act.....		
9.3 Other amounts payable on reinsurance, including \$.....179,855 assumed and \$.....9,164,260 ceded.....	9,344,115	16,398,756
9.4 Interest Maintenance Reserve.....		
10. Commissions to agents due or accrued - life and annuity contracts \$.....(4,691), accident and health \$.....5,404 and deposit-type contract funds \$.....0.....	713	96,015
11. Commissions and expense allowances payable on reinsurance assumed.....		
12. General expenses due or accrued.....	359,986	648,902
13. Transfers to Separate Accounts due or accrued (net) (including \$.....(18,484,827) accrued for expense allowances recognized in reserves, net of reinsured allowances).....	(18,979,941)	(22,024,436)
14. Taxes, licenses and fees due or accrued, excluding federal income taxes.....	703,429	1,310,096
15.1 Current federal and foreign income taxes, including \$.....(4,410,234) on realized capital gains (losses).....	2,516,990	8,461,355
15.2 Net deferred tax liability.....		
16. Unearned investment income.....	0	948
17. Amounts withheld or retained by company as agent or trustee.....	76,533,733	79,134,329
18. Amounts held for agents' account, including \$.....11,406 agents' credit balances.....	4,874,981	4,915,015
19. Remittances and items not allocated.....	2,367,576	1,808,723
20. Net adjustment in assets and liabilities due to foreign exchange rates.....		
21. Liability for benefits for employees and agents if not included above.....	71,889,311	70,786,710
22. Borrowed money \$.....0 and interest thereon \$.....0.....		
23. Dividends to stockholders declared and unpaid.....		
24. Miscellaneous liabilities:		
24.01 Asset valuation reserve.....	14,344,357	14,658,057
24.02 Reinsurance in unauthorized and certified (\$.....0) companies.....		
24.03 Funds held under reinsurance treaties with unauthorized and certified (\$.....0) reinsurers.....	79,207,963	78,827,353
24.04 Payable to parent, subsidiaries and affiliates.....	6,479,921	18,809,924
24.05 Drafts outstanding.....		
24.06 Liability for amounts held under uninsured plans.....		
24.07 Funds held under coinsurance.....		
24.08 Derivatives.....	623,211	485,787
24.09 Payable for securities.....	149,985	66,365
24.10 Payable for securities lending.....		
24.11 Capital notes \$.....0 and interest thereon \$.....0.....		
25. Aggregate write-ins for liabilities.....	48,437,287	54,072,080
26. Total liabilities excluding Separate Accounts business (Lines 1 to 25).....	1,553,575,876	1,577,031,033
27. From Separate Accounts statement.....	7,856,004,997	8,101,051,697
28. Total liabilities (Lines 26 and 27).....	9,409,580,873	9,678,082,730
29. Common capital stock.....	2,500,000	2,500,000
30. Preferred capital stock.....		
31. Aggregate write-ins for other-than-special surplus funds.....	0	0
32. Surplus notes.....		
33. Gross paid in and contributed surplus.....	334,272,848	334,272,848
34. Aggregate write-ins for special surplus funds.....	0	0
35. Unassigned funds (surplus).....	175,378,804	145,754,619
36. Less treasury stock, at cost:		
36.1 .....0.000 shares common (value included in Line 29 \$.....0).....		
36.2 .....0.000 shares preferred (value included in Line 30 \$.....0).....		
37. Surplus (Total Lines 31 + 32 + 33 + 34 + 35 - 36) (including \$.....0 in Separate Accounts Statement).....	509,651,652	480,027,467
38. Totals of Lines 29, 30 and 37.....	512,151,652	482,527,467
39. Totals of Lines 28 and 38 (Page 2, Line 28, Col. 3).....	9,921,732,525	10,160,610,197

**DETAILS OF WRITE-INS**

2501. Postretirement benefit liability.....	37,556,489	40,040,000
2502. Cash collateral received on derivatives.....	6,093,221	10,899,954
2503. Miscellaneous.....	4,520,887	2,865,436
2598. Summary of remaining write-ins for Line 25 from overflow page.....	266,690	266,690
2599. Totals (Lines 2501 thru 2503 plus 2598) (Line 25 above).....	48,437,287	54,072,080
3101. ....		
3102. ....		
3103. ....		
3198. Summary of remaining write-ins for Line 31 from overflow page.....	0	0
3199. Totals (Lines 3101 thru 3103 plus 3198) (Line 31 above).....	0	0
3401. ....		
3402. ....		
3403. ....		
3498. Summary of remaining write-ins for Line 34 from overflow page.....	0	0
3499. Totals (Lines 3401 thru 3403 plus 3498) (Line 34 above).....	0	0

## SUMMARY OF OPERATIONS

	1 Current Year to Date	2 Prior Year to Date	3 Prior Year Ended December 31
1. Premiums and annuity considerations for life and accident and health contracts.....	41,146,801	40,472,050	153,800,192
2. Considerations for supplementary contracts with life contingencies.....	2,920,162	715,623	3,437,284
3. Net investment income.....	23,079,912	24,354,344	99,515,740
4. Amortization of Interest Maintenance Reserve (IMR).....	54,540	6,139	37,589
5. Separate Accounts net gain from operations excluding unrealized gains or losses.....			
6. Commissions and expense allowances on reinsurance ceded.....	3,641,191	(51,230,435)	(39,975,284)
7. Reserve adjustments on reinsurance ceded.....	(146,662,269)	(124,035,160)	(530,502,960)
8. Miscellaneous Income:			
8.1 Income from fees associated with investment management, administration and contract guarantees from Separate Accounts.....	31,596,275	32,554,337	123,060,062
8.2 Charges and fees for deposit-type contracts.....			
8.3 Aggregate write-ins for miscellaneous income.....	10,464,014	10,752,759	38,853,780
9. Totals (Lines 1 to 8.3).....	(33,759,374)	(66,410,343)	(151,773,597)
10. Death benefits.....	34,895,227	38,619,357	149,532,634
11. Matured endowments (excluding guaranteed annual pure endowments).....	1,638,665	0	0
12. Annuity benefits.....	3,544,232	7,048,436	18,109,518
13. Disability benefits and benefits under accident and health contracts.....	460,458	533,200	2,237,277
14. Coupons, guaranteed annual pure endowments and similar benefits.....			
15. Surrender benefits and withdrawals for life contracts.....	82,822,930	79,577,858	325,966,124
16. Group conversions.....			
17. Interest and adjustments on contract or deposit-type contract funds.....	219,926	281,732	1,291,154
18. Payments on supplementary contracts with life contingencies.....	1,442,936	1,331,441	5,706,671
19. Increase in aggregate reserves for life and accident and health contracts.....	1,741,738	2,651,453	(49,191,355)
20. Totals (Lines 10 to 19).....	126,766,112	130,043,477	453,652,023
21. Commissions on premiums, annuity considerations and deposit-type contract funds (direct business only).....	1,833,563	2,170,967	3,289,811
22. Commissions and expense allowances on reinsurance assumed.....			
23. General insurance expenses.....	12,815,080	27,016,237	78,837,284
24. Insurance taxes, licenses and fees, excluding federal income taxes.....	715,010	1,317,589	5,389,143
25. Increase in loading on deferred and uncollected premiums.....	(249,655)	(542,849)	(522,258)
26. Net transfers to or (from) Separate Accounts net of reinsurance.....	(214,098,231)	(196,942,679)	(782,262,239)
27. Aggregate write-ins for deductions.....	1,046,926	531,852	3,829,879
28. Totals (Lines 20 to 27).....	(71,171,195)	(36,405,406)	(237,786,357)
29. Net gain from operations before dividends to policyholders and federal income taxes (Line 9 minus Line 28).....	37,411,821	(30,004,937)	86,012,760
30. Dividends to policyholders.....	1,381,964	1,355,078	4,582,396
31. Net gain from operations after dividends to policyholders and before federal income taxes (Line 29 minus Line 30).....	36,029,857	(31,360,015)	81,430,364
32. Federal and foreign income taxes incurred (excluding tax on capital gains).....	(5,813,436)	8,930,863	15,717,083
33. Net gain from operations after dividends to policyholders and federal income taxes and before realized capital gains or (losses) (Line 31 minus Line 32).....	41,843,293	(40,290,878)	65,713,281
34. Net realized capital gains (losses) (excluding gains (losses) transferred to the IMR) less capital gains tax of \$.....19,395 (excluding taxes of \$.....(150,324) transferred to the IMR).....	84,852	1,457,886	2,246,734
35. Net income (Line 33 plus Line 34).....	41,928,145	(38,832,992)	67,960,015

### CAPITAL AND SURPLUS ACCOUNT

36. Capital and surplus, December 31, prior year.....	482,527,467	454,832,584	454,832,584
37. Net income (Line 35).....	41,928,145	(38,832,992)	67,960,015
38. Change in net unrealized capital gains (losses) less capital gains tax of \$.....899.....	3,557	111,031	481,070
39. Change in net unrealized foreign exchange capital gain (loss).....	(173)	(216,260)	(217,161)
40. Change in net deferred income tax.....	(5,997,682)	23,787,332	(26,588,762)
41. Change in nonadmitted assets.....	(7,869,078)	(22,022,159)	28,359,131
42. Change in liability for reinsurance in unauthorized and certified companies.....			
43. Change in reserve on account of change in valuation basis, (increase) or decrease.....			
44. Change in asset valuation reserve.....	313,700	463,527	2,394,134
45. Change in treasury stock.....			
46. Surplus (contributed to) withdrawn from Separate Accounts during period.....			
47. Other changes in surplus in Separate Accounts Statement.....			
48. Change in surplus notes.....			
49. Cumulative effect of changes in accounting principles.....			
50. Capital changes:			
50.1 Paid in.....			
50.2 Transferred from surplus (Stock Dividend).....			
50.3 Transferred to surplus.....			
51. Surplus adjustment:			
51.1 Paid in.....			
51.2 Transferred to capital (Stock Dividend).....			
51.3 Transferred from capital.....			
51.4 Change in surplus as a result of reinsurance.....	(769,973)	54,408,784	52,098,866
52. Dividends to stockholders.....	0	0	(106,000,000)
53. Aggregate write-ins for gains and losses in surplus.....	2,015,689	(2,079,910)	9,207,590
54. Net change in capital and surplus (Lines 37 through 53).....	29,624,185	15,619,353	27,694,883
55. Capital and surplus as of statement date (Lines 36 + 54).....	512,151,652	470,451,937	482,527,467

### DETAILS OF WRITE-INS

08.301. Management and service fee income.....	8,057,181	8,736,258	32,927,444
08.302. Income from cross selling agreements.....	1,665,197	1,225,270	2,892,865
08.303. Miscellaneous.....	741,636	791,231	3,033,471
08.398. Summary of remaining write-ins for Line 8.3 from overflow page.....	0	0	0
08.399. Totals (Lines 08.301 thru 08.303 plus 08.398) (Line 8.3 above).....	10,464,014	10,752,759	38,853,780
2701. Interest credited to reinsurers.....	1,046,926	531,852	3,812,435
2702. Other deductions.....	0	0	17,444
2703. ....			
2798. Summary of remaining write-ins for Line 27 from overflow page.....	0	0	0
2799. Totals (Lines 2701 thru 2703 plus 2798) (Line 27 above).....	1,046,926	531,852	3,829,879
5301. Net gain (loss) on pension and postretirement benefit plans.....	2,015,689	(2,079,910)	(5,948,953)
5302. Prior period adjustment.....	0	0	15,156,543
5303. ....			
5398. Summary of remaining write-ins for Line 53 from overflow page.....	0	0	0
5399. Totals (Lines 5301 thru 5303 plus 5398) (Line 53 above).....	2,015,689	(2,079,910)	9,207,590

Statement as of March 31, 2018 of the **New England Life Insurance Company**  
**CASH FLOW**

	1 Current Year to Date	2 Prior Year To Date	3 Prior Year Ended December 31
<b>CASH FROM OPERATIONS</b>			
1. Premiums collected net of reinsurance.....	40,344,317	45,713,086	156,208,703
2. Net investment income.....	21,490,597	21,837,189	95,617,610
3. Miscellaneous income.....	46,329,221	46,848,639	175,798,210
4. Total (Lines 1 through 3).....	108,164,135	114,398,914	427,624,523
5. Benefit and loss related payments.....	275,313,367	256,930,811	1,061,165,106
6. Net transfers to Separate Accounts, Segregated Accounts and Protected Cell Accounts.....	(217,142,726)	(200,904,407)	(795,895,304)
7. Commissions, expenses paid and aggregate write-ins for deductions.....	17,568,657	30,147,526	90,606,061
8. Dividends paid to policyholders.....	1,436,470	1,314,393	4,897,810
9. Federal and foreign income taxes paid (recovered) net of \$.....0 tax on capital gains (losses).....	0	6,000,000	42,486,727
10. Total (Lines 5 through 9).....	77,175,768	93,488,323	403,260,401
11. Net cash from operations (Line 4 minus Line 10).....	30,988,367	20,910,591	24,364,122
<b>CASH FROM INVESTMENTS</b>			
12. Proceeds from investments sold, matured or repaid:			
12.1 Bonds.....	41,048,030	40,355,856	295,597,669
12.2 Stocks.....			
12.3 Mortgage loans.....	528,749	699,547	4,030,990
12.4 Real estate.....			
12.5 Other invested assets.....	237,651	45,990	4,290,255
12.6 Net gains or (losses) on cash, cash equivalents and short-term investments.....	31,235	50,789	156,451
12.7 Miscellaneous proceeds.....	1,032,224	2,289,914	2,179,393
12.8 Total investment proceeds (Lines 12.1 to 12.7).....	42,877,889	43,442,096	306,254,758
13. Cost of investments acquired (long-term only):			
13.1 Bonds.....	36,655,488	51,636,569	202,591,013
13.2 Stocks.....			
13.3 Mortgage loans.....	0	15,243,452	18,732,452
13.4 Real estate.....			
13.5 Other invested assets.....	0	33,010	151,140
13.6 Miscellaneous applications.....	4,806,733	2,438,099	8,963,187
13.7 Total investments acquired (Lines 13.1 to 13.6).....	41,462,221	69,351,130	230,437,792
14. Net increase or (decrease) in contract loans and premium notes.....	(7,264,512)	(2,399,877)	(7,198,609)
15. Net cash from investments (Line 12.8 minus Line 13.7 and Line 14).....	8,680,180	(23,509,157)	83,015,575
<b>CASH FROM FINANCING AND MISCELLANEOUS SOURCES</b>			
16. Cash provided (applied):			
16.1 Surplus notes, capital notes.....			
16.2 Capital and paid in surplus, less treasury stock.....			
16.3 Borrowed funds.....			
16.4 Net deposits on deposit-type contracts and other insurance liabilities.....	598,198	145,265	(42,710)
16.5 Dividends to stockholders.....	0	0	106,000,000
16.6 Other cash provided (applied).....	(17,997,985)	18,604,409	27,304,038
17. Net cash from financing and miscellaneous sources (Lines 16.1 through 16.4 minus Line 16.5 plus Line 16.6).....	(17,399,787)	18,749,674	(78,738,672)
<b>RECONCILIATION OF CASH, CASH EQUIVALENTS AND SHORT-TERM INVESTMENTS</b>			
18. Net change in cash, cash equivalents and short-term investments (Line 11 plus Line 15 plus Line 17).....	22,268,760	16,151,108	28,641,025
19. Cash, cash equivalents and short-term investments:			
19.1 Beginning of year.....	49,248,892	20,607,867	20,607,867
19.2 End of period (Line 18 plus Line 19.1).....	71,517,652	36,758,975	49,248,892
<b>Note: Supplemental disclosures of cash flow information for non-cash transactions:</b>			
20.0001 Security exchanges.....	942,254	5,010,557	18,500,568
20.0002 Capitalized interest on bonds.....	43,166	41,683	168,940
20.0003 Prior period adjustment.....	0	0	23,317,759
20.0004 Prior period adjustment - taxes.....	0	0	8,161,215
20.0005 Loss on fixed assets.....	0	0	2,055

**EXHIBIT 1**

**DIRECT PREMIUMS AND DEPOSIT-TYPE CONTRACTS**

	1 Current Year To Date	2 Prior Year To Date	3 Prior Year Ended December 31
1. Industrial life.....			
2. Ordinary life insurance.....	46,532,593	53,848,367	206,323,499
3. Ordinary individual annuities.....	6,816,975	9,305,395	27,892,312
4. Credit life (group and individual).....			
5. Group life insurance.....			
6. Group annuities.....	64,962	65,784	92,298
7. A&H - group.....			
8. A&H - credit (group and individual).....			
9. A&H - other.....	1,679,348	1,839,978	6,725,231
10. Aggregate of all other lines of business.....	0	0	0
11. Subtotal.....	55,093,878	65,059,524	241,033,340
12. Deposit-type contracts.....			
13. Total.....	55,093,878	65,059,524	241,033,340

**DETAILS OF WRITE-INS**

1001. ....			
1002. ....			
1003. ....			
1098. Summary of remaining write-ins for Line 10 from overflow page.....	0	0	0
1099. Total (Lines 1001 thru 1003 plus 1098) (Line 10 above).....	0	0	0

**NOTES TO THE FINANCIAL STATEMENTS****1. Summary of Significant Accounting Policies****A. Accounting Practices**

New England Life Insurance Company (the “Company”) presents the accompanying financial statements on the basis of accounting practices prescribed or permitted (“MA SAP”) by the Commonwealth of Massachusetts (“Massachusetts”) Division of Insurance (the “Division”).

The Division recognizes only the statutory accounting practices prescribed or permitted by Massachusetts in determining and reporting the financial condition and results of operations of an insurance company, in determining its solvency under the Massachusetts Insurance Law. In 2001, the National Association of Insurance Commissioners (“NAIC”) *Accounting Practices and Procedures Manual* (“NAIC SAP”) was adopted as a component of MA SAP.

Massachusetts has adopted certain prescribed accounting practices that differ from those found in NAIC SAP, none of which affect the financial statements of the Company. A reconciliation of the Company’s net income and capital and surplus between MA SAP and NAIC SAP is as follows:

	SSAP Number <sup>(1)</sup>	Financial Statement Page	Financial Statement Line Number	For the Three Months Ended March 31, 2018	For the Year Ended December 31, 2017
Net income, MA SAP				\$ 41,928,145	\$ 67,960,015
State prescribed practices: NONE				—	—
State permitted practices: NONE				—	—
Net income, NAIC SAP				<u>\$ 41,928,145</u>	<u>\$ 67,960,015</u>
				<u>March 31, 2018</u>	<u>December 31, 2017</u>
Statutory capital and surplus, MA SAP				\$ 512,151,652	\$ 482,527,467
State prescribed practices: NONE				—	—
State permitted practices: NONE				—	—
Statutory capital and surplus, NAIC SAP				<u>\$ 512,151,652</u>	<u>\$ 482,527,467</u>

<sup>(1)</sup> Statement of Statutory Accounting Principles (“SSAP”)

**B. No significant change.****C. Accounting Policy**

(1-5) No significant change.

(6) Mortgage-backed bonds, included in bonds, are generally stated at amortized cost using the scientific method unless they have a NAIC rating designation of 6, which are stated at the lower of amortized cost or fair value. Amortization of the discount or premium from the purchase of these securities considers the estimated timing and amount of prepayments of the underlying mortgage loans. Actual prepayment experience is periodically reviewed and effective yields are recalculated when differences arise between the prepayments originally anticipated and the actual prepayments received and currently anticipated. For credit-sensitive mortgage-backed and asset-backed bonds and certain prepayment-sensitive bonds (e.g., interest-only securities), the effective yield is recalculated on a prospective basis. For all other mortgage-backed and asset-backed bonds, the effective yield is recalculated on a retrospective basis.

For certain residential mortgage-backed securities (“RMBS”) and commercial mortgage-backed securities (“CMBS”), both an initial and final NAIC designation is determined on a security-by-security basis based on a range of values published by the NAIC. The initial designation is used to determine the carrying value of the RMBS or CMBS. RMBS and CMBS with initial designations of 1 to 5 are stated at amortized cost, while RMBS and CMBS with initial designations of 6 are stated at the lower of amortized cost or fair value. The final designation calculation compares this carrying value with a range of values, resulting in a final NAIC designation reported herein, which is used for all other accounting and reporting purposes.

For loan-backed securities, including asset-backed securities (“ABS”), which are not modeled, the NAIC relies on the second lowest NAIC Credit Rating Provider (“CRP”) rating to determine the initial NAIC designation. The second lowest CRP rating is used to determine the carrying value of the security, which is based on the NAIC’s estimate of expected losses, using an NAIC published formula. The carrying value of the security determines its final NAIC designation, which is used for reporting in the Annual Statement and in risk-based capital (“RBC”) calculations. This revised methodology does not apply to NAIC 1 and NAIC 6 securities which are rated at the second lowest CRP designation.

(7-13) No significant change.

**D. Going Concern**

Management does not have any substantial doubt about the Company’s ability to continue as a going concern.

**2. Accounting Changes and Corrections of Errors**

No significant change.



**NOTES TO THE FINANCIAL STATEMENTS****3. Business Combinations and Goodwill**

No significant change.

**4. Discontinued Operations**

No significant change.

**5. Investments**

A-C. No significant change.

**D. Loan-backed Securities**

- (1) Prepayment assumptions were obtained from published broker dealer values and internal estimates.
- (2) a. The Company did not recognize any OTTI on the basis of the intent to sell during the three months ended March 31, 2018.
- b. The Company did not recognize any OTTI on the basis of the inability or lack of intent to retain the investment in the security for a period of time sufficient to recover the amortized cost basis during the three months ended March 31, 2018.
- c. Impairments where the present value of cash flows expected to be collected is less than the amortized cost basis of the security are shown in Note 5D(3).
- (3) As of March 31, 2018, the Company has not recognized any OTTI on its loan-backed securities based on cash flow analysis.
- (4) At March 31, 2018, the estimated fair value and gross unrealized losses for loan-backed securities, aggregated by length of time the securities have been in a continuous loss position were as follows:
- |   |    |            |
|---|----|------------|
| a. The aggregate amount of unrealized losses:                             |    |            |
| 1. Less than 12 Months  | \$ | 1,897,526  |
| 2. 12 Months or Longer  | \$ | 3,477,615  |
| b. The aggregate related fair value of securities with unrealized losses: |    |            |
| 1. Less than 12 Months  | \$ | 82,452,068 |
| 2. 12 Months or Longer  | \$ | 37,776,263 |
- (5) The Company performs a regular evaluation, on a security-by-security basis, of its securities holdings in accordance with its OTTI policy in order to evaluate whether such investments are other than temporarily impaired. Management considers a wide range of factors about the security issuer and uses its best judgment in evaluating the cause of the decline in the estimated fair value of the security and in assessing the prospects for near-term recovery. Factors considered include fundamentals of the industry and geographic area in which the security issuer operates, as well as overall macroeconomic conditions. Projected future cash flows are estimated using assumptions derived from management's best estimates of likely scenario-based outcomes after giving consideration to a variety of variables that include, but are not limited to: (i) general payment terms of the security; (ii) the likelihood that the issuer can service the scheduled interest and principal payments; (iii) the quality and amount of any credit enhancements; (iv) the security's position within the capital structure of the issuer; (v) possible corporate restructurings or asset sales by the issuer; and (vi) changes to the rating of the security or the issuer by rating agencies. Additional considerations are made when assessing the unique features that apply to certain loan-backed securities including, but are not limited to: (i) the quality of underlying collateral; (ii) expected prepayment speeds; (iii) current and forecasted loss severity; (iv) consideration of the payment terms of the underlying assets backing the security; and (v) the payment priority within the tranche structure of the security. For loan-backed securities in an unrealized loss position as summarized in the immediately preceding table, the Company does not have the intent to sell the securities, believes it has the intent and ability to retain the security for a period of time sufficient to recover the carrying value of the security and based on the cash flow modeling and other considerations as described above, believes these securities are not other than temporarily impaired.

**E-I. Dollar Repurchase, Securities Lending, Repurchase and Reverse Repurchase Agreements Transactions Accounted for as Secured Borrowing and as a Sale**

The Company did not have any dollar repurchase, securities lending, repurchase or reverse repurchase agreements transactions accounted for as secured borrowing or as a sale as of the three months ended March 31, 2018.

J-L. No significant change.

**M. Working Capital Finance Investments**

The Company had no working capital finance investments as of the three months ended March 31, 2018.



**NOTES TO THE FINANCIAL STATEMENTS****N. Offsetting and Netting of Assets and Liabilities**

The Company had no assets and liabilities which are offset and reported net in accordance with a valid right to offset.

**O-Q. No significant change.****R. Prepayment Penalty and Acceleration Fees**

During the three months ended March 31, 2018, the Company had securities sold, redeemed or otherwise disposed of as a result of a callable feature. The number of securities sold, disposed or otherwise redeemed and the aggregate amount of investment income generated as a result of a prepayment penalty and/or acceleration fee is as follows:

	<u>General Account</u>	
	March 31, 2018	December 31, 2017
Number of CUSIPs	5	
Aggregate Amount of Investment Income	\$ 376,693	

**6. Joint Ventures, Partnerships and Limited Liability Companies****A. No significant change.**

**B.** The Company recognized write-downs and recorded adjustments totaling \$0 and \$68,044 on investments in joint ventures during the three months ended March 31, 2018 and year ended December 31, 2017, respectively. Impairments are recognized when an investment's net asset value or management's estimate of value, based on available information, is less than the carrying amount or if, in management's judgment, the investment will not be able to absorb prior losses classified as unrealized losses. These losses are deemed to be other than temporary and the value of these impairments was recorded as a realized loss.

**7. Investment Income**

No significant change.

**8. Derivative Instruments**

As of March 31, 2018, there were no significant changes in the Company's derivative policy or investments other than those described below.

**Credit Risk**

The Company enters into various collateral arrangements, which may require both the pledging and accepting of collateral in connection with its derivatives.

The table below summarizes the collateral pledged by the Company in connection with its over-the-counter ("OTC") derivatives at:

	<u>Securities <sup>(1)</sup></u>	
	<u>March 31, 2018</u>	<u>December 31, 2017</u>
<b>Initial Margin:</b>		
OTC-cleared	\$ 399,529	\$ 399,719

<sup>(1)</sup> Securities pledged as collateral are reported in bonds. Subject to certain constraints, the counterparties are permitted by contract to sell or repledge this collateral.

The table below summarizes the collateral received by the Company in connection with its OTC derivatives at:

	<u>Cash <sup>(1)</sup></u>	
	<u>March 31, 2018</u>	<u>December 31, 2017</u>
<b>Variation Margin:</b>		
OTC-bilateral	\$ 5,724,000	\$ 10,374,000
OTC-cleared	369,221	525,954
<b>Total OTC</b>	<u>\$ 6,093,221</u>	<u>\$ 10,899,954</u>

<sup>(1)</sup> Cash collateral received is reported in cash, cash equivalents and short-term investments and the obligation to return the collateral is reported in aggregate write-ins for liabilities as cash collateral received on derivatives.

**9. Income Taxes**

A-B. No significant change.

---

**NOTES TO THE FINANCIAL STATEMENTS**

---

C. Current income taxes incurred consisted of the following major components:

	<u>March 31, 2018</u>	<u>December 31, 2017</u>
Federal	\$ (5,813,436)	\$ 15,717,083
Foreign	—	—
Subtotal	<u>(5,813,436)</u>	<u>15,717,083</u>
Federal income tax on net capital gains/(losses)	<u>(130,929)</u>	<u>(149,911)</u>
Federal and foreign income taxes incurred	<u>\$ (5,944,365)</u>	<u>\$ 15,567,172</u>

**NOTES TO THE FINANCIAL STATEMENTS**

The changes in the main components of deferred income tax amounts were as follows:

	<u>March 31, 2018</u>	<u>December 31, 2017</u>	<u>Change</u>
DTA:			
Ordinary:			
Discounting of unpaid losses	\$ —	\$ —	\$ —
Unearned premium reserve	—	—	—
Policyholder reserves	10,361,383	8,019,995	2,341,388
Investments	—	—	—
Deferred acquisition costs	7,791,748	8,643,661	(851,913)
Policyholder dividends accrual	924,000	934,500	(10,500)
Fixed assets	—	—	—
Compensation and benefits accrual	—	—	—
Pension accrual	—	—	—
Receivables - nonadmitted	—	—	—
Net operating loss carryforward	—	—	—
Tax credit carryforwards	2,215	11,058,202	(11,055,987)
Other (including items <5% of total ordinary tax assets)	5,460,026	5,455,877	4,149
Ceding commissions	18,594,840	18,756,535	(161,695)
Employee benefits	38,097,674	34,608,868	3,488,806
Legal contingency	56,005	56,005	—
Nonadmitted assets	1,700,673	785,639	915,034
Other not listed above	2,585,632	4,111,825	(1,526,193)
Subtotal	<u>85,574,196</u>	<u>92,431,107</u>	<u>(6,856,911)</u>
Statutory valuation allowance adjustment	—	—	—
Nonadmitted	<u>(54,147,509)</u>	<u>(51,255,783)</u>	<u>(2,891,726)</u>
Admitted ordinary DTA	<u>31,426,687</u>	<u>41,175,324</u>	<u>(9,748,637)</u>
Capital:			
Investments	—	—	—
Net capital loss carryforward	—	—	—
Real estate	—	—	—
Other (including items <5% of total capital tax assets)	—	—	—
Subtotal	<u>—</u>	<u>—</u>	<u>—</u>
Statutory valuation allowance adjustment	—	—	—
Nonadmitted	<u>—</u>	<u>—</u>	<u>—</u>
Admitted capital DTA	<u>—</u>	<u>—</u>	<u>—</u>
Admitted DTA	<u>\$ 31,426,687</u>	<u>\$ 41,175,324</u>	<u>\$ (9,748,637)</u>
DTL:			
Ordinary			
Investments	\$ (2,940,311)	\$ (3,263,725)	\$ 323,414
Fixed assets	—	—	—
Deferred and uncollected premiums	—	—	—
Policyholder reserves	—	—	—
Other (including items <5% of total ordinary tax liabilities)	—	—	—
Unrealized capital gains (losses)	(229,090)	(228,191)	(899)
Subtotal	<u>(3,169,401)</u>	<u>(3,491,916)</u>	<u>322,515</u>
Capital:			
Investments	(287,970)	(287,970)	—
Real estate	—	—	—
Other (including items <5% of total capital tax liabilities)	—	—	—
Subtotal	<u>(287,970)</u>	<u>(287,970)</u>	<u>—</u>
DTL	<u>\$ (3,457,371)</u>	<u>\$ (3,779,886)</u>	<u>\$ 322,515</u>
Net DTA/ (DTL)	<u>\$ 27,969,316</u>	<u>\$ 37,395,438</u>	<u>\$ (9,426,122)</u>
			2,891,726
			899
			535,815
			<u>\$ (5,997,682)</u>

**NOTES TO THE FINANCIAL STATEMENTS**

- D. The provision for Federal and foreign income taxes incurred is different from that which would be obtained by applying the statutory Federal income tax rate to net gain (loss) from operations after dividends to policyholders and before Federal income tax. The significant items causing the difference were as follows:

	<b>March 31, 2018</b>
Net gain (loss) from operations after dividends to policyholders and before Federal income tax @ 21%	\$ 7,566,270
Net realized capital gains (losses) @ 21%	(128,432)
Tax effect of:	
Uncertain Tax Positions	159,623
Interest maintenance reserve	(11,453)
Tax exempt income	(12,462)
Change in nonadmitted assets	(915,035)
Tax credits	(295,312)
Separate Account dividend received deduction	(1,627,302)
Prior years adjustments and accruals	(4,682,580)
Total statutory income taxes (benefit)	<u>\$ 53,317</u>
Federal and foreign income taxes incurred including tax on realized capital gains	(5,944,365)
Change in net DTA	5,997,682
Total statutory income taxes (benefit)	<u>\$ 53,317</u>

E-G. No significant change.

**10. Information Concerning Parents, Subsidiaries, Affiliates and Other Related Parties**

No significant change.

**11. Debt**

A. No significant change.

B. The Company has not issued any debt to the Federal Home Loan Bank.

**12. Retirement Plans, Deferred Compensation, Postemployment Benefits and Compensated Absences and Other Postretirement Benefit Plans**

A. (1-3) No significant change.

(4) Components of net periodic benefit cost:

	<b>Pension Benefits</b>		<b>Postretirement Benefits</b>	
	<b>March 31, 2018</b>	<b>December 31, 2017</b>	<b>March 31, 2018</b>	<b>December 31, 2017</b>
Service cost	\$ 59,750	\$ 248,000	\$ —	\$ —
Interest cost	2,202,250	9,246,000	350,500	1,613,000
Expected return on plan assets	(1,907,500)	(8,693,000)	—	—
Transition asset or obligation	—	—	—	—
Gains and losses	22,000	41,000	—	(163,000)
Prior service cost or credit	—	—	(4,000)	(16,000)
Gain or loss recognized due to a settlement or curtailment	—	—	—	—
Total net periodic benefit cost	<u>\$ 376,500</u>	<u>\$ 842,000</u>	<u>\$ 346,500</u>	<u>\$ 1,434,000</u>

Additions to pension and postretirement liabilities are ultimately settled as payments to participants. All benefit payments relating to the nonqualified defined pension and other postretirement benefit plans are subject to reimbursement annually, on an after-tax basis, by MetLife, Inc., payable to its ultimate parent, Brighthouse Financial, Inc. (“Brighthouse”).

(5-21) No significant change.

B-I. No significant change.

**13. Capital Surplus, Shareholder’s Dividend Restrictions and Quasi Reorganizations**

No significant change.

**14. Liabilities, Contingencies and Assessments**

A-E. No significant change.

---

**NOTES TO THE FINANCIAL STATEMENTS**

---

## F. All Other Contingencies

## Uncollectible Premium Receivables

The Company had admitted assets of \$3,442,045 and \$5,085,202 at March 31, 2018 and December 31, 2017, respectively, in uncollected premiums and agents' balances in the course of collection. The Company routinely assesses the ability to collect these receivables. Based upon Company experience, the amount of premiums and other accounts receivable that may become uncollectible and result in a potential loss is not material to the Company's financial condition.

## Litigation

The Company is a defendant in a number of litigation matters. In some of the matters, large and/or indeterminate amounts, including punitive and treble damages, are sought. Modern pleading practice in the U.S. permits considerable variation in the assertion of monetary damages or other relief. Jurisdictions may permit claimants not to specify the monetary damages sought or may permit claimants to state only that the amount sought is sufficient to invoke the jurisdiction of the trial court. In addition, jurisdictions may permit plaintiffs to allege monetary damages in amounts well exceeding reasonably possible verdicts in the jurisdiction for similar matters. This variability in pleadings, together with the actual experience of the Company in litigating or resolving through settlement numerous claims over an extended period of time, demonstrates to management that the monetary relief which may be specified in a lawsuit or claim bears little relevance to its merits or disposition value.

Due to the vagaries of litigation, the outcome of a litigation matter and the amount or range of potential loss at particular points in time may normally be difficult to ascertain. Uncertainties can include how fact finders will evaluate documentary evidence and the credibility and effectiveness of witness testimony, and how trial and appellate courts will apply the law in the context of the pleadings or evidence presented, whether by motion practice, or at trial or on appeal. Disposition valuations are also subject to the uncertainty of how opposing parties and their counsel will themselves view the relevant evidence and applicable law.

The Company establishes liabilities for litigation and regulatory loss contingencies when it is probable that a loss has been incurred and the amount of the loss can be reasonably estimated. It is possible that some matters could require the Company to pay damages or make other expenditures or establish accruals in amounts that could not be reasonably estimated at March 31, 2018.

*Matters as to Which an Estimate Can Be Made.* For some loss contingency matters, the Company is able to estimate a reasonably possible range of loss. For such matters where a loss is believed to be reasonably possible, but not probable, no accrual has been made. As of March 31, 2018, the aggregate range of reasonably possible losses in excess of amounts accrued for these matters was not material for the Company.

*Matters as to Which an Estimate Cannot Be Made.* For other matters, the Company is not currently able to estimate the reasonably possible loss or range of loss. The Company is often unable to estimate the possible loss or range of loss until developments in such matters have provided sufficient information to support an assessment of the range of possible loss, such as quantification of a damage demand from plaintiffs, discovery from other parties and investigation of factual allegations, rulings by the court on motions or appeals, analysis by experts, and the progress of settlement negotiations. On a quarterly and annual basis, the Company reviews relevant information with respect to litigation contingencies and updates its accruals, disclosures and estimates of reasonably possible losses or ranges of loss based on such reviews.

*Sales Practice Claims.* Over the past several years, the Company has faced claims and regulatory inquiries and investigations, alleging improper marketing or sales of individual life insurance policies, annuities, or other products. The Company continues to defend vigorously against the claims in these matters. The Company believes adequate provision has been made in its financial statements for all probable and reasonably estimable losses for sales practices matters.

*Diversified Lending Group Litigations.* *Hartshorne v. MetLife Inc., et al* (Los Angeles County Superior Court, filed March 25, 2015). Plaintiffs have named MetLife, Inc., MetLife Securities, Inc. and the Company in 12 related lawsuits in California state court alleging various causes of action including multiple negligence and statutory claims relating to a Ponzi scheme involving the Diversified Lending Group. All but one of the plaintiffs have resolved their claims with the defendants. The Company intends to vigorously defend the remaining claim.

*Unclaimed Property Litigation.* *Total Asset Recovery Services, LLC on its own behalf and on behalf of the State of New York v. Brighthouse Financial, Inc., et al* (Supreme Court, New York County, NY, second amended complaint filed November 17, 2017). Total Asset Recovery Services, LLC. (the "Relator") has brought a qui tam action against Brighthouse Financial, Inc., and its subsidiaries and affiliates, under the New York False Claims Act seeking to recover damages on behalf of the State of New York. The action originally was filed under seal on or about December 3, 2010. The State of New York declined to intervene in the action, and the Relator is now prosecuting the action. The Relator alleges that from on or about April 1, 1986 and continuing annually through on or about September 10, 2017, the defendants violated New York State Finance Law Section 189 (1) (g) by failing to timely report and deliver unclaimed insurance property to the State of New York. The Relator is seeking, among other things, treble damages, penalties, expenses and attorneys' fees and prejudgment interest. No specific dollar amount of damages is specified by the Relator who also is suing numerous insurance companies and John Doe defendants. Brighthouse Financial, Inc. has filed a motion to dismiss. The Brighthouse defendants intend to defend this action vigorously.

*Summary.* Various litigation, claims and assessments against the Company, in addition to those discussed previously and those otherwise provided for in the Company's consolidated financial statements, have arisen in the course of the Company's business, including, but not limited to, in connection with its activities as an insurer, investor and taxpayer. Further, state insurance regulatory authorities and other federal and state authorities regularly make inquiries and conduct investigations concerning the Company's compliance with applicable insurance and other laws and regulations.

**NOTES TO THE FINANCIAL STATEMENTS**

It is not possible to predict the ultimate outcome of all pending investigations and legal proceedings. In some of the matters, large and/or indeterminate amounts, including punitive and treble damages, may be sought. Although, in light of these considerations, it is possible that an adverse outcome in certain cases could have a material effect upon the Company's financial position, based on information currently known by the Company's management, in its opinion, the outcomes of pending investigations and legal proceedings are not likely to have such an effect. However, given the large and/or indeterminate amounts that may be sought in certain of these matters and the inherent unpredictability of litigation, it is possible that an adverse outcome in certain matters could, from time to time, have a material effect on the Company's net income or cash flows in any particular period.

**15. Leases**

No significant change.

**16. Information about Financial Instruments with Off-Balance Sheet Risk and Financial Instruments with Concentrations of Credit Risk**

- (1) The table below summarizes the notional amount of the Company's financial instruments (derivatives that are designated as effective hedging instruments and derivatives used in replications) with off-balance sheet credit risk at:

	Assets		Liabilities	
	March 31, 2018	December 31, 2017	March 31, 2018	December 31, 2017
Swaps	\$ 15,916,790	\$ 37,916,790	\$ —	\$ —
Futures	—	—	—	—
Options	—	—	—	—
Total	\$ 15,916,790	\$ 37,916,790	\$ —	\$ —

- (2) No significant change.
- (3) The Company may be exposed to credit-related losses in the event of nonperformance by counterparties to derivatives. Generally, the current credit exposure of the Company's derivatives is limited to the net positive estimated fair value of derivatives at the reporting date after taking into consideration the existence of master netting or similar agreements and any collateral received pursuant to such agreements.

The Company manages its credit risk related to derivatives by entering into transactions with creditworthy counterparties and establishing and monitoring exposure limits. The Company's OTC-bilateral derivative transactions are governed by International Swaps and Derivatives Association, Inc. ("ISDA") Master Agreements which provide for legally enforceable set-off and close-out netting of exposures to specific counterparties in the event of early termination of a transaction, which includes, but is not limited to, events of default and bankruptcy. In the event of an early termination, the Company is permitted to set-off receivables from the counterparty against payables to the same counterparty arising out of all included transactions. Substantially all of the Company's ISDA Master Agreements also include Credit Support Annex provisions which may require both the pledging and accepting of collateral in connection with its OTC-bilateral derivatives.

The Company's OTC-cleared derivatives are affected through central clearing counterparties. Such positions are marked to market and margined on a daily basis (both initial margin and variation margin), and the Company has minimal exposure to credit-related losses in the event of nonperformance by clearing brokers or central clearing counterparties to such derivatives.

Off-balance sheet credit exposure is the excess of positive estimated fair value over positive book/adjusted carrying value for the Company's highly effective hedges and derivatives used in replications at the reporting date. All collateral received from counterparties to mitigate credit-related losses is deemed worthless for the purpose of calculating the Company's off-balance sheet credit exposure. The off-balance sheet credit exposure of the Company's swaps was \$543,717 and \$1,263,067 at March 31, 2018 and December 31, 2017, respectively.

- (4) No significant change.

**17. Sale, Transfer and Servicing of Financial Assets and Extinguishments of Liabilities****A. Transfers of Receivables Reported as Sales**

No significant change.

**B. Transfer and Servicing of Financial Assets**

The Company did not participate in the transfer or servicing of financial assets during the three months ended March 31, 2018.

**C. Wash Sales**

- (1) In the course of the Company's asset management, securities are not sold and reacquired within 30 days of the sale date to enhance the Company's yield on its investment portfolio. There may be occasional isolated incidents where wash sales occur.

**NOTES TO THE FINANCIAL STATEMENTS**

(2) The Company had no wash sales with an NAIC designation 3 or below or unrated securities during the quarter ended March 31, 2018.

**18. Gain or Loss to the Reporting Entity from Uninsured Plans and the Uninsured Portion of Partially Insured Plans**

No significant change.

**19. Direct Premium Written/Produced by Managing General Agents/Third Party Administrators**

No significant change.

**20. Fair Value Information**

A. (1) Assets and Liabilities Measured and Reported at Estimated Fair Value at Reporting Date

**Hierarchy Table**

The following table provides information about financial assets and liabilities measured and reported at estimated fair value at:

	March 31, 2018			
	Fair Value Measurements at Reporting Date Using			Total
	Level 1	Level 2	Level 3	
<b>Assets</b>				
Derivative assets <sup>(1)</sup>				
Foreign currency exchange rate	\$ —	\$ 1,446,071	\$ —	\$ 1,446,071
Separate Account assets <sup>(2)</sup>	—	7,855,880,833	—	7,855,880,833
Total assets	<u>\$ —</u>	<u>\$ 7,857,326,904</u>	<u>\$ —</u>	<u>\$ 7,857,326,904</u>
<b>Liabilities</b>				
Derivative liabilities <sup>(1)</sup>				
Foreign currency exchange rate	\$ —	\$ 504,361	\$ —	\$ 504,361
Separate Account liabilities	—	3,860,395	—	3,860,395
Total liabilities	<u>\$ —</u>	<u>\$ 4,364,756</u>	<u>\$ —</u>	<u>\$ 4,364,756</u>

<sup>(1)</sup> Derivative assets and derivative liabilities presented in the table above represent only those derivatives that are carried at estimated fair value. Accordingly, the amounts above exclude derivatives carried at amortized cost, which include highly effective derivatives and replication synthetic asset transactions.

<sup>(2)</sup> Separate Account assets are subject to General Account claims only to the extent that the value of such assets exceeds the Separate Account liabilities. Investments (stated generally at estimated fair value) and liabilities of the Separate Accounts are reported separately as assets and liabilities. Separate Account assets as presented in the table above may differ from the amounts presented in the Statutory Statements of Assets, Liabilities, Surplus and Other Funds because certain of these investments are not measured at estimated fair value.

**Transfers between Levels 1 and 2**

During the quarter ended March 31, 2018, transfers between Levels 1 and 2 were not significant. Transfers between levels are assumed to occur at the beginning of the annual period.

(2) Assets and Liabilities Measured and Reported at Estimated Fair Value at Reporting Date

**Rollforward Table – Level 3 Assets and Liabilities**

There were no assets and liabilities measured and reported at estimated fair value using significant unobservable (Level 3) inputs for the quarter ended March 31, 2018.

**Transfers into or out of Level 3**

During the three months ended March 31, 2018, there were no transfers into or out of Level 3.

(3) Transfers between levels are assumed to occur at the beginning of the annual reporting period.

(4) Assets and Liabilities Measured and Reported at Estimated Fair Value at Reporting Date.

When developing estimated fair values, the Company considers three broad valuation techniques: (i) the market approach, (ii) the income approach, and (iii) the cost approach. The Company determines the most appropriate valuation technique to use, given what is being measured and the availability of sufficient inputs, giving priority to observable inputs. The Company categorizes its assets and liabilities measured at estimated fair value into a three-level hierarchy, based on the significant input with the lowest level in its valuation. The input levels are as follows:

Level 1 Unadjusted quoted prices in active markets for identical assets or liabilities. The size of the bid/ask spread is used as an indicator of market activity for fixed maturity securities.



---

**NOTES TO THE FINANCIAL STATEMENTS**

---

Level 2 Quoted prices in markets that are not active or inputs that are observable either directly or indirectly. These inputs can include quoted prices for similar assets or liabilities other than quoted prices in Level 1, quoted prices in markets that are not active, or other significant inputs that are observable or can be derived principally from or corroborated by observable market data for substantially the full term of the assets or liabilities.

Level 3 Unobservable inputs that are supported by little or no market activity and are significant to the determination of estimated fair value of the assets or liabilities. Unobservable inputs reflect the reporting entity's own assumptions about the assumptions that market participants would use in pricing the asset or liability.

**Determination of Fair Value**

The Company defines fair value as the price that would be received to sell an asset or paid to transfer a liability (an exit price) in the principal or most advantageous market for the asset or liability in an orderly transaction between market participants on the measurement date. In most cases, the exit price and the transaction (or entry) price will be the same at initial recognition.

In general, investments classified within Level 3 use many of the same valuation technique and inputs as described in the Level 2 discussions. However, if key inputs are unobservable, or if the investments are less liquid and there is very limited trading activity, the investments are generally classified as Level 3. The use of independent non-binding broker quotations to value investments generally indicates there is a lack of liquidity or the general lack of transparency in the process to develop the valuation estimates generally causing such investments to be classified in Level 3.

*Bonds:* For bonds classified as Level 2 assets, estimated fair values are determined using an income approach. The estimated fair value is determined using third-party commercial pricing services, with the primary inputs being quoted prices in markets that are not active, benchmark yields, spreads off benchmark yields, new issuances, issuer rating, trades of identical or comparable securities, or duration for Level 2 assets. Privately-placed securities are valued using the additional key inputs: market yield curve, call provisions, observable prices and spreads for similar public or private securities that incorporate the credit quality and industry sector of the issuer, and delta spread adjustments to reflect specific credit-related issues. Loan-backed securities are valued using the additional key inputs: expected prepayment speeds and volumes, current and forecasted loss severity, ratings, geographic region, weighted average coupon and weighted average maturity, average delinquency rates and debt-service coverage ratios. Other issuance-specific information is also used, including, but not limited to; collateral type, structure of the security, vintage of the loans, payment terms of the underlying asset, payment priority within tranche, and deal performance.

For bonds classified as Level 3 assets, estimated fair values are determined using a market approach. The estimated fair value is determined using matrix pricing or consensus pricing, with the primary inputs being quoted and offered prices.

*Separate Account Assets:* For separate account assets classified as Level 2 assets, estimated fair values are determined using either a market or income approach. The estimated fair value is determined using third-party commercial pricing services, with the primary input being quoted securitization market price determined principally by independent pricing services using observable inputs or quoted prices or reported net asset value ("NAV") provided by the fund managers.

Investment contracts included in Separate Account liabilities represent those balances due to policyholders under contracts that are classified as investment contracts. The carrying value of these Separate Account liabilities, which represents an equivalent summary total of the Separate Account assets supporting these liabilities, approximates the estimated fair value. These investment contracts are classified as Level 2 to correspond with the Separate Account assets backing the investment contracts.

The difference between the estimated fair value of investment contracts included in Separate Account liabilities in the table above and the total recognized in the Statutory Statements of Assets, Liabilities, Surplus and Other Funds represents amounts due under contracts that are accounted for as insurance contracts.

*Derivatives:* For OTC-bilateral derivatives and OTC-cleared derivatives classified as Level 2 assets or liabilities, estimated fair values are determined using the income approach. Valuations of non-option-based derivatives utilize present value techniques, whereas valuations of option-based derivatives utilize option pricing models pricing models which are based on market standard valuation methodologies and a variety of observable inputs.

The significant inputs to the pricing models for most OTC-bilateral and OTC-cleared derivatives are inputs that are observable in the market or can be derived principally from, or corroborated by, observable market data.

Most inputs for OTC-bilateral and OTC-cleared derivatives are mid-market inputs but, in certain cases, liquidity adjustments are made when they are deemed more representative of exit value. Market liquidity, as well as the use of different methodologies, assumptions and inputs, may have a material effect on the estimated fair values of the Company's derivatives and could materially affect the net change in capital and surplus.

The credit risk of both the counterparty and the Company are considered in determining the estimated fair value for all OTC-bilateral and OTC-cleared derivatives, and any potential credit adjustment is based on the net exposure by counterparty after taking into account the effects of netting agreements and collateral arrangements. The Company values its OTC-bilateral and OTC-cleared derivatives using standard swap curves which may include a spread to the risk-free rate, depending upon specific collateral arrangements. This credit spread is appropriate for those parties that execute trades at pricing levels consistent with similar collateral arrangements. As the Company and its significant derivative counterparties generally execute trades at such pricing levels and hold sufficient collateral, additional credit risk adjustments are not currently required in the valuation process. The Company's ability to consistently execute at such pricing levels is in part due to the netting agreements and collateral arrangements that are in place with all of its significant derivative counterparties. An

**NOTES TO THE FINANCIAL STATEMENTS**

evaluation of the requirement to make additional credit risk adjustments is performed by the Company each reporting period.

B. The Company provides additional fair value information in Notes 5 and 16.

C. Estimated Fair Value of All Financial Instruments

Information related to the aggregate fair value of financial instruments is shown below at:

	March 31, 2018					
	Aggregate Fair Value	Admitted Value	Level 1	Level 2	Level 3	Not Practicable (Carrying Value)
<b>Assets</b>						
Bonds	\$ 1,383,723,342	\$ 1,323,353,120	\$ 100,116,206	\$ 1,211,978,859	\$ 71,628,277	\$ —
Mortgage loans	101,831,163	101,786,252	—	—	101,831,163	—
Cash, cash equivalents and short-term investments	71,518,010	71,517,652	67,519,634	3,998,376	—	—
Contract loans	530,222,545	410,034,101	—	35,708,421	494,514,124	—
Derivative assets <sup>(1)</sup>	6,777,785	9,054,612	—	6,777,785	—	—
Investment income due and accrued	25,352,108	25,352,108	—	25,352,108	—	—
Separate Account assets	7,855,880,833	7,855,880,833	—	7,855,880,833	—	—
Total assets	<u>\$ 9,975,305,786</u>	<u>\$ 9,796,978,678</u>	<u>\$ 167,635,840</u>	<u>\$ 9,139,696,382</u>	<u>\$ 667,973,564</u>	<u>\$ —</u>
<b>Liabilities</b>						
Investment contracts included in:						
Liability for deposit-type contracts	\$ 8,427,885	\$ 7,975,124	\$ —	\$ —	\$ 8,427,885	\$ —
Derivative liabilities <sup>(1)</sup>	714,659	623,211	—	714,659	—	—
Payable for collateral received	6,093,221	6,093,221	—	6,093,221	—	—
Investment contracts included in Separate Account liabilities	3,860,395	3,860,395	—	3,860,395	—	—
Total liabilities	<u>\$ 19,096,160</u>	<u>\$ 18,551,951</u>	<u>\$ —</u>	<u>\$ 10,668,275</u>	<u>\$ 8,427,885</u>	<u>\$ —</u>
<b>December 31, 2017</b>						
	Aggregate Fair Value	Admitted Value	Level 1	Level 2	Level 3	Not Practicable (Carrying Value)
<b>Assets</b>						
Bonds	\$ 1,421,039,779	\$ 1,326,012,852	\$ 113,430,386	\$ 1,239,275,859	\$ 68,333,534	\$ —
Mortgage loans	103,614,692	102,310,294	—	—	103,614,692	—
Cash, cash equivalents and short-term investments	49,247,703	49,248,892	17,287,922	31,959,781	—	—
Contract loans	556,455,614	417,288,613	—	35,511,602	520,944,012	—
Derivative assets <sup>(1)</sup>	10,383,314	10,829,448	—	10,383,314	—	—
Investment income due and accrued	24,373,549	24,373,549	—	24,373,549	—	—
Separate Account assets	8,101,051,697	8,101,051,697	—	8,101,051,697	—	—
Total assets	<u>\$ 10,266,166,348</u>	<u>\$ 10,031,115,345</u>	<u>\$ 130,718,308</u>	<u>\$ 9,442,555,802</u>	<u>\$ 692,892,238</u>	<u>\$ —</u>
<b>Liabilities</b>						
Investment contracts included in:						
Liability for deposit-type contracts	\$ 7,792,160	\$ 7,376,129	\$ —	\$ —	\$ 7,792,160	\$ —
Derivative liabilities <sup>(1)</sup>	555,014	485,787	—	555,014	—	—
Payable for collateral received	10,899,954	10,899,954	—	10,899,954	—	—
Investment contracts included in Separate Account liabilities	3,904,374	3,904,374	—	3,904,374	—	—
Total liabilities	<u>\$ 23,151,502</u>	<u>\$ 22,666,244</u>	<u>\$ —</u>	<u>\$ 15,359,342</u>	<u>\$ 7,792,160</u>	<u>\$ —</u>

<sup>(1)</sup> Classification of derivatives is based on each derivative's positive (asset) or negative (liability) book/adjusted carrying value, which equals the net admitted assets and liabilities.

**Assets and Liabilities**

See "A(4) - Assets and Liabilities Measured and Reported at Estimated Fair Value at Reporting Date" above for a description of the valuation technique(s) and the inputs used in the fair value measurement for Level 2 and Level 3 assets and liabilities measured and reported at fair value. Incrementally, assets and liabilities not carried at estimated fair value at the reporting period are described below.

**Bonds, Cash, Cash Equivalents and Short-term Investments**

When available, the estimated fair value for bonds, cash equivalents and short-term investments are based on quoted prices in active markets that are readily and regularly obtainable. Generally, these investments are classified in Level 1, are the most liquid of the Company's securities holdings and valuation of these securities does not involve management's judgment.

The estimated fair value for cash approximates carrying value and is classified as Level 1 given the nature of cash.

For bonds classified as Level 2 assets, estimated fair values are determined using an income approach. The estimated fair value is determined using third-party commercial pricing services, with the primary inputs being quoted prices in markets that are not active, benchmark yields, spreads off benchmark yields, new issuances, issuer rating, trades of identical or comparable securities, or duration for Level 2 assets. Privately-placed securities are valued using the additional key inputs: market yield curve, call provisions, observable prices and spreads for similar public or private securities that incorporate the credit quality and industry sector of the issuer, and delta spread adjustments to reflect specific credit-related issues. Loan-backed securities are valued using the additional key inputs: expected prepayment speeds and volumes, current and forecasted loss severity, ratings, geographic region, weighted average coupon and weighted average maturity, average delinquency rates and debt-service coverage ratios. Other issuance-specific information is also used, including, but not limited to; collateral type, structure of the security, vintage of the loans, payment terms of the underlying asset, payment priority within tranche, and deal performance.

---

**NOTES TO THE FINANCIAL STATEMENTS**

---

For Level 3 assets, estimated fair values are determined using a market approach. The estimated fair value is determined using matrix pricing of consensus pricing, with the primary inputs being quoted and offered prices.

**Mortgage Loans**

For mortgage loans, estimated fair value is primarily determined by estimating expected future cash flows and discounting them using current interest rates for similar mortgage loans with similar credit risk, or is determined from pricing for similar mortgage loans. The estimated fair values for impaired mortgage loans are principally obtained by estimating the fair value of the underlying collateral using market standard appraisal and valuation methods. Mortgage loans valued using significant unobservable inputs are classified in Level 3.

**Contract Loans**

The estimated fair value for contract loans with variable interest rates approximates carrying value due to the absence of borrower credit risk and the short time period between interest rate resets, using observable inputs and is classified as Level 2. For contract loans with fixed interest rates, estimated fair values are determined using a discounted cash flow model applied to groups of similar contract loans determined based on the nature of the underlying insurance liabilities, using unobservable inputs and is classified in Level 3.

**Derivatives**

For Level 2 assets and liabilities not carried at estimated fair value at the reporting period, the estimated fair value is determined using the methodologies described in the above section titled “*Derivatives*.”

**Investment Income Due and Accrued**

The estimated fair value of investment income due and accrued approximates carrying value due as this financial instrument is short-term nature and the Company believes there is minimal risk of material changes in interest rates or the credit of the issuer. These amounts are generally classified as Level 2.

**Investment Contracts Included in Liability for Deposit-Type Contracts**

The fair value of investment contracts included in the liability for deposit-type contracts is estimated by discounting best estimate future cash flows based on assumptions that market participants would use in pricing such liabilities, with consideration of the Company’s non-performance risk (own-credit risk) not reflected in the fair value calculation. The assumptions used in estimating these fair values are based in part on unobservable inputs classified in Level 3.

**Payable for Collateral Received**

The estimated fair value of amounts payable for collateral received approximates carrying value as these obligations are short-term in nature. These amounts are generally classified in Level 2.

D. At March 31, 2018, the Company had no investments where it was not practicable to estimate fair value.

**21. Other Items**

No significant change.

**22. Events Subsequent**

Effective April 2, 2018, the Company executed an intercompany loan to Brighthouse. This transaction resulted in a decrease in cash and cash equivalents of \$40,000,000 and an increase in short-term investments of \$40,000,000.

The Company has evaluated events subsequent to March 31, 2018 through May 10, 2018, which is the date these financial statements were available to be issued, and other than the above item, has determined there are no material subsequent events requiring adjustment to or disclosure in the financial statements.

As of March 31, 2018, the Company is not subject to the annual fee imposed under section 9010 of the Affordable Care Act (“ACA”) due to the Company’s health insurance premium falling below the \$25 million threshold at which the fee applies.

**23. Reinsurance**

No significant change.

**24. Retrospectively Rated Contracts & Contracts Subject to Redetermination**

A-D. No significant change.

E. The Company is not subject to the risk sharing provision of the ACA.

**25. Change in Incurred Losses and Loss Adjustment Expenses**

A. Reserves as of December 31, 2017 were \$4,943,806. As of March 31, 2018, \$175,301 has been paid for incurred claims and claim adjustment expenses attributable to insured events of prior years. Reserves remaining for prior years are now

---

## NOTES TO THE FINANCIAL STATEMENTS

---

\$5,023,759 as a result of re-estimation of unpaid claims and claim adjustment expenses. Therefore, there has been a \$255,254 unfavorable prior-year development from December 31, 2017 to March 31, 2018. The increase is generally the result of ongoing analysis of recent loss development trends. Original estimates are increased or decreased, as additional information becomes known regarding individual claims.

- B. The Company has not made any significant changes to its methodologies or assumptions for calculating unpaid loss liabilities and loss adjustment expenses for the three months ended March 31, 2018.

**26. *Intercompany Pooling Arrangements***

No significant change.

**27. *Structured Settlements***

No significant change.

**28. *Health Care Receivables***

No significant change.

**29. *Participating Policies***

No significant change.

**30. *Premium Deficiency Reserves***

No significant change.

**31. *Reserves for Life Contracts and Deposit-Type Contracts***

No significant change.

**32. *Analysis of Annuity Actuarial Reserves and Deposit Liabilities by Withdrawal Characteristics***

No significant change.

**33. *Premiums and Annuity Considerations Deferred and Uncollected***

No significant change.

**34. *Separate Accounts***

No significant change.

**35. *Loss/Claim Adjustment Expenses***

No significant change.

# GENERAL INTERROGATORIES

## PART 1 - COMMON INTERROGATORIES

### GENERAL

1.1 Did the reporting entity experience any material transactions requiring the filing of Disclosure of Material Transactions with the State of Domicile, as required by the Model Act? Yes [ ] No [X]

1.2 If yes, has the report been filed with the domiciliary state? Yes [ ] No [ ]

2.1 Has any change been made during the year of this statement in the charter, by-laws, articles of incorporation, or deed of settlement of the reporting entity? Yes [ ] No [X]

2.2 If yes, date of change: \_\_\_\_\_

3.1 Is the reporting entity a member of an Insurance Holding Company System consisting of two or more affiliated persons, one or more of which is an insurer? Yes [X] No [ ]  
If yes, complete Schedule Y, Parts 1 and 1A.

3.2 Have there been any substantial changes in the organizational chart since the prior quarter end? Yes [X] No [ ]

3.3 If the response to 3.2 is yes, provide a brief description of those changes.

Various mergers, reorganizations and formations - See Schedule Y Part 1, Organization Chart - regarding information concerning activities of insurer members of a holding company group.

3.4 Is the reporting entity publicly traded or a member of a publicly traded group? Yes [X] No [ ]

3.5 If the response to 3.4 is yes, provide the CIK (Central Index Key) code issued by the SEC for the entity/group. 0001685040

4.1 Has the reporting entity been a party to a merger or consolidation during the period covered by this statement? Yes [ ] No [X]

4.2 If yes, provide name of entity, NAIC Company Code, and state of domicile (use two letter state abbreviation) for any entity that has ceased to exist as a result of the merger or consolidation.

1 Name of Entity	2 NAIC Company Code	3 State of Domicile

5. If the reporting entity is subject to a management agreement, including third-party administrator(s), managing general agent(s), attorney-in-fact, or similar agreement, have there been any significant changes regarding the terms of the agreement or principals involved? Yes [ ] No [X] N/A [ ]  
If yes, attach an explanation.

6.1 State as of what date the latest financial examination of the reporting entity was made or is being made. 12/31/2012

6.2 State the as of date that the latest financial examination report became available from either the state of domicile or the reporting entity. This date should be the date of the examined balance sheet and not the date the report was completed or released. 12/31/2012

6.3 State as of what date the latest financial examination report became available to other states or the public from either the state of domicile or the reporting entity. This is the release date or completion date of the examination report and not the date of the examination (balance sheet date). 06/04/2014

6.4 By what department or departments?

Massachusetts Division of Insurance

6.5 Have all financial statement adjustments within the latest financial examination report been accounted for in a subsequent financial statement filed with Departments? Yes [ ] No [ ] N/A [X]

6.6 Have all of the recommendations within the latest financial examination report been complied with? Yes [ ] No [ ] N/A [X]

7.1 Has this reporting entity had any Certificates of Authority, licenses or registrations (including corporate registration, if applicable) suspended or revoked by any governmental entity during the reporting period? Yes [ ] No [X]

7.2 If yes, give full information:

8.1 Is the company a subsidiary of a bank holding company regulated with the Federal Reserve Board? Yes [ ] No [X]

8.2 If response to 8.1 is yes, please identify the name of the bank holding company.

8.3 Is the company affiliated with one or more banks, thrifts or securities firms? Yes [X] No [ ]

8.4 If the response to 8.3 is yes, please provide below the names and location (city and state of the main office) of any affiliates regulated by a federal regulatory services agency [i.e. the Federal Reserve Board (FRB), the Office of the Comptroller of the Currency (OCC), the Federal Deposit Insurance Corporation (FDIC) and the Securities Exchange Commission (SEC)] and identify the affiliate's primary federal regulator].

1 Affiliate Name	2 Location (City, State)	3 FRB	4 OCC	5 FDIC	6 SEC
Brighthouse Investment Advisers, LLC	Boston, MA				YES
MetLife Investment Advisers, LLC	Whippany, NJ				YES
MetLife Investors Distribution Company	New York, NY				YES
Brighthouse Securities, LLC	Charlotte, NC				YES
MetLife Investment Securities, LLC	Whippany, NJ				YES
Logan Circle Partners, L.P.	Philadelphia, PA				YES

9.1 Are the senior officers (principal executive officer, principal financial officer, principal accounting officer or controller, or persons performing similar functions) of the reporting entity subject to a code of ethics, which includes the following standards? Yes [X] No [ ]

(a) Honest and ethical conduct, including the ethical handling of actual or apparent conflicts of interest between personal and professional relationships;

(b) Full, fair, accurate, timely and understandable disclosure in the periodic reports required to be filed by the reporting entity;

(c) Compliance with applicable governmental laws, rules and regulations;

(d) The prompt internal reporting of violations to an appropriate person or persons identified in the code; and

(e) Accountability for adherence to the code.

9.11 If the response to 9.1 is No, please explain:

9.2 Has the code of ethics for senior managers been amended? Yes [ ] No [X]

9.21 If the response to 9.2 is Yes, provide information related to amendment(s).

# GENERAL INTERROGATORIES

## PART 1 - COMMON INTERROGATORIES

9.3 Have any provisions of the code of ethics been waived for any of the specified officers? Yes [ ] No [X]

9.31 If the response to 9.3 is Yes, provide the nature of any waiver(s).

### FINANCIAL

10.1 Does the reporting entity report any amounts due from parent, subsidiaries or affiliates on Page 2 of this statement? Yes [X] No [ ]

10.2 If yes, indicate any amounts receivable from parent included in the Page 2 amount: \$ 0

### INVESTMENT

11.1 Were any of the stocks, bonds, or other assets of the reporting entity loaned, placed under option agreement, or otherwise made available for use by another person? (Exclude securities under securities lending agreements.) Yes [X] No [ ]

11.2 If yes, give full and complete information relating thereto:

Pledged as collateral not captured in other categories \$399,529.

12. Amount of real estate and mortgages held in other invested assets in Schedule BA: \$ 0

13. Amount of real estate and mortgages held in short-term investments: \$ 0

14.1 Does the reporting entity have any investments in parent, subsidiaries and affiliates? Yes [ ] No [X]

14.2 If yes, please complete the following:

	1 Prior Year End Book/Adjusted Carrying Value	2 Current Quarter Book/Adjusted Carrying Value
14.21 Bonds	\$ 0	\$ 0
14.22 Preferred Stock	0	0
14.23 Common Stock	0	0
14.24 Short-Term Investments	0	0
14.25 Mortgage Loans on Real Estate	0	0
14.26 All Other	0	0
14.27 Total Investment in Parent, Subsidiaries and Affiliates (Subtotal Lines 14.21 to 14.26)	\$ 0	\$ 0
14.28 Total Investment in Parent included in Lines 14.21 to 14.26 above	\$ 0	\$ 0

15.1 Has the reporting entity entered into any hedging transactions reported on Schedule DB? Yes [X] No [ ]

15.2 If yes, has a comprehensive description of the hedging program been made available to the domiciliary state? Yes [X] No [ ]

If no, attach a description with this statement.

16. For the reporting entity's security lending program, state the amount of the following as of current statement date:

16.1 Total fair value of reinvested collateral assets reported on Schedule DL, Parts 1 and 2: \$ 0

16.2 Total book adjusted/carrying value of reinvested collateral assets reported on Schedule DL, Parts 1 and 2: \$ 0

16.3 Total payable for securities lending reported on the liability page: \$ 0

17. Excluding items in Schedule E-Part 3-Special Deposits, real estate, mortgage loans and investments held physically in the reporting entity's offices, vaults or safety deposit boxes, were all stocks, bonds and other securities, owned throughout the current year held pursuant to a custodial agreement with a qualified bank or trust company in accordance with Section 1, III - General Examination Considerations, F. Outsourcing of Critical Functions, Custodial or Safekeeping Agreements of the NAIC *Financial Condition Examiners Handbook*? Yes [X] No [ ]

17.1 For all agreements that comply with the requirements of the NAIC *Financial Condition Examiners Handbook*, complete the following:

1 Name of Custodian(s)	2 Custodian Address
JPMorgan Chase & Co.	4 New York Plaza - 12th Floor, New York, NY, 10004

17.2 For all agreements that do not comply with the requirements of the NAIC *Financial Condition Examiners Handbook*, provide the name, location and a complete explanation:

1 Name(s)	2 Location(s)	3 Complete Explanation(s)

17.3 Have there been any changes, including name changes, in the custodian(s) identified in 17.1 during the current quarter? Yes [ ] No [X]

17.4 If yes, give full and complete information relating thereto:

1 Old Custodian	2 New Custodian	3 Date of Change	4 Reason

17.5 Investment management – Identify all investment advisors, investment managers, broker/dealers, including individuals that have the authority to make investment decisions on behalf of the reporting entity. For assets that are managed internally by employees of the reporting entity, note as such ["...that have access to the investment accounts", "handle securities"].

1 Name of Firm or Individual	2 Affiliation
MetLife Investment Advisors, LLC	U

17.5097 For those firms/individuals listed in the table for Question 17.5, do any firms/individuals unaffiliated with the reporting entity (i.e., designated with a "U") manage more than 10% of the reporting entity's assets? Yes [X] No [ ]

17.5098 For firms/individuals unaffiliated with the reporting entity (i.e., designated with a "U") listed in the table for Question 17.5, does the total assets under management aggregate to more than 50% of the reporting entity's assets? Yes [X] No [ ]

## GENERAL INTERROGATORIES

### PART 1 - COMMON INTERROGATORIES

17.6 For those firms or individuals listed in the table for 17.5 with an affiliation code of "A" (affiliated) or "U" (unaffiliated), provide the information for the table below.

1	2	3	4	5
Central Registration Depository Number	Name of Firm or Individual	Legal Entity Identifier (LEI)	Registered With	Investment Management Agreement (IMA) Filed
142463	MetLife Investment Advisors, LLC	EAU072Q8FCR1S0XGYJ21	SEC	DS

18.1 Have all the filing requirements of the *Purposes and Procedures Manual of the NAIC Investment Analysis Office* been followed? Yes [ X ]    No [ ]

18.2 If no, list exceptions:

19. By self-designating 5\*GI securities, the reporting entity is certifying the following elements for each self-designated 5\*GI security:

- a. Documentation necessary to permit a full credit analysis of the security does not exist.
- b. Issuer or obligor is current on all contracted interest and principal payments.
- c. The insurer has an actual expectation of ultimate payment of all contracted interest and principal.

Has the reporting entity self-designated 5\*GI securities? Yes [ ]    No [ X ]



**GENERAL INTERROGATORIES (continued)**

**PART 2 - LIFE & HEALTH**

1. Report the statement value of mortgage loans at the end of this reporting period for the following categories:

	Amount	
1.1 Long-term mortgages in good standing		
1.11 Farm mortgages.....	\$ 74,542,684	
1.12 Residential mortgages.....	\$ .....	
1.13 Commercial mortgages.....	\$ 27,243,568	
1.14 Total mortgages in good standing.....	\$ 101,786,252	
1.2 Long-term mortgages in good standing with restructured terms		
1.21 Total mortgages in good standing with restructured terms.....	\$ .....	
1.3 Long-term mortgage loans upon which interest is overdue more than three months		
1.31 Farm mortgages.....	\$ .....	
1.32 Residential mortgages.....	\$ .....	
1.33 Commercial mortgages.....	\$ .....	
1.34 Total mortgages with interest overdue more than three months.....	\$ 0	
1.4 Long-term mortgage loans in process of foreclosure		
1.41 Farm mortgages.....	\$ .....	
1.42 Residential mortgages.....	\$ .....	
1.43 Commercial mortgages.....	\$ .....	
1.44 Total mortgages in process of foreclosure.....	\$ 0	
1.5 Total mortgage loans (Lines 1.14 + 1.21 + 1.34 + 1.44) (Page 2, Column 3, Lines 3.1 + 3.2)	\$ 101,786,252	
1.6 Long-term mortgages foreclosed, properties transferred to real estate in current quarter		
1.61 Farm mortgages.....	\$ .....	
1.62 Residential mortgages.....	\$ .....	
1.63 Commercial mortgages.....	\$ .....	
1.64 Total mortgages foreclosed and transferred to real estate.....	\$ 0	
2. Operating Percentages:		
2.1 A&H loss percent.....	328.6	
2.2 A&H cost containment percent.....	.....	
2.3 A&H expense percent excluding cost containment expenses.....	34.5	
3.1 Do you act as a custodian for health savings accounts?.....	Yes [ ]	No [ X ]
3.2 If yes, please provide the amount of custodial funds held as of the reporting date.....	\$ .....	
3.3 Do you act as an administrator for health savings accounts?.....	Yes [ ]	No [ X ]
3.4 If yes, please provide the balance of the funds administered as of the reporting date.....	\$ .....	
4. Is the reporting entity licensed or chartered, registered, qualified, eligible or writing business in at least two states?.....	Yes [ X ]	No [ ]
4.1 If no, does the reporting entity assume reinsurance business that covers risks residing in at least one state other than the state of domicile or the reporting entity?.....	Yes [ ]	No [ ]

**SCHEDULE S - CEDED REINSURANCE**

Showing All New Reinsurance Treaties - Current Year to Date

1 NAIC Company Code	2 ID Number	3 Effective Date	4 Name of Reinsurer	5 Domiciliary Jurisdiction	6 Type of Reinsurance Ceded	7 Type of Reinsurer	8 Certified Reinsurer Rating (1 through 6)	9 Effective Date of Certified Reinsurer Rating
------------------------------	----------------	------------------------	------------------------	----------------------------------	--------------------------------------	---------------------------	---	--

**NONE**

# New England Life Insurance Company SCHEDULE T - PREMIUMS AND ANNUITY CONSIDERATIONS

Current Year to Date - Allocated by States and Territories

1	Active Status (a)	Direct Business Only					
		Life Contracts		4	5	6	7
		2	3				
States, Etc.	(a)	Life Insurance Premiums	Annuity Considerations	A&H Insurance Premiums, Including Policy Membership and Other Fees	Other Considerations	Total Columns 2 through 5	Deposit-Type Contracts
1. Alabama.....	AL L	765,536	65,454	54,319		885,309	
2. Alaska.....	AK L	8,663		1,105		9,768	
3. Arizona.....	AZ L	724,905	114,679	28,200		867,784	
4. Arkansas.....	AR L	461,419		5,991		467,410	
5. California.....	CA L	3,009,235	670,354	11,594		3,691,183	
6. Colorado.....	CO L	1,208,897	62,178	40,112		1,311,187	
7. Connecticut.....	CT L	1,005,440	955,734	52,194		2,013,368	
8. Delaware.....	DE L	524,555	7,800	18,162		550,517	
9. District of Columbia.....	DC L	219,537		10,979		230,516	
10. Florida.....	FL L	2,680,185	401,019	31,508		3,112,712	
11. Georgia.....	GA L	2,183,446	16,923	36,215		2,236,584	
12. Hawaii.....	HI L	260,792	6,540	13,621		280,953	
13. Idaho.....	ID L	44,196	1,050	517		45,763	
14. Illinois.....	IL L	2,092,499	109,791	29,903		2,232,193	
15. Indiana.....	IN L	322,898	16,403	3,663		342,964	
16. Iowa.....	IA L	538,990	3,590	9,944		552,524	
17. Kansas.....	KS L	987,561	4,595	20,366		1,012,522	
18. Kentucky.....	KY L	150,695	2,000	5,684		158,379	
19. Louisiana.....	LA L	429,060	14,972	9,631		453,663	
20. Maine.....	ME L	230,439	16,542	21,792		268,773	
21. Maryland.....	MD L	693,304	3,850	44,448		741,602	
22. Massachusetts.....	MA L	3,606,487	1,595,099	362,236		5,563,822	
23. Michigan.....	MI L	948,958	78,796	12,806		1,040,560	
24. Minnesota.....	MN L	1,794,124	18,784	40,658		1,853,566	
25. Mississippi.....	MS L	364,725	27,377	10,171		402,273	
26. Missouri.....	MO L	1,091,019	4,400	22,790		1,118,209	
27. Montana.....	MT L	35,265	600	832		36,697	
28. Nebraska.....	NE L	485,108	11,200	9,871		506,179	
29. Nevada.....	NV L	101,562	1,902	382		103,846	
30. New Hampshire.....	NH L	393,798	66,660	25,795		486,253	
31. New Jersey.....	NJ L	2,676,399	189,402	118,113		2,983,914	
32. New Mexico.....	NM L	254,680	27,649	2,409		284,738	
33. New York.....	NY L	4,470,818	863,109	109,207		5,443,134	
34. North Carolina.....	NC L	856,176	27,587	39,865		923,628	
35. North Dakota.....	ND L	38,816		375		39,191	
36. Ohio.....	OH L	2,052,490	79,828	45,737		2,178,055	
37. Oklahoma.....	OK L	273,422	1,050	969		275,441	
38. Oregon.....	OR L	207,633	5,906	5,346		218,885	
39. Pennsylvania.....	PA L	3,789,249	465,515	133,119		4,387,883	
40. Rhode Island.....	RI L	237,505	47,840	9,336		294,681	
41. South Carolina.....	SC L	609,178	303,675	18,257		931,110	
42. South Dakota.....	SD L	14,899	1,500	1,031		17,430	
43. Tennessee.....	TN L	733,271	44,690	21,046		799,007	
44. Texas.....	TX L	2,343,984	261,603	66,072		2,671,659	
45. Utah.....	UT L	205,188		5,326		210,514	
46. Vermont.....	VT L	233,356	2,145	6,340		241,841	
47. Virginia.....	VA L	842,299	3,450	111,735		957,484	
48. Washington.....	WA L	290,209	21,705	7,461		319,375	
49. West Virginia.....	WV L	507,236	54,856	1,795		563,887	
50. Wisconsin.....	WI L	820,174	35,425	26,107		881,706	
51. Wyoming.....	WY L	35,752	300	911		36,963	
52. American Samoa.....	AS N					0	
53. Guam.....	GU N	452				452	
54. Puerto Rico.....	PR N	5,171				5,171	
55. US Virgin Islands.....	VI N	956		811		1,767	
56. Northern Mariana Islands.....	MP N					0	
57. Canada.....	CAN N					0	
58. Aggregate Other Alien.....	OT .XXX.	0	0	0	0	0	0
59. Subtotal.....	.XXX.	48,862,611	6,715,527	1,666,857	0	57,244,995	0
90. Reporting entity contributions for employee benefit plans.....	.XXX.					0	
91. Dividends or refunds applied to purchase paid-up additions and annuities.....	.XXX.	891,873				891,873	
92. Dividends or refunds applied to shorten endowment or premium paying period.....	.XXX.					0	
93. Premium or annuity considerations waived under disability or other contract provisions.....	.XXX.	142,234		61,859		204,093	
94. Aggregate other amounts not allocable by State.....	.XXX.	0	166,407	0	0	166,407	0
95. Totals (Direct Business).....	.XXX.	49,896,718	6,881,934	1,728,716	0	58,507,368	0
96. Plus Reinsurance Assumed.....	.XXX.					0	
97. Totals (All Business).....	.XXX.	49,896,718	6,881,934	1,728,716	0	58,507,368	0
98. Less Reinsurance Ceded.....	.XXX.	13,950,399	5,589,777	1,548,630		21,088,806	
99. Totals (All Business) less Reinsurance Ceded.....	.XXX.	35,946,319	1,292,157	180,086	0	37,418,562	0

**DETAILS OF WRITE-INS**

58001.....	.XXX.					0	
58002.....	.XXX.					0	
58003.....	.XXX.					0	
58998. Summary of remaining write-ins for line 58 from overflow page.....	.XXX.	0	0	0	0	0	0
58999. Total (Lines 58001 thru 58003 plus 58998) (Line 58 above).....	.XXX.	0	0	0	0	0	0
9401. Internal policy exchanges.....	.XXX.		166,407			166,407	
9402.....	.XXX.					0	
9403.....	.XXX.					0	
9498. Summary of remaining write-ins for line 94 from overflow page.....	.XXX.	0	0	0	0	0	0
9499. Total (Lines 9401 thru 9403 plus 9498) (Line 94 above).....	.XXX.	0	166,407	0	0	166,407	0

(a) Active Status Count

L - Licensed or Chartered - Licensed insurance carrier or domiciled RRG..... 51  
 E - Eligible - Reporting entities eligible or approved to write surplus lines in the state..... 0

R - Registered - Non-domiciled RRGs..... 0  
 Q - Qualified - Qualified or accredited reinsurer..... 0

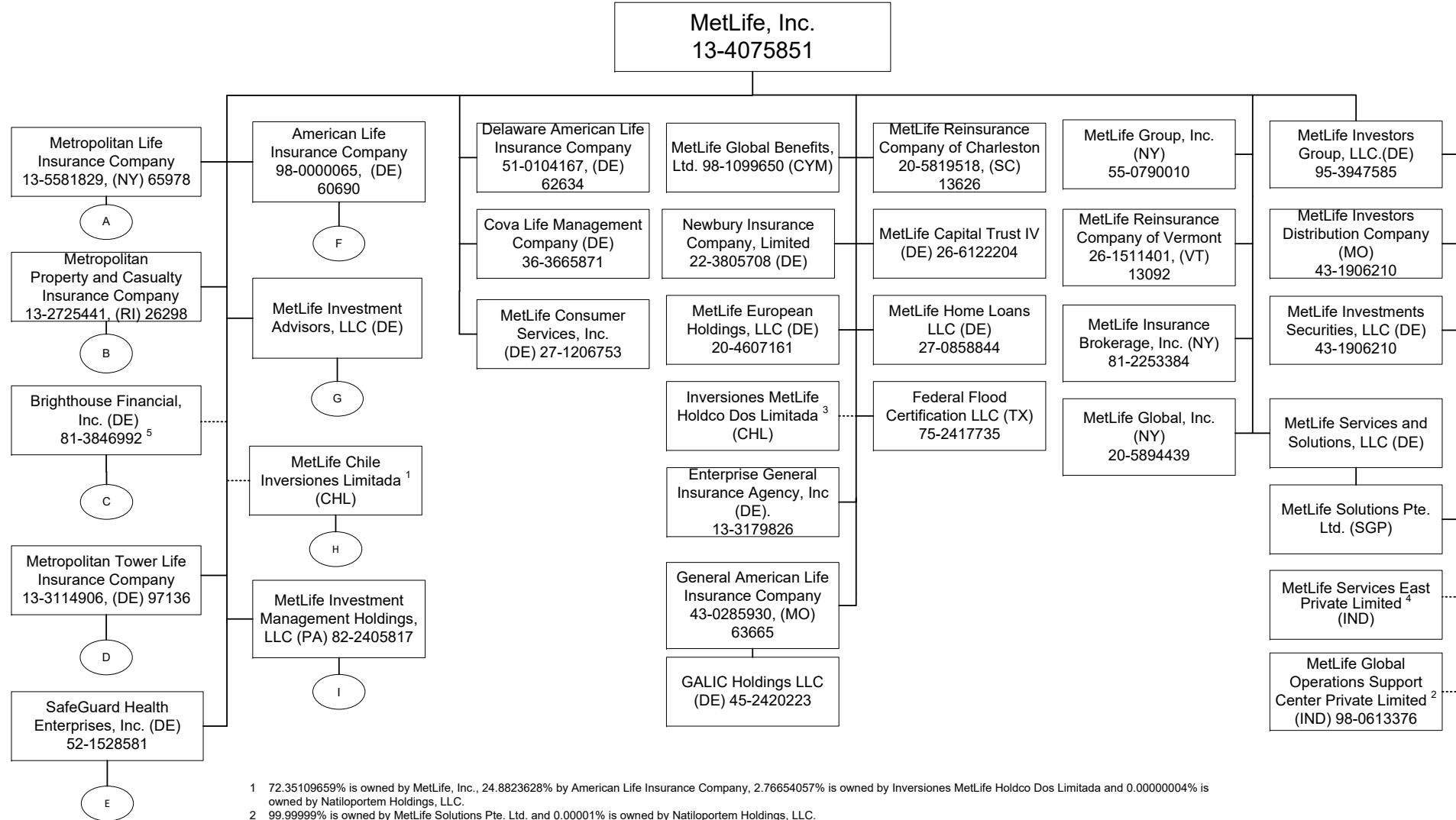
**Explanation of basis of allocation by states, etc., of premiums and annuity considerations**

N - None of the above - Not allowed to write business in the state..... 6

Premiums for Individual Life and Health Policies are distributed according to the address to which the premium notices are sent (if applicable). Considerations for Individual Fixed and Variable Benefit Annuities are distributed according to the state in which the annuitant or owner resides or the address designated as the one to which business communications should be sent (if applicable). For Group Life and Health policies covering less than 500 lives, the premiums received are generally allocated to the state in which the employees are principally located or in which the principal office of the group policyholder is located; for such policies covering 500 or more lives, the premiums or considerations are generally allocated to the state in which the owner of the certificate resides. (if applicable). For Group Annuity contracts that are allocable, considerations are assigned to the principal place of business of the contract sponsor (if applicable). Deposit-type funds for group contracts are allocated to the principal place of business of the plan sponsor, typically the employer that has established a pension or profit sharing plan for the benefit of its employees (if applicable). For individual agreements, deposit-type funds are allocated to the residence of the owner of the contract (if applicable).

SCHEDULE Y - INFORMATION CONCERNING ACTIVITIES OF INSURER MEMBERS OF A HOLDING COMPANY GROUP

PART 1 - ORGANIZATIONAL CHART



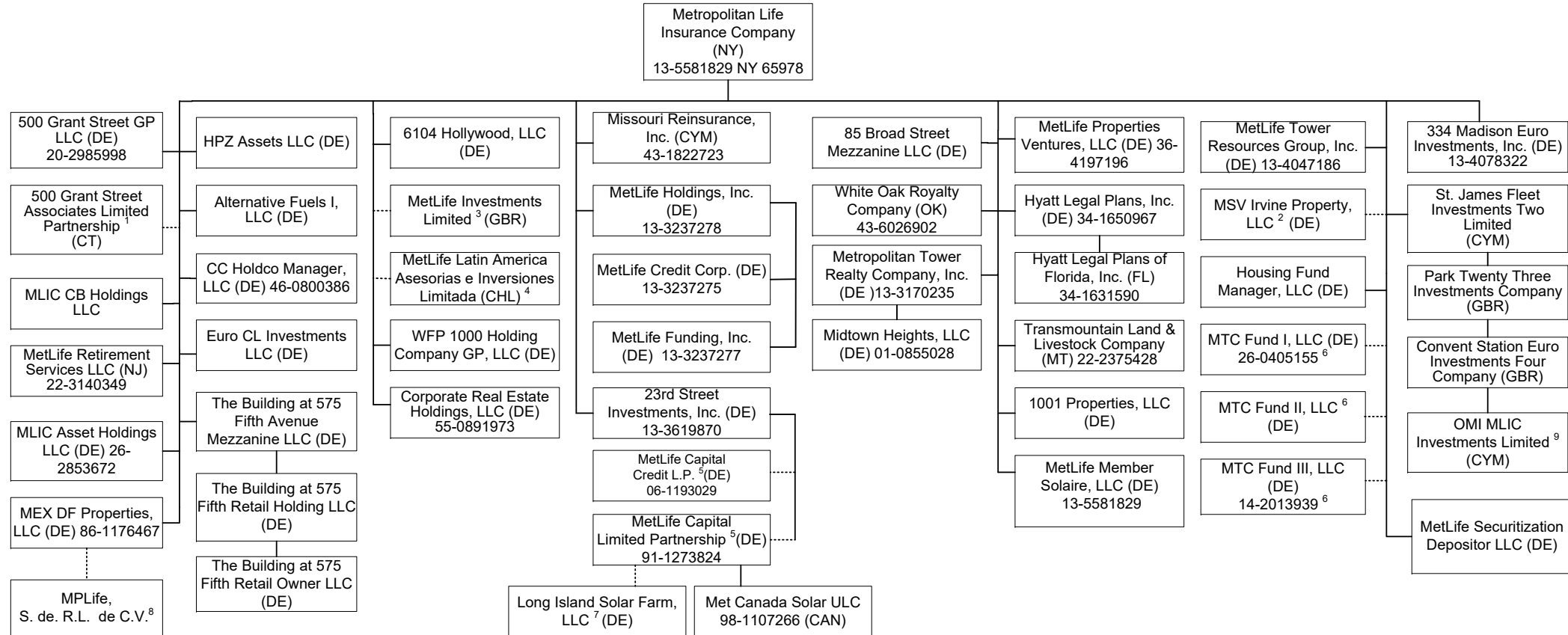
1 72.35109659% is owned by MetLife, Inc., 24.8823628% by American Life Insurance Company, 2.76654057% is owned by Inversiones MetLife Holdco Dos Limitada and 0.00000004% is owned by Natlioportem Holdings, LLC.  
 2 99.999999% is owned by MetLife Solutions Pte. Ltd. and 0.00001% is owned by Natlioportem Holdings, LLC.  
 3 99.99946% of Inversiones MetLife Holdco Dos Limitada is owned by MetLife, Inc., 0.000535% is owned by MetLife International Holdings, LLC. and 0.00000054% is owned by Natlioportem Holdings, LLC.  
 4 99.99% of MetLife Services East Private Limited is owned by MetLife Solutions Pte. Ltd and .01% is owned by Natlioportem Holdings, LLC.  
 5 On August 4, 2017, MetLife, Inc. ("MET") distributed approximately 80.8% of the shares of Brighthouse Financial, Inc.'s ("BHF") common stock to MET's common shareholders. As a result, MET's ownership of the BHF shares of common stock decreased to approximately 19.2%. MET granted BHF an irrevocable proxy to vote all of its remaining shares of BHF's common stock in proportion to the votes of BHF's other common shareholders. Consequently MET does not have any voting power over any BHF shares that it still owns. Nevertheless, for the BHF subsidiary insurance companies domiciled in Delaware and New York (Brighthouse Life Insurance Company and Brighthouse Life Insurance Company of NY, respectively) BHF and its affiliates (including these insurance companies) are deemed to be affiliates of MET by their domiciliary state insurance regulators. Accordingly, BHF and its affiliates continue to appear on the MET organizational chart.

Q12

SCHEDULE Y - INFORMATION CONCERNING ACTIVITIES OF INSURER MEMBERS OF A HOLDING COMPANY GROUP

PART 1 - ORGANIZATIONAL CHART

A



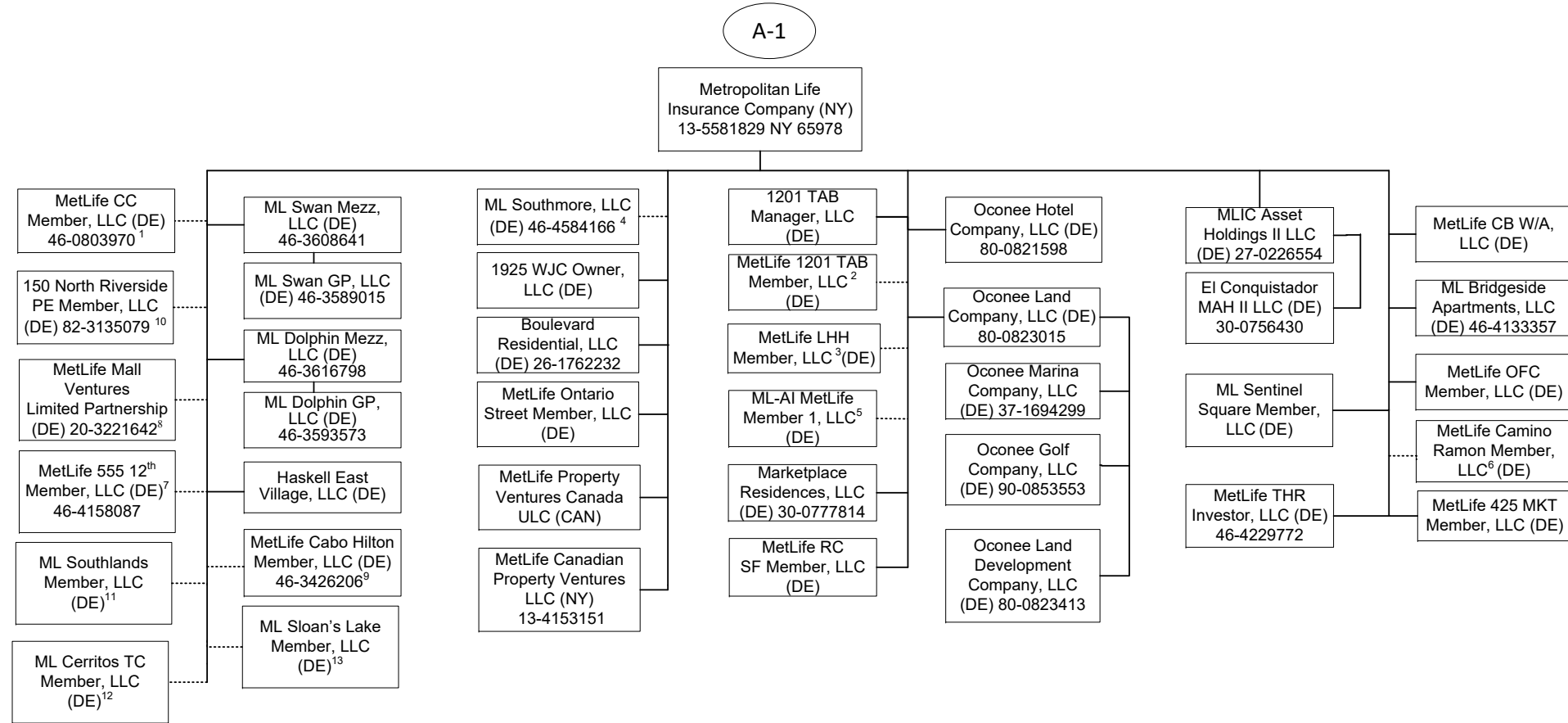
Q12.1

1 99% of 500 Grant Street Associates Limited Partnership is held by Metropolitan Life Insurance Company and 1% by 500 Grant Street GP LLC.  
 2 4% of MSV Irvine Property, LLC is owned by Metropolitan Tower Realty Company, Inc. and 96% is owned by Metropolitan Life Insurance Company.  
 3 23<sup>rd</sup> Street Investments, Inc. holds one share of MetLife Investments Limited.  
 4 23<sup>rd</sup> Street Investments, Inc. holds .01% of MetLife Latin American Asesorias e Inversiones Limitada.

5 1% General Partnership interest is held by 23<sup>rd</sup> Street Investment, Inc. and 99% Limited Partnership interest is held by Metropolitan Life Insurance Company.  
 6 Housing Fund Manager, LLC is the managing member and the remaining interests are held by a third party member.  
 7 9.61% membership interest is held by Brighthouse Renewables Holding, LLC and 90.39% membership interest is held by LISF Solar Trust in which MetLife Capital Limited Partnership has a 100% beneficial interest.  
 8 99% of MPLife, S. de. R.L. de C.V. is owned by MEX DF Properties, LLC and .01% is owned by Euro CL Investments, LLC  
 9 99.9765% of OMI MLIC Investments Limited is owned by St. James Fleet Investments Two Limited and .0235% is owned by Convent Station Euro Investments Four Company.

SCHEDULE Y - INFORMATION CONCERNING ACTIVITIES OF INSURER MEMBERS OF A HOLDING COMPANY GROUP

PART 1 - ORGANIZATIONAL CHART



Q12.2

1 95.122% of MetLife CC Member, LLC is held by Metropolitan Life Insurance Company and 4.878% by General American Life Insurance Company.

2 96.9% of MetLife 1201 TAB Member, LLC is owned by Metropolitan Life Insurance Company and 3.10% is owned by Metropolitan Property and Casualty Insurance Company.

3 99% of MetLife LHH Member, LLC is owned by Metropolitan Life Insurance Company and 1% by General American Life Insurance Company.

4 99% of ML Southmore, LLC is owned by Metropolitan Life Insurance Company and 1% by General American Life Insurance Company.

5 95.199% of the membership interest is owned by Metropolitan Life Insurance Company and 4.801% by Metropolitan Property and Casualty Insurance Company.

6 99% of MetLife Camino Ramon Member, LLC is owned by Metropolitan Life Insurance Company and 1% by General American Life Insurance Company.

7 94.6% of MetLife 555 12th Member, LLC is owned by Metropolitan Life Insurance Company and 5.4% is owned by General American Life Insurance Company.

8 99% LP interest of MetLife Mall Ventures Limited Partnership is owned by Metropolitan Life Insurance Company and 1% GP interest is owned by Metropolitan Tower Realty Company, Inc.

9 83.1% of MetLife Cabo Hilton Member, LLC is owned by Metropolitan Life Insurance Company and 16.9% by General American Life Insurance Company.

10 81.45% of 150 North Riverside PE Member, LLC is owned by Metropolitan Life Insurance Company, 13.32% is owned by General American Life Insurance Company and 5.23% is owned by Metropolitan Tower Life Insurance Company.

11 60% of ML Southlands Member, LLC is owned by Metropolitan Life Insurance Company and 40% is owned by Metropolitan Tower Life Insurance Company.

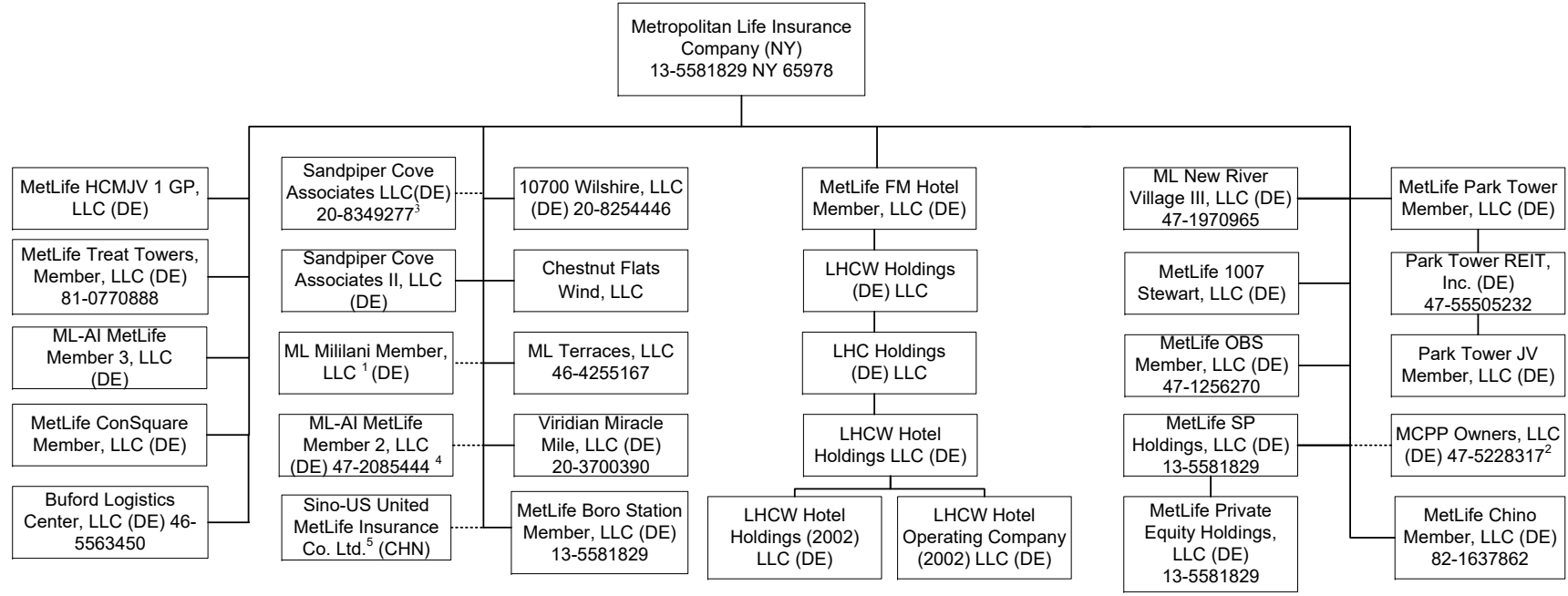
12 60% of ML Cerritos TC Member, LLC is owned by Metropolitan Life Insurance Company and 40% is owned by Metropolitan Tower Life Insurance Company.

13 55% of ML Sloan's Lake Member, LLC is owned by Metropolitan Life Insurance Company and 45% is owned by Metropolitan Tower Life Insurance Company.

SCHEDULE Y - INFORMATION CONCERNING ACTIVITIES OF INSURER MEMBERS OF A HOLDING COMPANY GROUP

PART 1 - ORGANIZATIONAL CHART

A-2



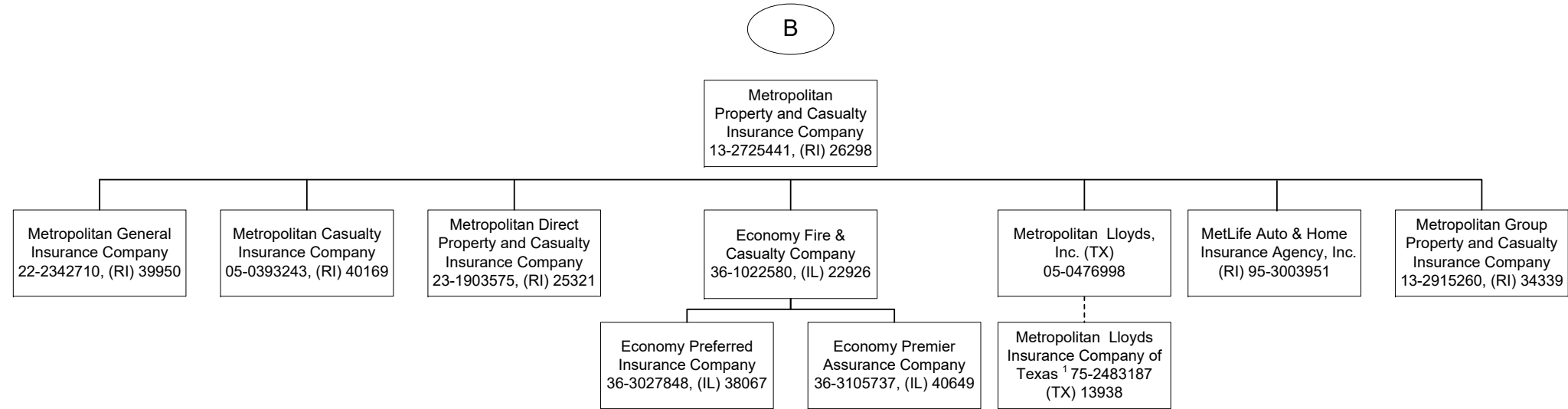
1 95% of ML Mililani Member, LLC is owned by Metropolitan Life Insurance Company and 5% is owned by General American Life Insurance Company.  
 2 84.503% of MCPPI Owners, LLC is owned by Metropolitan Life Insurance Company, 0.603% by General American Life Insurance Company, 1.616% by Metropolitan Tower Life Insurance Company, 13.278% by MTL Leasing, LLC.  
 3 90.59% of the membership interest is owned by Metropolitan Life Insurance Company and 9.41% of the membership interest is owned by Metropolitan Tower Realty Company, Inc.  
 4 98.97% of ML-AI MetLife Member 2, LLC is owned by Metropolitan Life Insurance Company and 1.03% by General American Life Insurance Company.  
 5 50% of Sino-US United MetLife Insurance Co. Ltd. is owned by Metropolitan Life Insurance Company and 50% is owned by a third party.

Q12.3



SCHEDULE Y - INFORMATION CONCERNING ACTIVITIES OF INSURER MEMBERS OF A HOLDING COMPANY GROUP

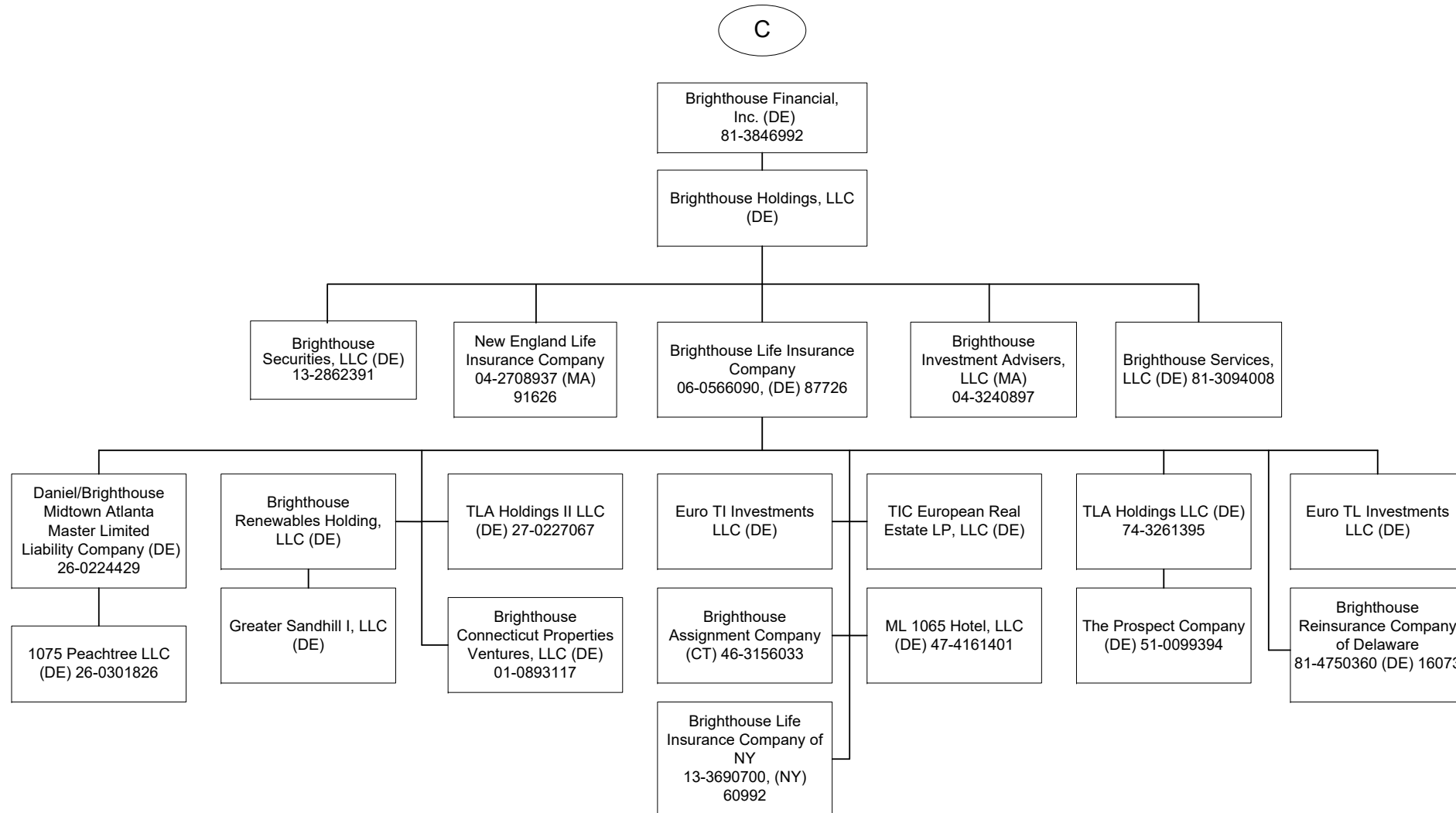
PART 1 - ORGANIZATIONAL CHART



<sup>1</sup> Metropolitan Lloyds Insurance Company of Texas, an affiliated association, provides automobile, homeowner and related insurance for the Texas market. It is an association of individuals designated as underwriters. Metropolitan Lloyds, Inc., a subsidiary of Metropolitan Property and Casualty Insurance Company, serves as the attorney-in-fact and manages the association.

SCHEDULE Y - INFORMATION CONCERNING ACTIVITIES OF INSURER MEMBERS OF A HOLDING COMPANY GROUP

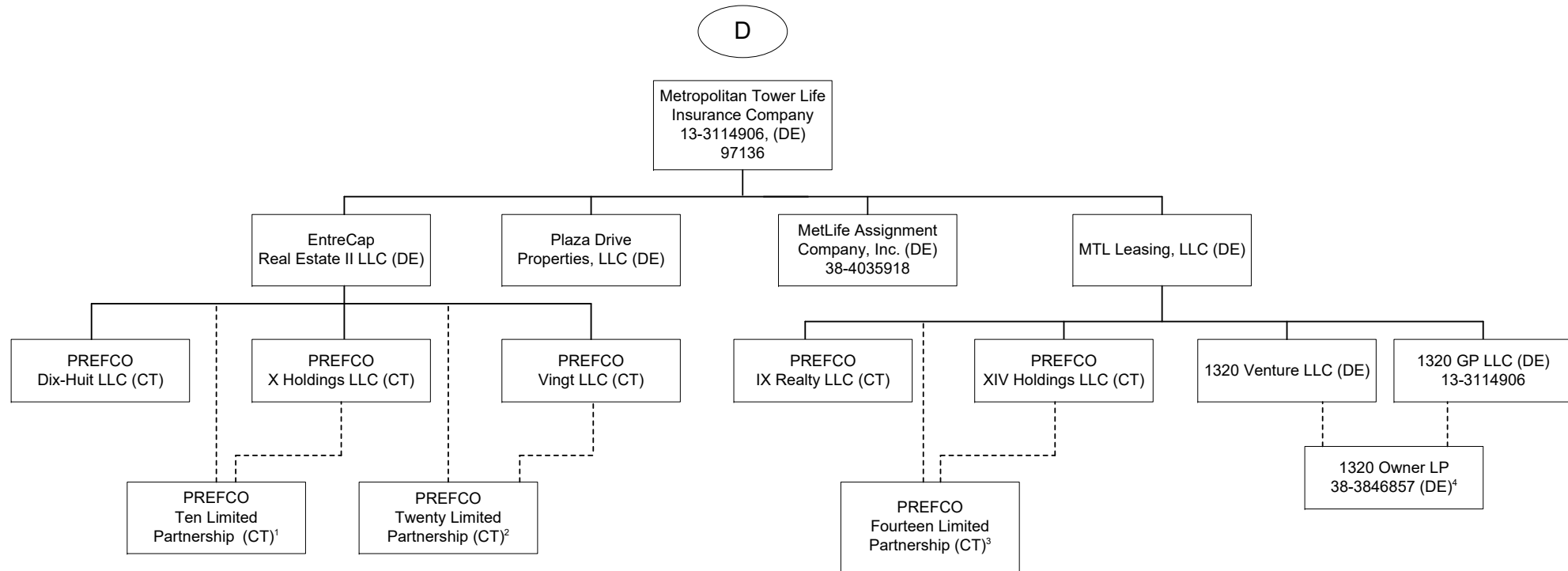
PART 1 - ORGANIZATIONAL CHART



Q12.5

SCHEDULE Y - INFORMATION CONCERNING ACTIVITIES OF INSURER MEMBERS OF A HOLDING COMPANY GROUP

PART 1 - ORGANIZATIONAL CHART



1 99.9% of PREFCO Ten Limited Partnership is owned by EntreCap Real Estate II, LLC and .10% is owned by PREFCO X Holdings LLC.

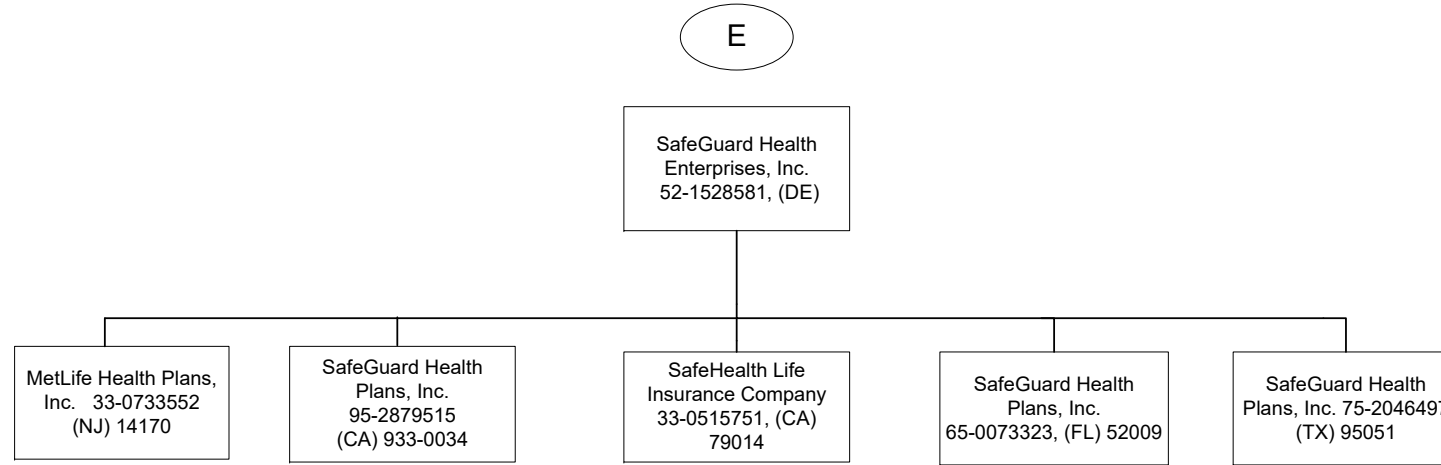
2 99% of PREFCO Twenty Limited Partnership is owned by EntreCap Real Estate II, LLC and 1% is owned by PREFCO Vingt LLC.

3 99.9% of PREFCO Fourteen Limited Partnership is owned by MTL Leasing, LLC and .10% is owned by PREFCO XIV Holdings LLC.

4 99.9% of 1320 Owner LP is owned by 1320 Venture LLC and .10% is owned by 1320 GP LLC.

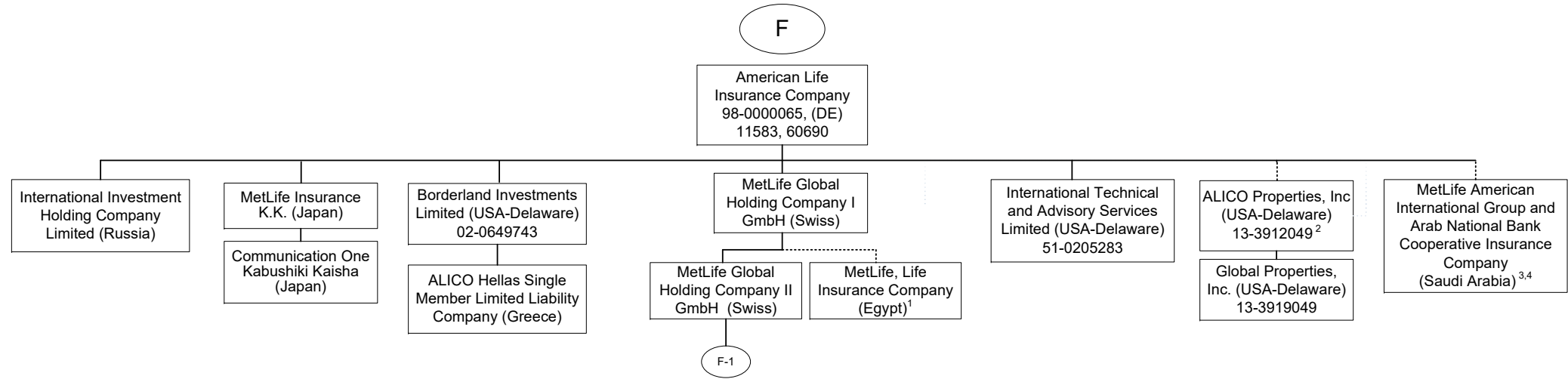
SCHEDULE Y - INFORMATION CONCERNING ACTIVITIES OF INSURER MEMBERS OF A HOLDING COMPANY GROUP

PART 1 - ORGANIZATIONAL CHART



SCHEDULE Y - INFORMATION CONCERNING ACTIVITIES OF INSURER MEMBERS OF A HOLDING COMPANY GROUP

PART 1 - ORGANIZATIONAL CHART

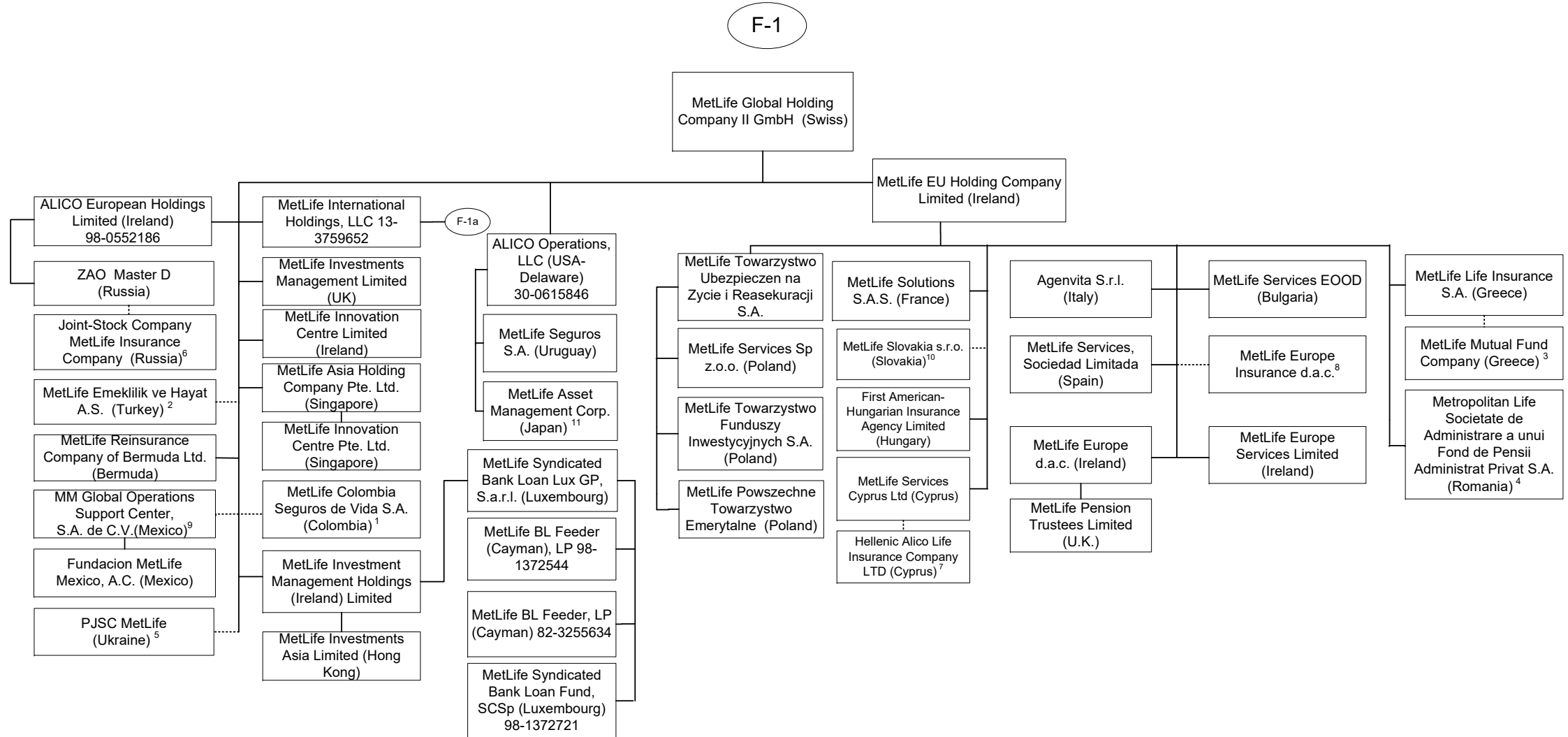


1 84.125% of MetLife, Life Insurance Company (Egypt) is owned by MetLife Global Holding Company I GmbH and the remaining interest by third parties.  
 2 51% of ALICO Properties, Inc. is owned by American Life Insurance Company and the remaining interest by third parties.  
 3 The Delaware Department of Insurance approved a disclaimer of affiliation and therefore, this company is not considered an affiliate under Delaware Law.  
 4 30% of MetLife American International Group and Arab National Bank Cooperative Insurance Company is owned by American Life Insurance Company and the remaining interest by third parties.

SCHEDULE Y - INFORMATION CONCERNING ACTIVITIES OF INSURER MEMBERS OF A HOLDING COMPANY GROUP

PART 1 - ORGANIZATIONAL CHART

Q12.9



1 89.999965974777145% of MetLife Colombia Seguros de Vida S.A. is owned by MetLife Global Holding Company II GmbH, 10.0000311579287926% is owned by MetLife Global Holding Company I GmbH, International Technical and Advisory Services Limited, Borderland Investments Limited and Natiloportem Holdings, LLC each own 0.000000955764687%.

2 99.98% of MetLife Emeklilik ve Hayat A.S. is owned by MetLife Global Holding Company II GmbH (Swiss) and the remaining by third parties.

3 90% of MetLife Mutual Fund Company is owned by MetLife Life Insurance S.A. and the remaining interest by a third party.

4 99.9836% of Metropolitan Life Societate de Administrare a unui Fond de Pensii Administrat Privat S.A. is owned by MetLife EU Holding Company Limited and 0.0164% by MetLife Services Sp z.o.o.

5 99.9988% of PJSC MetLife is owned by MetLife Global Holding Company II GmbH, .0006% is owned by International Technical and Advisory Services Limited and the remaining .0006% is owned by Borderland Investments Limited

6 51% of Joint-Stock Company MetLife Insurance Company is owned by ZAO Master D and 49% is owned by MetLife Global Holding Company II GmbH.

7 27.5% of Hellenic Alico Life Insurance Company Ltd. is owned by MetLife Services Cyprus Ltd (Cyprus) and the remaining by a third party.

8 93% MetLife Europe Insurance d.a.c. is held by MetLife EU Holding Company Limited and the remaining 7% is held by American Life Insurance Company.

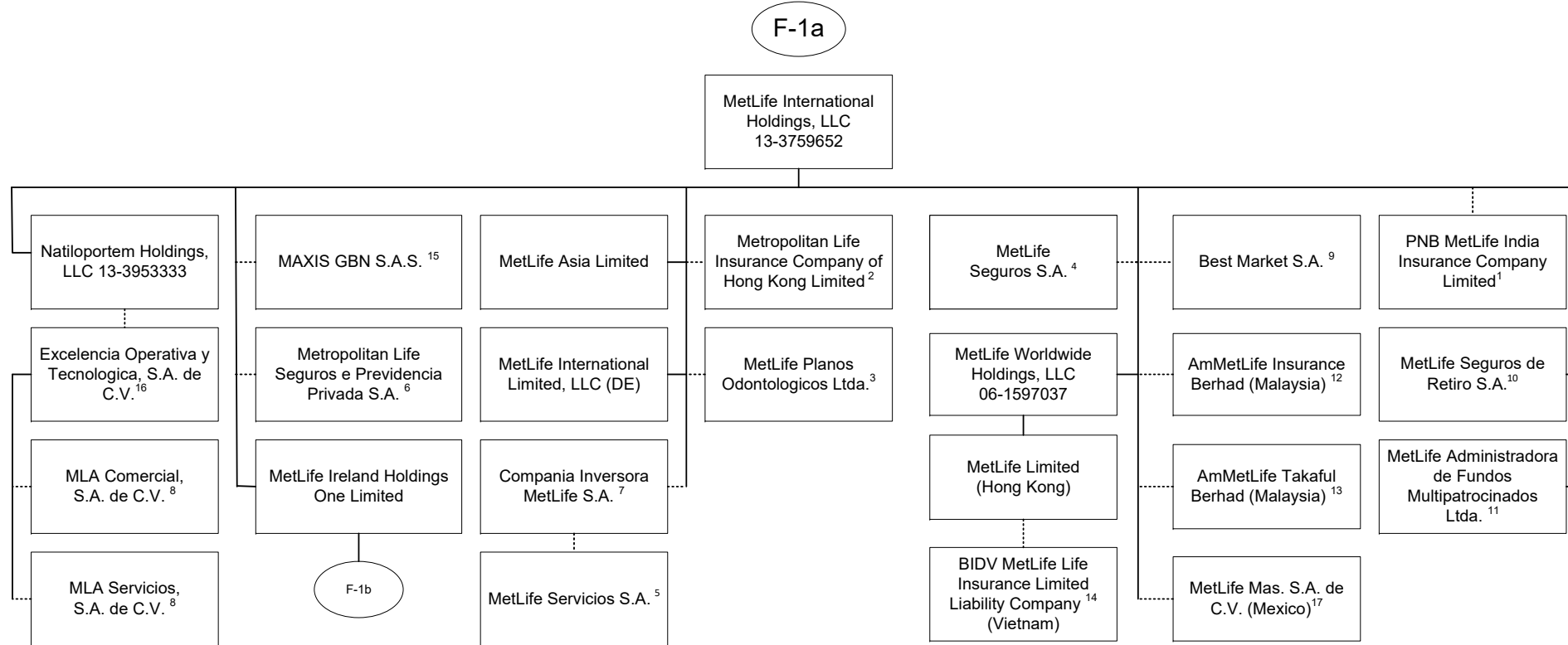
9 99.999509% of MM Global Operations Support Center S.A. de C.V. (Mexico) is held by MetLife Global Holding Company II GmbH (Swiss) and 0.000491% is held by MetLife Global Holding Company I GmbH (Swiss).

10 99.956% of MetLife Slovakia s.r.o. (Slovakia) is owned by MetLife EU Holding Company Limited and 0.044% is owned by ITAS.

11 The official entity name is "MetLife Asset Management Corp. (Japan)" and it is domiciled in Japan.

SCHEDULE Y - INFORMATION CONCERNING ACTIVITIES OF INSURER MEMBERS OF A HOLDING COMPANY GROUP

PART 1 - ORGANIZATIONAL CHART



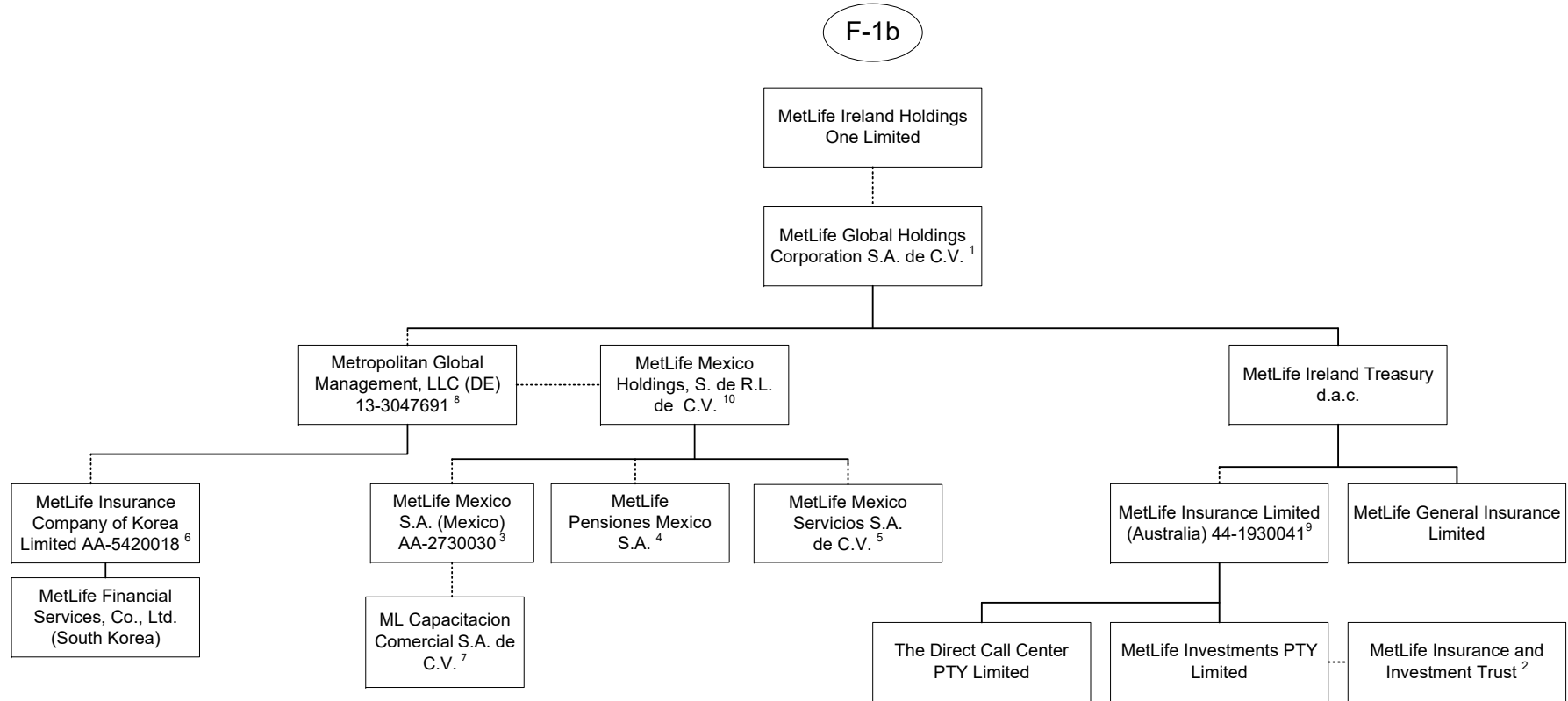
Q12.10

1 26% is owned by MetLife International Holdings, LLC and 74% is owned by third parties.  
 2 99.99935% is owned by MetLife International Holdings, LLC and 0.00065% is owned by Natiloportem Holdings, LLC.  
 3 99.999% is owned by MetLife International Holdings, LLC and .001% is owned by Natiloportem Holdings, LLC.  
 4 95.5242% is owned by MetLife International Holdings, LLC and 2.6753% is owned by Natiloportem Holdings, LLC, and 1.8005% is owned by International Technical and Advisory Services Limited.  
 5 18.87% of the shares of MetLife Servicios S.A. are held by Compania Inversora MetLife S.A., 79.88% is owned by MetLife Seguros S.A., .99% is held by Natiloportem Holdings, LLC and .26% is held by MetLife Seguros de Retiro S.A.  
 6 66.662% is owned by MetLife International Holdings, LLC, 33.337% is owned by MetLife Worldwide Holdings, LLC and 0.001% is owned by Natiloportem Holdings, LLC.  
 7 95.46% is owned by MetLife International Holdings, LLC and 4.54% is owned by Natiloportem Holdings, LLC.  
 8 99% is owned by Excelencia Operativa y Tecnologica, S.A. de C.V. and 1% is owned by MetLife Mexico Servicios S.A. de C.V.  
 9 5% of the shares are held by Natiloportem Holdings, LLC and 95% is owned by MetLife International Holdings, LLC.  
 10 96.8897% is owned by MetLife International Holdings, LLC, 3.1102% is owned by Natiloportem Holdings, and .0001% is owned by International Technical and Advisory Services Limited.  
 11 99.99998% of MetLife Administradora de Fondos Multipatrocinos Ltda. is owned by MetLife International Holdings, LLC and .00002% by Natiloportem Holdings, LLC.  
 12 50.0000002% of AmMetLife Insurance Berhad is owned by MetLife International Holdings, LLC and the remainder by a third party.  
 13 49.9999996% of AmMetLife Takaful Berhad is owned by MetLife International Holdings, LLC and the remainder by a third party.  
 14 60% of BIDV MetLife Life Insurance Limited Liability Company is held by MetLife Limited (Hong Kong) and the remainder by third parties.  
 15 50% of MAXIS GBN S.A.S. is held by MetLife International Holdings, LLC and the remainder by third parties.  
 16 99% of Excelencia Operativa y Tecnologica, S.A. de C.V. is held by Natiloportem Holdings, LLC and 1% by MetLife Mexico Servicios S.A. de C.V.  
 17 99.99964399% MetLife Mas, SA de C.V. is owned by MetLife International Holdings, LLC and .00035601% is owned by International Technical and Advisory Services Limited.



SCHEDULE Y - INFORMATION CONCERNING ACTIVITIES OF INSURER MEMBERS OF A HOLDING COMPANY GROUP

PART 1 - ORGANIZATIONAL CHART



1 98.9% is owned by MetLife Ireland Holdings One Limited and 1.1% is owned by MetLife International Limited, LLC.

2 MetLife Insurance and Investment Trust is a trust vehicle, the trustee of which is MetLife Investments PTY Limited ("MIPL").

MIPL is a wholly owned subsidiary of MetLife Insurance Limited.

3 99.050271% is owned by MetLife Mexico Holdings, S. de R.L. de C.V. and .949729% is owned by MetLife International Holdings, LLC.

4 97.5125% is owned by MetLife Mexico Holdings, S. de R.L. de C.V. and 2.4875% is owned by MetLife International Holdings, LLC.

5 98% is owned by MetLife Mexico Holdings, S. de R.L. de C.V. and 2% is owned by MetLife International Holdings, LLC.

6 14.64% is owned by MetLife Mexico, S.A. and 85.36% is owned by Metropolitan Global Management, LLC.

7 99% is owned by MetLife Mexico S.A. and 1% is owned by MetLife Mexico Servicios, S.A. de C.V.

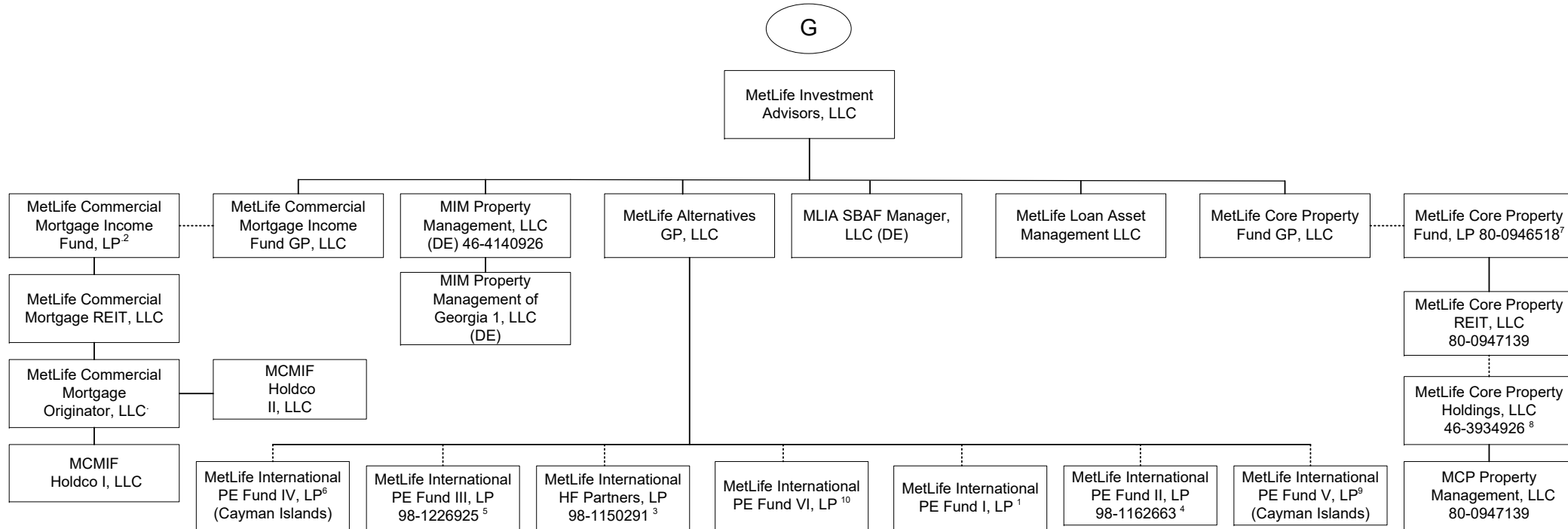
8 99.7% is owned by MetLife Global Holdings Corporation S.A. de C.V. and 0.3% is owned by MetLife International Holdings, LLC.

9 91.16468% of MetLife Insurance Limited (Australia) is owned by MetLife Ireland Treasury d.a.c. and 8.83532% by MetLife Global Holdings Corp. S.A. de C.V..

10 99.99995% is owned by Metropolitan Global Management, LLC and .00005% is owned by Exelencia Operativa y Tecnologica, S.A. de C.V.

SCHEDULE Y - INFORMATION CONCERNING ACTIVITIES OF INSURER MEMBERS OF A HOLDING COMPANY GROUP

PART 1 - ORGANIZATIONAL CHART



Q12.12

1 92.593% of the Limited Partnership interests of this entity is owned by MetLife Insurance K.K, 4.115% is owned by MetLife Mexico S.A., 2.716% by MetLife Limited (Hong Kong) and the remaining 0.576% is owned by Metropolitan Life Insurance Company of Hong Kong Limited.

2 MetLife Commercial Mortgage Income Fund GP, LLC is the General Partner of MetLife Commercial Mortgage Income Fund, LP (the "Fund"). A majority of the limited partnership interests in the Fund are held by third parties. The following affiliates hold a minority share of the limited partnership interests in the Fund: Metropolitan Life Insurance Company owns 33.20%, MetLife Limited owns 3.54%, MetLife Insurance Company of Korea Limited owns 2.96%, Metropolitan Life Insurance Company of Hong Kong Limited owns 0.41% and Brighthouse Life Insurance Company owns 11.14%.

3 88.22% of the Limited partnership interests of this entity is owned by MetLife Insurance K.K (Japan), 9.47% is owned by MetLife Insurance Company of Korea Limited, 2.29% is owned by MetLife Limited (Hong Kong) and 0.02% is owned by MetLife Alternatives, GP.

4 94.54% of the limited partnership interest of MetLife International PE Fund II, LP is owned by MetLife Insurance K.K. (Japan), 2.77% is owned by MetLife Limited (Hong Kong), 2.1% is owned by MetLife Mexico, S.A. and 0.59% is owned by Metropolitan Life Insurance Company Hong Kong Limited.

5 88.93% of the limited partnership interest of MetLife International PE Fund III, LP is owned by MetLife Insurance K.K. (Japan), 7.91% is owned by MetLife Insurance Company of Korea Limited, 2.61% is owned by MetLife Limited (Hong Kong) and 0.55% is owned by Metropolitan Life Insurance Company Hong Kong Limited.

6 94.70% of the Limited Partnership interests of MetLife International PE Fund IV, LP is owned by MetLife Insurance K.K, 3.79% is owned by MetLife Insurance Company of Korea Limited, 1.51% is owned by MetLife Limited (Hong Kong)

7 MetLife Core Property Fund GP, LLC is the general partner of MetLife Core Property Fund, LP (the "Fund"). A substantial majority of the limited partnership interests in the Fund are held by third parties. The following affiliates hold a minority share of the limited partnership interests in the Fund: Metropolitan Life Insurance Company owns 20.06%, Metropolitan Life insurance Company (on behalf of Separate Account 746) owns 3.24%, MetLife Insurance Company of Korea Limited owns 2.91%, General American Life Insurance Company owns 0.07% and Brighthouse Life Insurance Company owns 0.14%.

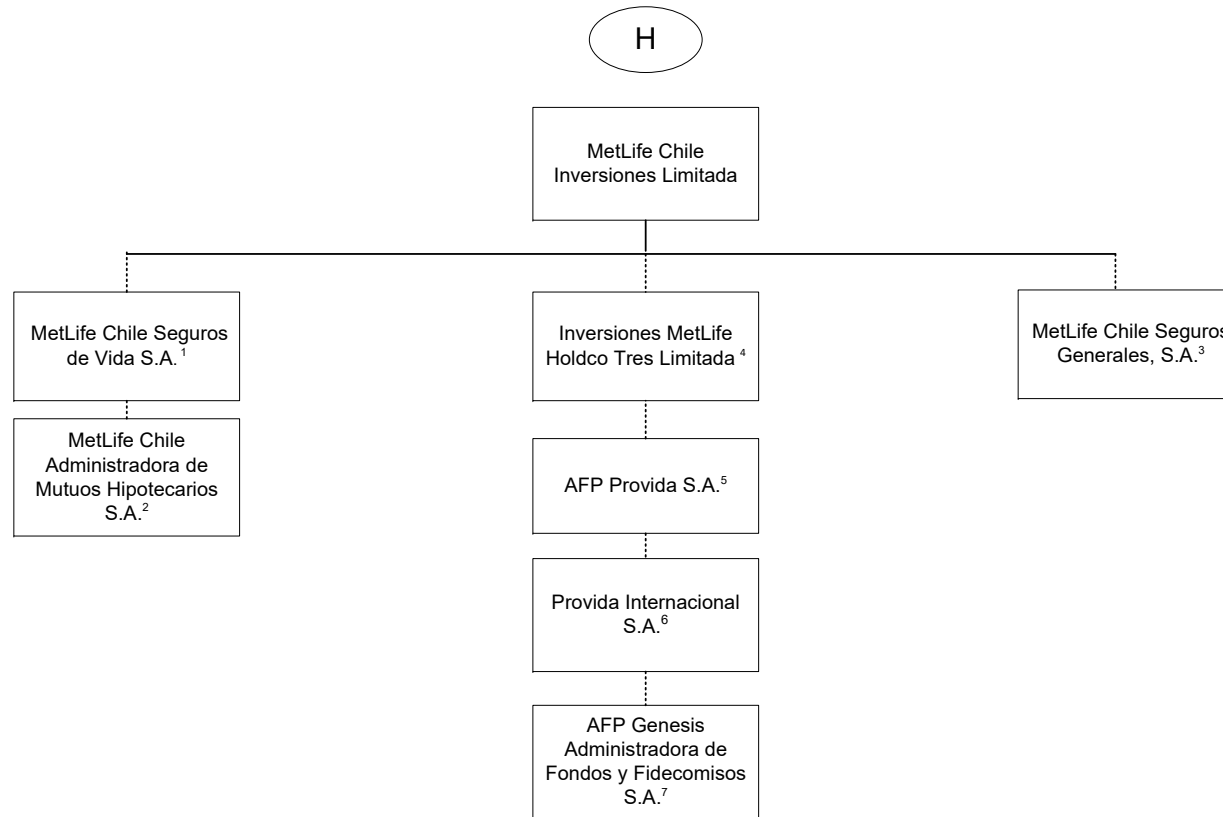
8 MetLife Core Property Holdings, LLC holds the following single-property LLC's: Magnolia Park Greenville Venture, LLC; Magnolia Park Greenville, LLC; MCP 100 Congress Member, LLC; MCP 1900 McKinney, LLC; MCP 22745 & 22755 Relocation Drive, LLC; MCP 3040 Post Oak, LLC; MCP 4600 South Syracuse, LLC; MCP 550 West Washington, LLC; MCP 60 11th Street, LLC; MCP 60th 11th Street Member, LLC; MCP 7 Riverway, LLC; MCP 9020 Murphy Road, LLC; MCP Alley 24 East, LLC; MCP Ashton South End, LLC; MCP Block 23 Members, LLC; MCP Buford Logistics Center 2 Member LLC; MCP Buford Logistics Center, Bldg B, LLC; MCP Burnside Member, LLC; MCP Denver Pavilions Member, LLC; MCP DMCBP Phase II Member LLC; MCP EnV Chicago, LLC; MCP Fife Enterprise Center, LLC; MCP Highland Park Lender, LLC; MCP Lodge at Lakecrest, LLC; MCP Magnolia Park Member, LLC; MCP Main Street Village, LLC; MCP Mountain Technology Center Member TRS, LLC; MCP Northyards Holdco, LLC; MCP Northyards Master Lessee, LLC; MCP Northyards Owner, LLC; MCP One Westside, LLC; MCP Paragon Point, LLC; MCP Plaza at Legacy, LLC; MCP Property Management, LLC; MCP Seattle Gateway I Member, LLC; MCP Seattle Gateway II Member, LLC; MCP Seventh and Osborne MF Member, LLC; MCP Seventh and Osborne Retail Member, LLC; MCP SoCal Industrial Kellwood, LLC; MCP SoCal Industrial-Anaheim, LLC; MCP SoCal Industrial-Bernardo, LLC; MCP SoCal Industrial-Concourse, LLC; MCP SoCal Industrial-Fullerton, LLC; MCP SoCal Industrial-LAX, LLC; MCP SoCal Industrial-Loker, LLC; MCP SoCal Industrial-Ontario, LLC; MCP SoCal Industrial-Springdale, LLC; MCP SoCal Industry-Redondo, LLC; MCP The Palms Doral, LLC; MCP Trimble Campus, LLC; MCP VOA Holdings, LLC; MCP VOA I & III, LLC; MCP VOA II, LLC; MCP Waterford Atrium, LLC; MCP Acquisition, LLC; MetLife Core Property TRS, LLC.

9 81.699% of the Limited Partnership interests of this entity is owned by MetLife Insurance K.K., 15.033% is owned by MetLife Limited (Hong Kong) and 3.268% is owned by MetLife Insurance Company of Korea, Limited.

10 95.652% of the Limited Partnership interests of MetLife International PE Fund VI, LP is owned by MetLife Insurance K.K, and 4.348% is owned by MetLife Insurance Company of Korea.

SCHEDULE Y - INFORMATION CONCERNING ACTIVITIES OF INSURER MEMBERS OF A HOLDING COMPANY GROUP

PART 1 - ORGANIZATIONAL CHART

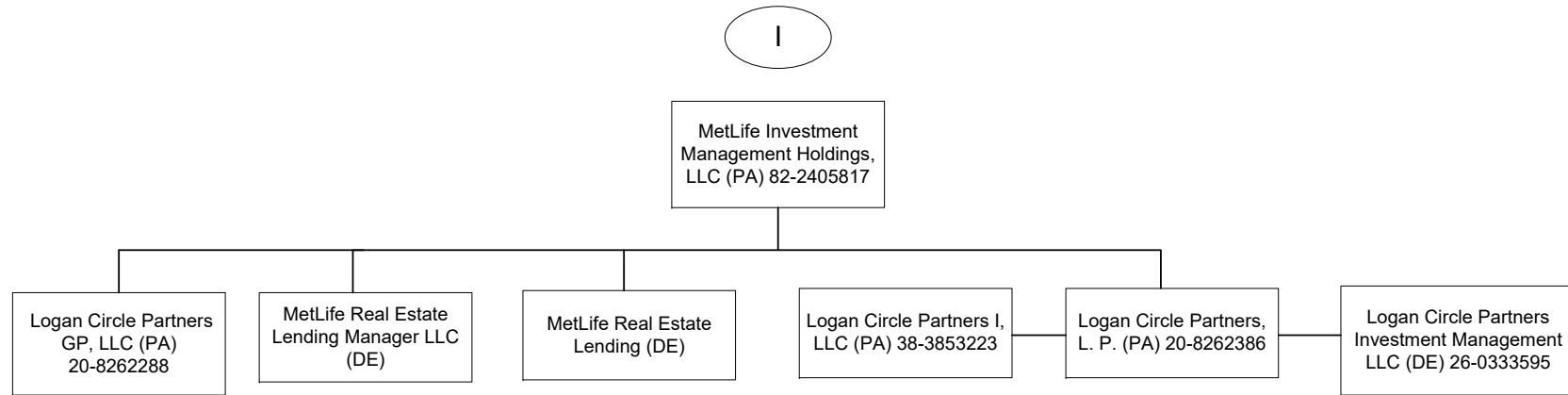


1 99.997% is held by MetLife Chile Inversiones Limitada and .003% by International Technical and Advisory Services Limited.  
 2 99.9% is held by MetLife Chile Seguros de Vida S.A. and 0.1% by MetLife Chile Inversiones Limitada.  
 3 99.98% of MetLife Chile Seguros Generales, S.A. is owned by MetLife Chile Inversiones Limitada and 0.02% by Inversiones MetLife Holdco Dos Limitada.  
 4 97.13% of Inversiones MetLife Holdco Tres Limitada is owned by MetLife Chile Inversiones Limitada and 2.87% is owned by Inversiones MetLife Holdco Dos Limitada.

5 42.3815% of AFP Provida S.A. is owned by Inversiones MetLife Holdco Dos Limitada, 42.3815% owned by Inversiones MetLife Holdco Tres Limitada and 10.9224% by MetLife Chile Inversiones Limitada and the remainder is owned by the public.  
 6 99.99% of Provida Internacional S.A. is owned by AFP Provida S.A. and .01% by MetLife Chile Inversiones Limitada.  
 7 99.9% of AFP Genesis Administradora de Fondos y Fidecomisos S.A. is owned by Provida Internacional S.A. and 0.1% by AFP Provida S.A.

SCHEDULE Y - INFORMATION CONCERNING ACTIVITIES OF INSURER MEMBERS OF A HOLDING COMPANY GROUP

PART 1 - ORGANIZATIONAL CHART



SCHEDULE Y - INFORMATION CONCERNING ACTIVITIES OF INSURER MEMBERS OF A HOLDING COMPANY GROUP

PART 1 - ORGANIZATIONAL CHART

- 1) The voting securities (excluding directors' qualifying shares, if any) of each subsidiary shown on the organizational chart are 100% owned by their respective parent corporation, unless otherwise indicated.
- 2) The Metropolitan Money Market Pool and MetLife Intermediate Income Pool are pass-through investments pools, of which Metropolitan Life Insurance Company and/or its subsidiaries and/or affiliates are general partners.
- 3) The MetLife, Inc. organizational chart does not include real estate joint ventures and partnerships of which MetLife, Inc. and/or its subsidiaries is an investment partner. In addition, certain inactive subsidiaries have also been omitted.
- 4) MetLife Services EEIG is a cost-sharing mechanism used in European Union for European Union-affiliated members.

**SCHEDULE Y**

**PART 1A - DETAIL OF INSURANCE HOLDING COMPANY SYSTEM**

1	2	3	4	5	6	7	8	9	10	11	12	13	14	15	16
Group Code	Group Name	NAIC Company Code	ID Number	Federal RSSD	CIK	Name of Securities Exchange if Publicly Traded (U.S. or International)	Names of Parent, Subsidiaries or Affiliates	Domiciliary Location	Relationship to Reporting Entity	Directly Controlled by (Name of Entity/Person)	Type of Control (Ownership Board, Management, Attorney-in-Fact, Influence, Other)	If Control is Ownership Provide Percentage	Ultimate Controlling Entity(ies)/Person(s)	Is an SCA Filing Required? (Y/N)	*
<b>Members</b>															
0241	MetLife	00000	13-4075851	2945824	1099219	NYSE, ISE	MetLife, Inc.	DE	UIP	Board of Directors	Board of Directors		Board of Directors	Y	
0241	MetLife	65978	13-5581829	1583845	937834		Metropolitan Life Insurance Company	NY	IA	MetLife, Inc.	Ownership	100.000	MetLife, Inc.	N	
0241	MetLife	00000	20-2985998				500 Grant Street GP, LLC	DE	NIA	Metropolitan Life Insurance Company	Ownership	100.000	MetLife, Inc.	N	
0241	MetLife	00000					500 Grant Street Associates Limited Partnership	CT	NIA	Metropolitan Life Insurance Company	Ownership	99.000	MetLife, Inc.	N	
0241	MetLife	00000					500 Grant Street Associates Limited Partnership	CT	NIA	500 Grant Street GP LLC	Ownership	1.000	MetLife, Inc.	N	
0241	MetLife	00000	22-3140349				MetLife Retirement Services LLC	NJ	NIA	Metropolitan Life Insurance Company	Ownership	100.000	MetLife, Inc.	N	
0241	MetLife	63665	43-0285930		728240		General American Life Insurance Company	MO	IA	MetLife, Inc.	Ownership	100.000	MetLife, Inc.	N	
0241	MetLife	00000	45-2420223				GALIC Holdings LLC	DE	NIA	General American Life Insurance Company	Ownership	100.000	MetLife, Inc.	N	
0241	MetLife	00000					MLIC CB Holdings LLC	DE	NIA	Metropolitan Life Insurance Company	Ownership	100.000	MetLife, Inc.	N	
0241	MetLife	00000					HPZ Assets LLC	DE	NIA	Metropolitan Life Insurance Company	Ownership	100.000	MetLife, Inc.	N	
0241	MetLife	00000					Alternative Fuels I, LLC	DE	NIA	Metropolitan Life Insurance Company	Ownership	100.000	MetLife, Inc.	N	
0241	MetLife	00000	46-0800386				CC Holdco Manager, LLC	DE	NIA	Metropolitan Life Insurance Company	Ownership	100.000	MetLife, Inc.	N	
0241	MetLife	00000	13-5581829				MetLife Private Equity Holdings, LLC	DE	NIA	MetLife SP Holdings, LLC	Ownership	100.000	MetLife, Inc.	N	
0241	MetLife	00000					Euro CL Investments LLC	DE	NIA	Metropolitan Life Insurance Company	Ownership	100.000	MetLife, Inc.	N	
0241	MetLife	00000	13-5581829				1001 Properties, LLC	DE	NIA	Metropolitan Life Insurance Company	Ownership	100.000	MetLife, Inc.	N	
0241	MetLife	00000	26-0291767				6104 Hollywood, LLC	DE	NIA	Metropolitan Life Insurance Company	Ownership	100.000	MetLife, Inc.	N	
0241	MetLife	00000					The Building at 575 Fifth Avenue Mezzanine LLC	DE	NIA	Metropolitan Life Insurance Company	Ownership	100.000	MetLife, Inc.	N	
0241	MetLife	00000					The Building at 575 Fifth Avenue Mezzanine LLC	DE	NIA	The Building at 575 Fifth Avenue Mezzanine LLC	Ownership	100.000	MetLife, Inc.	N	
0241	MetLife	00000					The Building at 575 Fifth Retail Holding LLC	DE	NIA	The Building at 575 Fifth Retail Holding LLC	Ownership	100.000	MetLife, Inc.	N	
0241	MetLife	00000	20-8254446				10700 Wilshire, LLC	DE	NIA	Metropolitan Life Insurance Company	Ownership	100.000	MetLife, Inc.	N	
0241	MetLife	00000	20-8342977				Sandpiper Cove Associates II, LLC	DE	NIA	Metropolitan Life Insurance Company	Ownership	100.000	MetLife, Inc.	N	
0241	MetLife	00000	47-3741955				ML Mililani Member, LLC	DE	NIA	Metropolitan Life Insurance Company	Ownership	95.000	MetLife, Inc.	N	
0241	MetLife	00000	47-3741955				ML Mililani Member, LLC	DE	NIA	General American Life Insurance Company	Ownership	5.000	MetLife, Inc.	N	
0241	MetLife	00000	47-5228317				MCPPP Owners, LLC	DE	NIA	Metropolitan Life Insurance Company	Ownership	84.503	MetLife, Inc.	N	
0241	MetLife	00000	47-5228317				MCPPP Owners, LLC	DE	NIA	General American Life Insurance Company	Ownership	0.603	MetLife, Inc.	N	
0241	MetLife	00000	47-5228317				MCPPP Owners, LLC	DE	NIA	Metropolitan Tower Life Insurance Company	Ownership	1.616	MetLife, Inc.	N	
0241	MetLife	00000	47-5228317				MCPPP Owners, LLC	DE	NIA	MTL Leasing, LLC	Ownership	13.278	MetLife, Inc.	N	
0241	MetLife	00000	20-3700390				Viridian Miracle Mile, LLC	DE	NIA	Metropolitan Life Insurance Company	Ownership	100.000	MetLife, Inc.	N	
0241	MetLife	00000	98-1107266				MetLife Canada Solar ULC	CAN	NIA	MetLife Capital, Limited Partnership	Ownership	100.000	MetLife, Inc.	N	
0241	MetLife	00000		4275534			MetLife Investments Asia Limited (Hong Kong)	HKG	NIA	MetLife Investment Management Holdings (Ireland) Limited	Ownership	100.000	MetLife, Inc.	N	

013

**SCHEDULE Y**

**PART 1A - DETAIL OF INSURANCE HOLDING COMPANY SYSTEM**

1	2	3	4	5	6	7	8	9	10	11	12	13	14	15	16
Group Code	Group Name	NAIC Company Code	ID Number	Federal RSSD	CIK	Name of Securities Exchange if Publicly Traded (U.S. or International)	Names of Parent, Subsidiaries or Affiliates	Domiciliary Location	Relationship to Reporting Entity	Directly Controlled by (Name of Entity/Person)	Type of Control (Ownership Board, Management, Attorney-in-Fact, Influence, Other)	If Control is Ownership Provide Percentage	Ultimate Controlling Entity(ies)/Person(s)	Is an SCA Filing Required? (Y/N)	*
0241	MetLife.....	00000...		4254427			MetLife Investments Limited (UK).....	GBR.....	NIA.....	Metropolitan Life Insurance Company.....	Ownership.....	99.000	MetLife, Inc.....	Y.....	
0241	MetLife.....	00000...		4254427			MetLife Investments Limited (UK).....	GBR.....	NIA.....	23rd Street Investments, Inc.....	Ownership.....	1.000	MetLife, Inc.....	Y.....	
0241	MetLife.....	00000...		4254445			MetLife Latin America Asesorias e Inversiones Limitada (Chile)	CHL.....	NIA.....	Metropolitan Life Insurance Company.....	Ownership.....	99.990	MetLife, Inc.....	N.....	
0241	MetLife.....	00000...		4254445			MetLife Latin America Asesorias e Inversiones Limitada (Chile)	CHL.....	NIA.....	23rd Street Investments, Inc.....	Ownership.....	0.010	MetLife, Inc.....	N.....	
0241	MetLife.....	00000...	86-1176467..				MEX DF Properties, LLC.....	DE.....	NIA.....	Metropolitan Life Insurance Company.....	Ownership.....	100.000	MetLife, Inc.....	N.....	
0241	MetLife.....	00000...					MPLife, S. de. R. L. de C.V.....	MEX.....	NIA.....	MEX DF Properties, LLC.....	Ownership.....	99.990	MetLife, Inc.....	N.....	
0241	MetLife.....	00000...					MPLife, S. de. R. L. de C.V.....	MEX.....	NIA.....	Euro CL Investments LLC.....	Ownership.....	0.010	MetLife, Inc.....	N.....	
0241	MetLife.....	00000...	55-0891973..				Corporate Real Estate Holdings, LLC.....	DE.....	NIA.....	Metropolitan Life Insurance Company.....	Ownership.....	100.000	MetLife, Inc.....	N.....	
0241	MetLife.....	00000...					WFP 1000 Holding Company GP, LLC.....	DE.....	NIA.....	Metropolitan Life Insurance Company.....	Ownership.....	100.000	MetLife, Inc.....	N.....	
0241	MetLife.....	00000...					MSV Irvine Property, LLC.....	DE.....	NIA.....	Metropolitan Life Insurance Company.....	Ownership.....	96.000	MetLife, Inc.....	N.....	
0241	MetLife.....	00000...					MSV Irvine Property, LLC.....	DE.....	NIA.....	Metropolitan Tower Realty Company, Inc.....	Ownership.....	4.000	MetLife, Inc.....	N.....	
0241	MetLife.....	00000...	13-3619870..				23rd Street Investments, Inc.....	DE.....	NIA.....	Metropolitan Life Insurance Company.....	Ownership.....	100.000	MetLife, Inc.....	Y.....	
0241	MetLife.....	00000...	06-1193029..				MetLife Capital Credit L.P.....	DE.....	NIA.....	Metropolitan Life Insurance Company.....	Ownership.....	99.000	MetLife, Inc.....	N.....	
0241	MetLife.....	00000...	06-1193029..				MetLife Capital Credit L.P.....	DE.....	NIA.....	23rd Street Investments, Inc.....	Ownership.....	1.000	MetLife, Inc.....	N.....	
0241	MetLife.....	00000...	91-1273824..				MetLife Capital, Limited Partnership.....	DE.....	NIA.....	Metropolitan Life Insurance Company.....	Ownership.....	99.000	MetLife, Inc.....	N.....	
0241	MetLife.....	00000...	91-1273824..				MetLife Capital, Limited Partnership.....	DE.....	NIA.....	23rd Street Investments, Inc.....	Ownership.....	1.000	MetLife, Inc.....	N.....	
0241	MetLife.....	00000...					Long Island Solar Farm, LLC.....	DE.....	NIA.....	Brighthouse Renewables Holding, LLC.....	Ownership.....	9.610	MetLife, Inc.....	N.....	
0241	MetLife.....	00000...					Long Island Solar Farm, LLC.....	DE.....	NIA.....	MetLife Capital, Limited Partnership.....	Ownership.....	90.390	MetLife, Inc.....	N.....	
0241	MetLife.....	00000...	43-1822723..	4275507			Missouri Reinsurance, Inc.....	CYM.....	IA.....	Metropolitan Life Insurance Company.....	Ownership.....	100.000	MetLife, Inc.....	Y.....	
0241	MetLife.....	00000...	13-3237278..				MetLife Holdings, Inc.....	DE.....	NIA.....	Metropolitan Life Insurance Company.....	Ownership.....	100.000	MetLife, Inc.....	Y.....	
0241	MetLife.....	00000...	13-3237275..				MetLife Credit Corp.....	DE.....	NIA.....	MetLife Holdings, Inc. (DE).....	Ownership.....	100.000	MetLife, Inc.....	N.....	
0241	MetLife.....	00000...	13-3237277..				MetLife Funding, Inc.....	DE.....	NIA.....	MetLife Holdings, Inc. (DE).....	Ownership.....	100.000	MetLife, Inc.....	N.....	
0241	MetLife.....	00000...					85 Broad Street Mezzanine LLC.....	DE.....	NIA.....	Metropolitan Life Insurance Company.....	Ownership.....	100.000	MetLife, Inc.....	N.....	
0241	MetLife.....	00000...	46-5563450..				Buford Logistics Center, LLC.....	DE.....	NIA.....	Metropolitan Life Insurance Company.....	Ownership.....	100.000	MetLife, Inc.....	N.....	
0241	MetLife.....	00000...					MetLife Park Tower Member, LLC.....	DE.....	NIA.....	Metropolitan Life Insurance Company.....	Ownership.....	100.000	MetLife, Inc.....	N.....	
0241	MetLife.....	00000...	47-5505232..				Park Tower REIT, Inc.....	DE.....	NIA.....	MetLife Park Tower Member, LLC.....	Ownership.....	100.000	MetLife, Inc.....	N.....	
0241	MetLife.....	00000...					Park Tower JV Member, LLC.....	DE.....	NIA.....	Park Tower REIT, Inc.....	Ownership.....	100.000	MetLife, Inc.....	N.....	
0241	MetLife.....	00000...	82-1637862..				MetLife Chino Member, LLC.....	DE.....	NIA.....	Metropolitan Life Insurance Company.....	Ownership.....	100.000	MetLife, Inc.....	N.....	
0241	MetLife.....	00000...	13-5581829..				MetLife Boro Station Member, LLC.....	DE.....	NIA.....	Metropolitan Life Insurance Company.....	Ownership.....	100.000	MetLife, Inc.....	N.....	
0241	MetLife.....	00000...	13-3170235..				Metropolitan Tower Realty Company, Inc.....	DE.....	NIA.....	Metropolitan Life Insurance Company.....	Ownership.....	100.000	MetLife, Inc.....	Y.....	
0241	MetLife.....	00000...	01-0855028..				Midtown Heights, LLC.....	DE.....	NIA.....	Metropolitan Tower Realty Company, Inc.....	Ownership.....	100.000	MetLife, Inc.....	N.....	
0241	MetLife.....	00000...	43-6026902..				White Oak Royalty Company.....	OK.....	NIA.....	Metropolitan Life Insurance Company.....	Ownership.....	100.000	MetLife, Inc.....	Y.....	
0241	MetLife.....	00000...	30-0777814..				Marketplace Residences, LLC.....	DE.....	NIA.....	Metropolitan Life Insurance Company.....	Ownership.....	100.000	MetLife, Inc.....	N.....	
0241	MetLife.....	00000...	26-2853672..				MLIC Asset Holdings LLC.....	DE.....	NIA.....	Metropolitan Life Insurance Company.....	Ownership.....	100.000	MetLife, Inc.....	N.....	
0241	MetLife.....	00000...	36-4197196..				MetLife Properties Ventures, LLC.....	DE.....	NIA.....	Metropolitan Life Insurance Company.....	Ownership.....	100.000	MetLife, Inc.....	N.....	

Q13.1

**SCHEDULE Y**

**PART 1A - DETAIL OF INSURANCE HOLDING COMPANY SYSTEM**

1	2	3	4	5	6	7	8	9	10	11	12	13	14	15	16
Group Code	Group Name	NAIC Company Code	ID Number	Federal RSSD	CIK	Name of Securities Exchange if Publicly Traded (U.S. or International)	Names of Parent, Subsidiaries or Affiliates	Domiciliary Location	Relationship to Reporting Entity	Directly Controlled by (Name of Entity/Person)	Type of Control (Ownership Board, Management, Attorney-in-Fact, Influence, Other)	If Control is Ownership Provide Percentage	Ultimate Controlling Entity(ies)/Person(s)	Is an SCA Filing Required? (Y/N)	*
0241	MetLife	00000	22-2375428				Transmountain Land & Livestock Company	MT	NIA	Metropolitan Life Insurance Company	Ownership	100.000	MetLife, Inc.	Y	
0241	MetLife	00000	34-1650967				Hyatt Legal Plans, Inc.	DE	NIA	Metropolitan Life Insurance Company	Ownership	100.000	MetLife, Inc.	Y	
0241	MetLife	00000	34-1631590				Hyatt Legal Plans of Florida, Inc.	FL	NIA	Hyatt Legal Plans, Inc.	Ownership	100.000	MetLife, Inc.	N	
0241	MetLife	00000	27-0226554				MLIC Asset Holdings II LLC	DE	NIA	Metropolitan Life Insurance Company	Ownership	100.000	MetLife, Inc.	N	
0241	MetLife	00000	30-0756430				El Conquistador MAH II LLC	DE	NIA	MLIC Asset Holdings II LLC	Ownership	100.000	MetLife, Inc.	N	
0241	MetLife	00000					MetLife RC SF Member, LLC	DE	NIA	Metropolitan Life Insurance Company	Ownership	100.000	MetLife, Inc.	N	
0241	MetLife	00000	20-3221642				MetLife Mall Ventures Limited Partnership	DE	NIA	Metropolitan Life Insurance Company	Ownership	99.000	MetLife, Inc.	N	
0241	MetLife	00000	20-3221642				MetLife Mall Ventures Limited Partnership	DE	NIA	Metropolitan Tower Realty Company, Inc.	Ownership	1.000	MetLife, Inc.	N	
0241	MetLife	00000	20-8349277				Sandpiper Cove Associates, LLC	DE	NIA	Metropolitan Life Insurance Company	Ownership	90.590	MetLife, Inc.	N	
0241	MetLife	00000	20-8349277				Sandpiper Cove Associates, LLC	DE	NIA	Metropolitan Tower Realty Company, Inc.	Ownership	9.410	MetLife, Inc.	N	
0241	MetLife	00000	13-4047186				MetLife Tower Resources Group, Inc.	DE	NIA	Metropolitan Life Insurance Company	Ownership	100.000	MetLife, Inc.	Y	
0241	MetLife	00000					Housing Fund Manager, LLC	DE	NIA	Metropolitan Life Insurance Company	Ownership	100.000	MetLife, Inc.	N	
0241	MetLife	00000	26-0405155				MTC Fund I, LLC	DE	NIA	Housing Fund Manager, LLC	Management		MetLife, Inc.	N	
0241	MetLife	00000					MTC Fund II, LLC	DE	NIA	Housing Fund Manager, LLC	Management		MetLife, Inc.	N	
0241	MetLife	00000	14-2013939				MTC Fund III, LLC	DE	NIA	Housing Fund Manager, LLC	Management		MetLife, Inc.	N	
0241	MetLife	00000	13-4078322				334 Madison Euro Investments, Inc.	DE	NIA	Metropolitan Life Insurance Company	Ownership	100.000	MetLife, Inc.	Y	
0241	MetLife	00000		4254454			St. James Fleet Investments Two Limited	CYM	NIA	Metropolitan Life Insurance Company	Ownership	100.000	MetLife, Inc.	Y	
0241	MetLife	00000		4254472			Park Twenty Three Investments Company (UK)	GBR	NIA	St. James Fleet Investments Two Limited	Ownership	100.000	MetLife, Inc.	N	
0241	MetLife	00000		4254481			Convent Station Euro Investments Four Company (UK)	GBR	NIA	Park Twenty Three Investments Company	Ownership	100.000	MetLife, Inc.	N	
0241	MetLife	00000	98-0391368	4254520			OMI MLIC Investments Limited	CYM	NIA	Convent Station Euro Investments Four Company	Ownership	0.024	MetLife, Inc.	N	
0241	MetLife	00000	98-0391368	4254520			OMI MLIC Investments Limited	CYM	NIA	St. James Fleet Investments Two Limited	Ownership	99.977	MetLife, Inc.	N	
0241	MetLife	00000	46-3608641				ML Swan Mezz, LLC	DE	NIA	Metropolitan Life Insurance Company	Ownership	100.000	MetLife, Inc.	N	
0241	MetLife	00000	46-3589015				ML Swan GP, LLC	DE	NIA	ML Swan Mezz, LLC	Ownership	100.000	MetLife, Inc.	N	
0241	MetLife	00000	46-3616798				ML Dolphin Mezz, LLC	DE	NIA	Metropolitan Life Insurance Company	Ownership	100.000	MetLife, Inc.	N	
0241	MetLife	00000	82-4889675				ML Southlands Member, LLC	DE	NIA	Metropolitan Life Insurance Company	Ownership	60.000	MetLife, Inc.	N	
0241	MetLife	00000	82-4889675				ML Southlands Member, LLC	DE	NIA	Metropolitan Tower Life Insurance Company	Ownership	40.000	MetLife, Inc.	N	
0241	MetLife	00000	82-4019470				ML Cerritos TC Member, LLC	DE	NIA	Metropolitan Life Insurance Company	Ownership	60.000	MetLife, Inc.	N	
0241	MetLife	00000	82-4019470				ML Cerritos TC Member, LLC	DE	NIA	Metropolitan Tower Life Insurance Company	Ownership	40.000	MetLife, Inc.	N	
0241	MetLife	00000					ML Sloan's Lake Member, LLC	DE	NIA	Metropolitan Life Insurance Company	Ownership	55.000	MetLife, Inc.	N	
0241	MetLife	00000					ML Sloan's Lake Member, LLC	DE	NIA	Metropolitan Tower Life Insurance Company	Ownership	45.000	MetLife, Inc.	N	
0241	MetLife	00000					ML Sentinel Square Member, LLC	DE	NIA	Metropolitan Life Insurance Company	Ownership	100.000	MetLife, Inc.	N	
0241	MetLife	00000					MetLife Securitization Depositor LLC	DE	NIA	Metropolitan Life Insurance Company	Ownership	100.000	MetLife, Inc.	N	
0241	MetLife	00000	46-3593573				ML Dolphin GP, LLC	DE	NIA	ML Dolphin Mezz, LLC	Ownership	100.000	MetLife, Inc.	N	

Q13.2



**SCHEDULE Y**

**PART 1A - DETAIL OF INSURANCE HOLDING COMPANY SYSTEM**

1	2	3	4	5	6	7	8	9	10	11	12	13	14	15	16
Group Code	Group Name	NAIC Company Code	ID Number	Federal RSSD	CIK	Name of Securities Exchange if Publicly Traded (U.S. or International)	Names of Parent, Subsidiaries or Affiliates	Domiciliary Location	Relationship to Reporting Entity	Directly Controlled by (Name of Entity/Person)	Type of Control (Ownership Board, Management, Attorney-in-Fact, Influence, Other)	If Control is Ownership Provide Percentage	Ultimate Controlling Entity(ies)/Person(s)	Is an SCA Filing Required? (Y/N)	*
0241	MetLife	00000					Haskell East Village, LLC	DE	NIA	Metropolitan Life Insurance Company	Ownership	100.000	MetLife, Inc.	N	
0241	MetLife	00000	46-3426206				MetLife Cabo Hilton Member, LLC	DE	NIA	Metropolitan Life Insurance Company	Ownership	83.100	MetLife, Inc.	N	
0241	MetLife	00000	46-3426206				MetLife Cabo Hilton Member, LLC	DE	NIA	General American Life Insurance Company	Ownership	16.900	MetLife, Inc.	N	
0241	MetLife	00000	46-0803970				MetLife CC Member, LLC	DE	NIA	Metropolitan Life Insurance Company	Ownership	95.122	MetLife, Inc.	N	
0241	MetLife	00000	46-0803970				MetLife CC Member, LLC	DE	NIA	General American Life Insurance Company	Ownership	4.878	MetLife, Inc.	N	
0241	MetLife	00000	13-5581829				MetLife SP Holdings, LLC	DE	NIA	Metropolitan Life Insurance Company	Ownership	100.000	MetLife, Inc.	N	
0241	MetLife	00000	80-0821598				Oconee Hotel Company, LLC	DE	NIA	Metropolitan Life Insurance Company	Ownership	100.000	MetLife, Inc.	N	
0241	MetLife	00000	80-0823015				Oconee Land Company, LLC	DE	NIA	Metropolitan Life Insurance Company	Ownership	100.000	MetLife, Inc.	N	
0241	MetLife	00000	80-0823413				Oconee Land Development Company, LLC	DE	NIA	Oconee Land Company, LLC	Ownership	100.000	MetLife, Inc.	N	
0241	MetLife	00000	90-0853553				Oconee Golf Company, LLC	DE	NIA	Oconee Land Company, LLC	Ownership	100.000	MetLife, Inc.	N	
0241	MetLife	00000	37-1694299				Oconee Marina Company, LLC	DE	NIA	Oconee Land Company, LLC	Ownership	100.000	MetLife, Inc.	N	
0241	MetLife	00000					1201 TAB Manager, LLC	DE	NIA	Metropolitan Life Insurance Company	Ownership	100.000	MetLife, Inc.	N	
0241	MetLife	00000	46-2460801				MetLife 1201 TAB Member, LLC	DE	NIA	Metropolitan Life Insurance Company	Ownership	96.900	MetLife, Inc.	N	
0241	MetLife	00000	46-2460801				MetLife 1201 TAB Member, LLC	DE	NIA	Metropolitan Property and Casualty Insurance Company	Ownership	3.100	MetLife, Inc.	N	
0241	MetLife	00000	46-2477278				MetLife LHH Member, LLC	DE	NIA	Metropolitan Life Insurance Company	Ownership	99.000	MetLife, Inc.	N	
0241	MetLife	00000	46-2477278				MetLife LHH Member, LLC	DE	NIA	General American Life Insurance Company	Ownership	1.000	MetLife, Inc.	N	
0241	MetLife	00000					1925 WJC Owner, LLC (DE)	DE	NIA	Metropolitan Life Insurance Company	Ownership	100.000	MetLife, Inc.	N	
0241	MetLife	00000	26-1762232				Boulevard Residential, LLC	DE	NIA	Metropolitan Life Insurance Company	Ownership	100.000	MetLife, Inc.	N	
0241	MetLife	00000					MetLife Ontario Street Member, LLC (DE)	DE	NIA	Metropolitan Life Insurance Company	Ownership	100.000	MetLife, Inc.	N	
0241	MetLife	00000	46-4158087				MetLife 555 12th Member, LLC	DE	NIA	Metropolitan Life Insurance Company	Ownership	94.600	MetLife, Inc.	N	
0241	MetLife	00000	46-4158087				MetLife 555 12th Member, LLC	DE	NIA	General American Life Insurance Company	Ownership	5.400	MetLife, Inc.	N	
0241	MetLife	00000	82-3135079				150 North Riverside PE Member, LLC	DE	NIA	Metropolitan Life Insurance Company	Ownership	81.450	MetLife, Inc.	N	
0241	MetLife	00000	82-3135079				150 North Riverside PE Member, LLC	DE	NIA	General American Life Insurance Company	Ownership	13.320	MetLife, Inc.	N	
0241	MetLife	00000	82-3135079				150 North Riverside PE Member, LLC	DE	NIA	Metropolitan Tower Life Insurance Company	Ownership	5.230	MetLife, Inc.	N	
0241	MetLife	00000	47-2085444				ML-AI MetLife Member 2, LLC	DE	NIA	Metropolitan Life Insurance Company	Ownership	98.970	MetLife, Inc.	N	
0241	MetLife	00000	47-2085444				ML-AI MetLife Member 2, LLC	DE	NIA	General American Life Insurance Company	Ownership	1.030	MetLife, Inc.	N	
0241	MetLife	00000					ML-AI MetLife Member 3, LLC	DE	NIA	Metropolitan Life Insurance Company	Ownership	100.000	MetLife, Inc.	N	
0241	MetLife	00000	81-3382498				MetLife ConSquare Member, LLC (DE)	DE	NIA	Metropolitan Life Insurance Company	Ownership	100.000	MetLife, Inc.	N	
0241	MetLife	00000	13-5581829				MetLife Member Solaire, LLC	DE	NIA	Metropolitan Life Insurance Company	Ownership	100.000	MetLife, Inc.	N	
0241	MetLife	00000	81-0770888				MetLife Treat Towers Member, LLC	DE	NIA	Metropolitan Life Insurance Company	Ownership	100.000	MetLife, Inc.	N	
0241	MetLife	00000	46-4133357				ML Bridgeside Apartments, LLC	DE	NIA	Metropolitan Life Insurance Company	Ownership	100.000	MetLife, Inc.	N	
0241	MetLife	00000	46-4283517				MetLife Camino Ramon Member, LLC	DE	NIA	General American Life Insurance Company	Ownership	1.000	MetLife, Inc.	N	
0241	MetLife	00000	46-4283517				MetLife Camino Ramon Member, LLC	DE	NIA	Metropolitan Life Insurance Company	Ownership	99.000	MetLife, Inc.	N	
0241	MetLife	00000	46-4255167				ML Terraces, LLC	DE	NIA	Metropolitan Life Insurance Company	Ownership	100.000	MetLife, Inc.	N	
0241	MetLife	00000					MetLife CB W/A, LLC	DE	NIA	Metropolitan Life Insurance Company	Ownership	100.000	MetLife, Inc.	N	

Q13.3

**SCHEDULE Y**

**PART 1A - DETAIL OF INSURANCE HOLDING COMPANY SYSTEM**

1	2	3	4	5	6	7	8	9	10	11	12	13	14	15	16
Group Code	Group Name	NAIC Company Code	ID Number	Federal RSSD	CIK	Name of Securities Exchange if Publicly Traded (U.S. or International)	Names of Parent, Subsidiaries or Affiliates	Domiciliary Location	Relationship to Reporting Entity	Directly Controlled by (Name of Entity/Person)	Type of Control (Ownership Board, Management, Attorney-in-Fact, Influence, Other)	If Control is Ownership Provide Percentage	Ultimate Controlling Entity(ies)/Person(s)	Is an SCA Filing Required? (Y/N)	*
0241	MetLife.....	00000...	47-1970965..				ML New River Village III, LLC .....	DE.....	NIA.....	Metropolitan Life Insurance Company.....	Ownership.....	...100.000	MetLife, Inc.....	...N.....	
0241	MetLife.....	00000...					MetLife 1007 Stewart, LLC .....	DE.....	NIA.....	Metropolitan Life Insurance Company.....	Ownership.....	...100.000	MetLife, Inc.....	...N.....	
0241	MetLife.....	00000...					Chestnut Flats Wind, LLC .....	DE.....	NIA.....	Metropolitan Life Insurance Company.....	Ownership.....	...100.000	MetLife, Inc.....	...N.....	
0241	MetLife.....	00000...	46-4129811..				MetLife 425 MKT Member, LLC .....	DE.....	NIA.....	Metropolitan Life Insurance Company.....	Ownership.....	...100.000	MetLife, Inc.....	...N.....	
0241	MetLife.....	00000...	46-4229772..				MetLife THR Investor, LLC .....	DE.....	NIA.....	Metropolitan Life Insurance Company.....	Ownership.....	...100.000	MetLife, Inc.....	...N.....	
0241	MetLife.....	00000...					MetLife OFC Member, LLC.....	DE.....	NIA.....	Metropolitan Life Insurance Company.....	Ownership.....	...100.000	MetLife, Inc.....	...N.....	
0241	MetLife.....	00000...	47-1256270..				MetLife OBS Member, LLC .....	DE.....	NIA.....	Metropolitan Life Insurance Company.....	Ownership.....	...100.000	MetLife, Inc.....	...N.....	
0241	MetLife.....	00000...					MetLife FM Hotel Member, LLC.....	DE.....	NIA.....	Metropolitan Life Insurance Company.....	Ownership.....	...100.000	MetLife, Inc.....	...N.....	
0241	MetLife.....	00000...					LHCW Holdings (U.S.) LLC.....	DE.....	NIA.....	MetLife FM Hotel Member, LLC.....	Ownership.....	...100.000	MetLife, Inc.....	...N.....	
0241	MetLife.....	00000...					LHC Holdings (U.S.) LLC.....	DE.....	NIA.....	LHCW Holdings (U.S.) LLC.....	Ownership.....	...100.000	MetLife, Inc.....	...N.....	
0241	MetLife.....	00000...					LHCW Hotel Holding (U.S.) LLC.....	DE.....	NIA.....	LHC Holdings (U.S.) LLC.....	Ownership.....	...100.000	MetLife, Inc.....	...N.....	
0241	MetLife.....	00000...					LHCW Hotel Holding (2002) LLC.....	DE.....	NIA.....	LHCW Hotel Holding (U.S.) LLC.....	Ownership.....	...100.000	MetLife, Inc.....	...N.....	
0241	MetLife.....	00000...					LHCW Hotel Operating Company (2002) LLC..	DE.....	NIA.....	LHCW Hotel Holding (U.S.) LLC.....	Ownership.....	...100.000	MetLife, Inc.....	...N.....	
0241	MetLife.....	00000...	46-4584166..				ML Southmore, LLC .....	DE.....	NIA.....	Metropolitan Life Insurance Company.....	Ownership.....	...99.000	MetLife, Inc.....	...N.....	
0241	MetLife.....	00000...	46-4584166..				ML Southmore, LLC .....	DE.....	NIA.....	General American Life Insurance Company ..	Ownership.....	...1.000	MetLife, Inc.....	...N.....	
0241	MetLife.....	00000...					MetLife HCMJV 1 GP, LLC .....	DE.....	NIA.....	Metropolitan Life Insurance Company.....	Ownership.....	...100.000	MetLife, Inc.....	...N.....	
0241	MetLife.....	00000...	46-4196012..				ML-AI MetLife Member 1, LLC.....	DE.....	NIA.....	Metropolitan Life Insurance Company.....	Ownership.....	...95.199	MetLife, Inc.....	...N.....	
0241	MetLife.....	00000...	46-4196012..				ML-AI MetLife Member 1, LLC.....	DE.....	NIA.....	Metropolitan Property and Casualty Insurance Company	Ownership.....	...4.801	MetLife, Inc.....	...N.....	
0241	MetLife.....	00000...	13-3759652..	...3166279			MetLife International Holdings, LLC.....	DE.....	NIA.....	MetLife Global Holding Company II GmbH (Swiss)	Ownership.....	...100.000	MetLife, Inc.....	...N.....	
0241	MetLife.....	00000...	13-3953333..	...3166372			Natiloportem Holdings, LLC.....	DE.....	NIA.....	MetLife International Holdings, LLC.....	Ownership.....	...100.000	MetLife, Inc.....	...N.....	
0241	MetLife.....	00000...		...3166402			Excelencia Operativa y Tecnologica, S.A. de C.V. (Mexico)	MEX.....	NIA.....	Natiloportem Holdings, LLC.....	Ownership.....	...99.000	MetLife, Inc.....	...N.....	
0241	MetLife.....	00000...		...3166402			Excelencia Operativa y Tecnologica, S.A. de C.V. (Mexico)	MEX.....	NIA.....	MetLife Mexico Servicios, S.A. de C.V.....	Ownership.....	...1.000	MetLife, Inc.....	...N.....	
0241	MetLife.....	00000...		...3373705			MLA Comercial, S.A. de C.V. (Mexico).....	MEX.....	NIA.....	Excelencia Operativa y Tecnologica, S.A. de C.V.	Ownership.....	...99.000	MetLife, Inc.....	...N.....	
0241	MetLife.....	00000...		...3373705			MLA Comercial, S.A. de C.V. (Mexico).....	MEX.....	NIA.....	MetLife Mexico Servicios, S.A. de C.V.....	Ownership.....	...1.000	MetLife, Inc.....	...N.....	
0241	MetLife.....	00000...		...3373714			MLA Servicios S.A. de C.V. (Mexico).....	MEX.....	NIA.....	Excelencia Operativa y Tecnologica, S.A. de C.V.	Ownership.....	...99.000	MetLife, Inc.....	...N.....	
0241	MetLife.....	00000...		...3373714			MLA Servicios S.A. de C.V. (Mexico).....	MEX.....	NIA.....	MetLife Mexico Servicios, S.A. de C.V.....	Ownership.....	...1.000	MetLife, Inc.....	...N.....	
0241	MetLife.....	00000...		...4240907			MM Global Operations Support Center, S.A. de C.V.	MEX.....	NIA.....	MetLife Global Holding Company II GmbH (Swiss)	Ownership.....	...100.000	MetLife, Inc.....	...N.....	
0241	MetLife.....	00000...		...4240907			MM Global Operations Support Center, S.A. de C.V.	MEX.....	NIA.....	MetLife Global Holding Company I GmbH (Swiss)	Ownership.....	.....	MetLife, Inc.....	...N.....	
0241	MetLife.....	00000...		...4254995			Fundacion MetLife Mexico, A.C.....	MEX.....	NIA.....	MM Global Operations Support Center, S.A. de C.V., S.A. de C.V.	Ownership.....	...100.000	MetLife, Inc.....	...N.....	

Q13.4

**SCHEDULE Y**

**PART 1A - DETAIL OF INSURANCE HOLDING COMPANY SYSTEM**

1	2	3	4	5	6	7	8	9	10	11	12	13	14	15	16
Group Code	Group Name	NAIC Company Code	ID Number	Federal RSSD	CIK	Name of Securities Exchange if Publicly Traded (U.S. or International)	Names of Parent, Subsidiaries or Affiliates	Domiciliary Location	Relationship to Reporting Entity	Directly Controlled by (Name of Entity/Person)	Type of Control (Ownership Board, Management, Attorney-in-Fact, Influence, Other)	If Control is Ownership Provide Percentage	Ultimate Controlling Entity(ies)/Person(s)	Is an SCA Filing Required? (Y/N)	*
0241	MetLife.....	00000.....		3166318.....			Metropolitan Life Seguros e Previdencia Privada S.A. (Brazil)	BRA.....	IA.....	MetLife International Holdings, LLC.....	Ownership.....	66.662	MetLife, Inc.....	N.....	
0241	MetLife.....	00000.....		3166318.....			Metropolitan Life Seguros e Previdencia Privada S.A. (Brazil)	BRA.....	IA.....	MetLife Worldwide Holdings, LLC.....	Ownership.....	33.337	MetLife, Inc.....	N.....	
0241	MetLife.....	00000.....		3166318.....			Metropolitan Life Seguros e Previdencia Privada S.A. (Brazil)	BRA.....	IA.....	Natiloportem Holdings, LLC.....	Ownership.....	0.001	MetLife, Inc.....	N.....	
0241	MetLife.....	00000.....		4191616.....			MetLife Ireland Holdings One Limited.....	IRL.....	NIA.....	MetLife International Holdings, LLC.....	Ownership.....	100.000	MetLife, Inc.....	N.....	
0241	MetLife.....	00000.....		4189846.....			MetLife Global Holdings Corporation S.A. de C.V. (Mexico)	MEX.....	NIA.....	MetLife Ireland Holdings One Limited.....	Ownership.....	98.900	MetLife, Inc.....	N.....	
0241	MetLife.....	00000.....		4189846.....			MetLife Global Holdings Corporation S.A. de C.V. (Mexico)	MEX.....	NIA.....	MetLife International Limited, LLC.....	Ownership.....	1.100	MetLife, Inc.....	N.....	
0241	MetLife.....	00000.....	13-3047691..				Metropolitan Global Management, LLC.....	IRL.....	NIA.....	MetLife Global Holdings Corporation S.A. de C.V.	Ownership.....	99.700	MetLife, Inc.....	N.....	
0241	MetLife.....	00000.....	13-3047691..				Metropolitan Global Management, LLC.....	IRL.....	NIA.....	MetLife International Holdings, LLC.....	Ownership.....	0.300	MetLife, Inc.....	N.....	
0241	MetLife.....	00000.....	AA-2730030..	3165740.....			MetLife Mexico Holding S. de R.L. de C.V.....	MEX.....	IA.....	Metropolitan Global Management , LLC.....	Ownership.....	100.000	MetLife, Inc.....	N.....	
0241	MetLife.....	00000.....	AA-2730030..	3165740.....			MetLife Mexico Holding S. de R.L. de C.V.....	MEX.....	IA.....	Excelencia Operativa y Tecnologica, S.A. de C.V.	Ownership.....		MetLife, Inc.....	N.....	
0241	MetLife.....	00000.....	AA-2730030..	3165740.....			MetLife Mexico S.A.....	MEX.....	IA.....	MetLife Mexico Holdings, S. de R.L. de C.V..	Ownership.....	99.050	MetLife, Inc.....	N.....	
0241	MetLife.....	00000.....	AA-2730030..	3165740.....			MetLife Mexico S.A.....	MEX.....	IA.....	MetLife International Holdings, LLC.....	Ownership.....	0.950	MetLife, Inc.....	N.....	
0241	MetLife.....	00000.....		4241061.....			ML Capacitacion Comercial S.A. de C.V. (Mexico)	MEX.....	NIA.....	MetLife Mexico S.A.....	Ownership.....	99.000	MetLife, Inc.....	N.....	
0241	MetLife.....	00000.....		4241061.....			ML Capacitacion Comercial S.A. de C.V. (Mexico)	MEX.....	NIA.....	MetLife Mexico Servicios, S.A. de C.V.....	Ownership.....	1.000	MetLife, Inc.....	N.....	
0241	MetLife.....	00000.....		3165795.....			MetLife Pensiones Mexico S.A.....	MEX.....	IA.....	MetLife Mexico Holdings, S. de R.L. de C.V..	Ownership.....	97.513	MetLife, Inc.....	N.....	
0241	MetLife.....	00000.....		3165795.....			MetLife Pensiones Mexico S.A.....	MEX.....	IA.....	MetLife International Holdings, LLC.....	Ownership.....	2.488	MetLife, Inc.....	N.....	
0241	MetLife.....	00000.....		3267390.....			MetLife Mexico Servicios S.A. de C.V.....	MEX.....	NIA.....	MetLife Mexico Holdings, S. de R.L. de C.V..	Ownership.....	98.000	MetLife, Inc.....	N.....	
0241	MetLife.....	00000.....		3267390.....			MetLife Mexico Servicios S.A. de C.V.....	MEX.....	NIA.....	MetLife International Holdings, LLC.....	Ownership.....	2.000	MetLife, Inc.....	N.....	
0241	MetLife.....	00000.....	AA-5420018..	3166288.....			MetLife Insurance Company of Korea, Limited..	KOR.....	IA.....	MetLife Mexico S.A.....	Ownership.....	14.640	MetLife, Inc.....	N.....	
0241	MetLife.....	00000.....	AA-5420018..	3166288.....			MetLife Insurance Company of Korea, Limited..	KOR.....	IA.....	Metropolitan Global Management , LLC.....	Ownership.....	85.360	MetLife, Inc.....	N.....	
0241	MetLife.....	00000.....					MetLife Financial Services, Co., Ltd. (South Korea)	KOR.....	NIA.....	MetLife Insurance Company of Korea, Limited	Ownership.....	100.000	MetLife, Inc.....	N.....	
0241	MetLife.....	00000.....		4200880.....			MetLife Ireland Treasury d.a.c.....	IRL.....	NIA.....	MetLife Global Holdings Corporation S.A. de C.V.	Ownership.....	100.000	MetLife, Inc.....	N.....	
0241	MetLife.....	00000.....	AA-1930041..	1173714.....			MetLife Insurance Limited (Australia).....	AUS.....	IA.....	MetLife Ireland Treasury d.a.c.....	Ownership.....	91.165	MetLife, Inc.....	N.....	
0241	MetLife.....	00000.....	AA-1930041..	1173714.....			MetLife Insurance Limited (Australia).....	AUS.....	IA.....	MetLife Global Holdings Corporation S.A. de C.V.	Ownership.....	8.835	MetLife, Inc.....	N.....	

Q13.5

**SCHEDULE Y**

**PART 1A - DETAIL OF INSURANCE HOLDING COMPANY SYSTEM**

1	2	3	4	5	6	7	8	9	10	11	12	13	14	15	16
Group Code	Group Name	NAIC Company Code	ID Number	Federal RSSD	CIK	Name of Securities Exchange if Publicly Traded (U.S. or International)	Names of Parent, Subsidiaries or Affiliates	Domiciliary Location	Relationship to Reporting Entity	Directly Controlled by (Name of Entity/Person)	Type of Control (Ownership Board, Management, Attorney-in-Fact, Influence, Other)	If Control is Ownership Provide Percentage	Ultimate Controlling Entity(ies)/Person(s)	Is an SCA Filing Required? (Y/N)	*
0241	MetLife.....	00000...					The Direct Call Center PTY Limited (Australia)	AUS.....	NIA.....	MetLife Insurance Limited (Australia).....	Ownership.....	...100.000	MetLife, Inc.....	...N.....	
0241	MetLife.....	00000...		4239358			MetLife Investments PTY Limited (Australia)...	AUS.....	NIA.....	MetLife Insurance Limited (Australia).....	Ownership.....	...100.000	MetLife, Inc.....	...N.....	
0241	MetLife.....	00000...		4239367			MetLife Insurance and Investment Trust (Australia)	AUS.....	NIA.....	MetLife Investments PTY Limited.....	Ownership.....	...100.000	MetLife, Inc.....	...N.....	
0241	MetLife.....	00000...		1173732			MetLife General Insurance Limited (Australia)...	AUS.....	IA.....	MetLife Ireland Treasury d.a.c.....	Ownership.....	...100.000	MetLife, Inc.....	...N.....	
0241	MetLife.....	00000...					MetLife International Limited, LLC (DE).....	DE.....	NIA.....	MetLife International Holdings, LLC.....	Ownership.....	...100.000	MetLife, Inc.....	...N.....	
0241	MetLife.....	00000...					AmMetLife Insurance Berhad.....	MYS.....	IA.....	MetLife International Holdings, LLC.....	Ownership.....	...50.000	MetLife, Inc.....	...N.....	
0241	MetLife.....	00000...					MAXIS GBN S.A.S.....	FRA.....	NIA.....	MetLife International Holdings, LLC.....	Ownership.....	...50.000	MetLife, Inc.....	...N.....	
0241	MetLife.....	00000...	AA-5480033				AmMetLife Takaful Berhad.....	MYS.....	IA.....	MetLife International Holdings, LLC.....	Ownership.....	...50.000	MetLife, Inc.....	...N.....	
0241	MetLife.....	00000...					MetLife Asia Limited (Hong Kong).....	HKG.....	NIA.....	MetLife International Holdings, LLC.....	Ownership.....	...100.000	MetLife, Inc.....	...N.....	
0241	MetLife.....	00000...		3166309			Metropolitan Life Insurance Company of Hong Kong Limited	HKG.....	IA.....	MetLife International Holdings, LLC.....	Ownership.....	...99.999	MetLife, Inc.....	...N.....	
0241	MetLife.....	00000...		3166309			Metropolitan Life Insurance Company of Hong Kong Limited	HKG.....	IA.....	Natiloportem Holdings, LLC.....	Ownership.....	...0.001	MetLife, Inc.....	...N.....	
0241	MetLife.....	00000...		4195913			MetLife Planos Odontologicos Ltda. (Brazil)....	BRA.....	IA.....	MetLife International Holdings, LLC.....	Ownership.....	...99.999	MetLife, Inc.....	...N.....	
0241	MetLife.....	00000...		4195913			MetLife Planos Odontologicos Ltda. (Brazil)....	BRA.....	IA.....	Natiloportem Holdings, LLC.....	Ownership.....	...0.001	MetLife, Inc.....	...N.....	
0241	MetLife.....	00000...	20-5894439	3373639			MetLife Global, Inc.....	DE.....	NIA.....	MetLife, Inc.....	Ownership.....	...100.000	MetLife, Inc.....	...N.....	
0241	MetLife.....	00000...		4189837			Inversiones MetLife Holdco Dos Limitada (Chile)	CHL.....	NIA.....	MetLife International Holdings, LLC.....	Ownership.....	...0.001	MetLife, Inc.....	...N.....	
0241	MetLife.....	00000...		4189837			Inversiones MetLife Holdco Dos Limitada (Chile)	CHL.....	NIA.....	Natiloportem Holdings, LLC.....	Ownership.....		MetLife, Inc.....	...N.....	
0241	MetLife.....	00000...		4189837			Inversiones MetLife Holdco Dos Limitada (Chile)	CHL.....	NIA.....	MetLife, Inc.....	Ownership.....	...99.999	MetLife, Inc.....	...N.....	
0241	MetLife.....	00000...	AA-2130012	1641857			MetLife Seguros S.A. (Argentina).....	ARG.....	IA.....	MetLife International Holdings, LLC.....	Ownership.....	...95.524	MetLife, Inc.....	...N.....	
0241	MetLife.....	00000...	AA-2130012	1641857			MetLife Seguros S.A. (Argentina).....	ARG.....	IA.....	Natiloportem Holdings, LLC.....	Ownership.....	...2.675	MetLife, Inc.....	...N.....	
0241	MetLife.....	00000...	AA-2130012	4251145			MetLife Seguros S.A. (Argentina).....	ARG.....	IA.....	International Technical and Advisory Services Limited (USA-Delaware)	Ownership.....	...1.801	MetLife, Inc.....	...N.....	
0241	MetLife.....	00000...		2327738			Compania Inversora MetLife S.A. (Argentina)...	ARG.....	NIA.....	MetLife International Holdings, LLC.....	Ownership.....	...95.460	MetLife, Inc.....	...N.....	
0241	MetLife.....	00000...		2327738			Compania Inversora MetLife S.A. (Argentina)...	ARG.....	NIA.....	Natiloportem Holdings, LLC.....	Ownership.....	...4.540	MetLife, Inc.....	...N.....	
0241	MetLife.....	00000...		4247296			MetLife Servicios S.A. (Argentina).....	ARG.....	NIA.....	Compania Inversora MetLife S.A.....	Ownership.....	...18.870	MetLife, Inc.....	...N.....	
0241	MetLife.....	00000...		4247296			MetLife Servicios S.A. (Argentina).....	ARG.....	NIA.....	MetLife Seguros S.A.....	Ownership.....	...79.880	MetLife, Inc.....	...N.....	
0241	MetLife.....	00000...		4247296			MetLife Servicios S.A. (Argentina).....	ARG.....	NIA.....	Natiloportem Holdings, LLC.....	Ownership.....	...0.990	MetLife, Inc.....	...N.....	
0241	MetLife.....	00000...		4247296			MetLife Servicios S.A. (Argentina).....	ARG.....	NIA.....	MetLife Seguros de Retiro S.A.....	Ownership.....	...0.260	MetLife, Inc.....	...N.....	
0241	MetLife.....	00000...	06-1597037	2985727			MetLife Worldwide Holdings, LLC.....	DE.....	NIA.....	MetLife International Holdings, LLC.....	Ownership.....	...100.000	MetLife, Inc.....	...N.....	
0241	MetLife.....	00000...	AA-5324104	3144558			MetLife Limited (Hong Kong).....	HKG.....	IA.....	MetLife Worldwide Holdings, LLC.....	Ownership.....	...100.000	MetLife, Inc.....	...N.....	
0241	MetLife.....	00000...					BIDV MetLife Life Insurance Limited Liability Company	VNM.....	IA.....	MetLife Limited (Hong Kong).....	Ownership.....	...60.000	MetLife, Inc.....	...N.....	

Q13.6

**SCHEDULE Y**

**PART 1A - DETAIL OF INSURANCE HOLDING COMPANY SYSTEM**

1	2	3	4	5	6	7	8	9	10	11	12	13	14	15	16
Group Code	Group Name	NAIC Company Code	ID Number	Federal RSSD	CIK	Name of Securities Exchange if Publicly Traded (U.S. or International)	Names of Parent, Subsidiaries or Affiliates	Domiciliary Location	Relationship to Reporting Entity	Directly Controlled by (Name of Entity/Person)	Type of Control (Ownership Board, Management, Attorney-in-Fact, Influence, Other)	If Control is Ownership Provide Percentage	Ultimate Controlling Entity(ies)/Person(s)	Is an SCA Filing Required? (Y/N)	*
0241	MetLife.....	00000...	.....	2704610	.....	.....	Best Market S.A. (Argentina).....	ARG.....	NIA.....	MetLife International Holdings, LLC.....	Ownership.....	95.000	MetLife, Inc.....	.....N.....	.....
0241	MetLife.....	00000...	.....	2704610	.....	.....	Best Market S.A. (Argentina).....	ARG.....	NIA.....	Natiloportem Holdings, LLC.....	Ownership.....	5.000	MetLife, Inc.....	.....N.....	.....
0241	MetLife.....	00000...	AA-5344102..	3166411	.....	.....	PNB MetLife India Insurance Company Limited	IND.....	IA.....	MetLife International Holdings, LLC.....	Ownership.....	26.000	MetLife, Inc.....	.....N.....	.....
0241	MetLife.....	00000...	AA-2130046..	1388303	.....	.....	MetLife Seguros de Retiro S.A. (Argentina).....	ARG.....	IA.....	MetLife International Holdings, LLC.....	Ownership.....	96.890	MetLife, Inc.....	.....N.....	.....
0241	MetLife.....	00000...	AA-2130046..	1388303	.....	.....	MetLife Seguros de Retiro S.A. (Argentina).....	ARG.....	IA.....	Natiloportem Holdings, LLC.....	Ownership.....	3.110	MetLife, Inc.....	.....N.....	.....
0241	MetLife.....	00000...	AA-2130046..	4321758	.....	.....	MetLife Seguros de Retiro S.A. (Argentina).....	ARG.....	IA.....	International Technical and Advisory Services Limited (USA-Delaware)	Ownership.....	.....	MetLife, Inc.....	.....N.....	.....
0241	MetLife.....	00000...	.....	3373648	.....	.....	MetLife Administradora de Fundos Multipatrocinaados Ltda. (Brazil)	BRA.....	NIA.....	MetLife International Holdings, LLC.....	Ownership.....	100.000	MetLife, Inc.....	.....N.....	.....
0241	MetLife.....	00000...	.....	3373648	.....	.....	MetLife Administradora de Fundos Multipatrocinaados Ltda. (Brazil)	BRA.....	NIA.....	Natiloportem Holdings, LLC.....	Ownership.....	.....	MetLife, Inc.....	.....N.....	.....
0241	MetLife.....	26298...	13-2725441..	3219728	.....	.....	Metropolitan Property and Casualty Insurance Company	RI.....	IA.....	MetLife, Inc.....	Ownership.....	100.000	MetLife, Inc.....	.....N.....	.....
0241	MetLife.....	39950...	22-2342710..	.....	.....	.....	Metropolitan General Insurance Company.....	RI.....	IA.....	Metropolitan Property and Casualty Insurance Company	Ownership.....	100.000	MetLife, Inc.....	.....N.....	.....
0241	MetLife.....	40169...	05-0393243..	.....	.....	.....	Metropolitan Casualty Insurance Company.....	RI.....	IA.....	Metropolitan Property and Casualty Insurance Company	Ownership.....	100.000	MetLife, Inc.....	.....N.....	.....
0241	MetLife.....	25321...	23-1903575..	.....	.....	.....	Metropolitan Direct Property and Casualty Insurance Company	RI.....	IA.....	Metropolitan Property and Casualty Insurance Company	Ownership.....	100.000	MetLife, Inc.....	.....N.....	.....
0241	MetLife.....	22926...	36-1022580..	.....	.....	.....	Economy Fire & Casualty Company.....	IL.....	IA.....	Metropolitan Property and Casualty Insurance Company	Ownership.....	100.000	MetLife, Inc.....	.....N.....	.....
0241	MetLife.....	38067...	36-3027848..	.....	.....	.....	Economy Preferred Insurance Company.....	IL.....	IA.....	Economy Fire & Casualty Company.....	Ownership.....	100.000	MetLife, Inc.....	.....N.....	.....
0241	MetLife.....	40649...	36-3105737..	.....	.....	.....	Economy Premier Assurance Company.....	IL.....	IA.....	Economy Fire & Casualty Company.....	Ownership.....	100.000	MetLife, Inc.....	.....N.....	.....
0241	MetLife.....	00000...	95-3003951..	.....	.....	.....	MetLife Auto & Home Insurance Agency, Inc.....	RI.....	IA.....	Metropolitan Property and Casualty Insurance Company	Ownership.....	100.000	MetLife, Inc.....	.....Y.....	.....
0241	MetLife.....	34339...	13-2915260..	.....	.....	.....	Metropolitan Group Property and Casualty Insurance Company	RI.....	IA.....	Metropolitan Property and Casualty Insurance Company	Ownership.....	100.000	MetLife, Inc.....	.....N.....	.....
0241	MetLife.....	00000...	05-0476998..	.....	.....	.....	Metropolitan Lloyds, Inc.....	TX.....	NIA.....	Metropolitan Property and Casualty Insurance Company	Ownership.....	100.000	MetLife, Inc.....	.....Y.....	.....
0241	MetLife.....	13938...	75-2483187..	.....	.....	.....	Metropolitan Lloyds Insurance Company of Texas	TX.....	IA.....	Metropolitan Lloyds, Inc.....	Attorney-in-fact.....	.....	MetLife, Inc.....	.....N.....	.....
0241	MetLife.....	87726...	06-0566090..	1546103	733076	.....	Brighthouse Life Insurance Company.....	DE.....	IA.....	Brighthouse Holdings, LLC.....	Ownership.....	100.000	MetLife, Inc.....	.....N.....	.....
0241	MetLife.....	00000...	13-2862391..	.....	.....	.....	Brighthouse Securities, LLC.....	DE.....	NIA.....	Brighthouse Holdings, LLC.....	Ownership.....	100.000	MetLife, Inc.....	.....N.....	.....
0241	MetLife.....	91626...	04-2708937..	.....	1030011	.....	New England Life Insurance Company.....	MA.....	RE.....	Brighthouse Holdings, LLC.....	Ownership.....	100.000	MetLife, Inc.....	.....N.....	.....
0241	MetLife.....	00000...	04-3240897..	4288440	1071039	.....	Brighthouse Investment Advisers, LLC.....	MA.....	NIA.....	Brighthouse Holdings, LLC.....	Ownership.....	100.000	MetLife, Inc.....	.....N.....	.....
0241	MetLife.....	00000...	81-3094008..	.....	.....	.....	Brighthouse Services, LLC.....	DE.....	NIA.....	Brighthouse Holdings, LLC.....	Ownership.....	100.000	MetLife, Inc.....	.....N.....	.....

Q13.7

**SCHEDULE Y**

**PART 1A - DETAIL OF INSURANCE HOLDING COMPANY SYSTEM**

1	2	3	4	5	6	7	8	9	10	11	12	13	14	15	16
Group Code	Group Name	NAIC Company Code	ID Number	Federal RSSD	CIK	Name of Securities Exchange if Publicly Traded (U.S. or International)	Names of Parent, Subsidiaries or Affiliates	Domiciliary Location	Relationship to Reporting Entity	Directly Controlled by (Name of Entity/Person)	Type of Control (Ownership Board, Management, Attorney-in-Fact, Influence, Other)	If Control is Ownership Provide Percentage	Ultimate Controlling Entity(ies)/Person(s)	Is an SCA Filing Required? (Y/N)	*
0241	MetLife.....	00000...	47-4161401..				ML 1065 Hotel, LLC.....	DE.....	NIA.....	Brighthouse Life Insurance Company .....	Ownership.....	...100.000	MetLife, Inc.....	...N.....	
0241	MetLife.....	00000...					Brighthouse Renewables Holding, LLC.....	DE.....	NIA.....	Brighthouse Life Insurance Company .....	Ownership.....	...100.000	MetLife, Inc.....	...N.....	
0241	MetLife.....	00000...					Greater Sandhill I, LLC.....	DE.....	NIA.....	Brighthouse Renewables Holding, LLC.....	Ownership.....	...100.000	MetLife, Inc.....	...N.....	
0241	MetLife.....	00000...	01-0893117..				Brighthouse Connecticut Properties Ventures, LLC	DE.....	NIA.....	Brighthouse Life Insurance Company .....	Ownership.....	...100.000	MetLife, Inc.....	...N.....	
0241	MetLife.....	00000...					Sino-US United MetLife Insurance Co. Ltd.....	CHN.....	IA.....	Metropolitan Life Insurance Company.....	Ownership.....	...50.000	MetLife, Inc.....	...N.....	
0241	MetLife.....	00000...					Euro TI Investments LLC.....	DE.....	NIA.....	Brighthouse Life Insurance Company .....	Ownership.....	...100.000	MetLife, Inc.....	...N.....	
0241	MetLife.....	00000...	46-3156033..		937869		Brighthouse Assignment Company.....	CT.....	NIA.....	Brighthouse Life Insurance Company .....	Ownership.....	...100.000	MetLife, Inc.....	...Y.....	
0241	MetLife.....	00000...	26-0224429..				Daniel/Brighthouse Midtown Atlanta Master Limited Liability Company	DE.....	NIA.....	Brighthouse Life Insurance Company .....	Ownership.....	...100.000	MetLife, Inc.....	...N.....	
0241	MetLife.....	00000...	26-0301826..				1075 Peachtree, LLC.....	DE.....	NIA.....	Daniel/Brighthouse Midtown Limited Liability Company	Ownership.....	...100.000	MetLife, Inc.....	...N.....	
0241	MetLife.....	00000...	27-0227067..				TLA Holdings II LLC.....	DE.....	NIA.....	Brighthouse Life Insurance Company .....	Ownership.....	...100.000	MetLife, Inc.....	...N.....	
0241	MetLife.....	00000...					TIC European Real Estate LP, LLC.....	DE.....	NIA.....	Brighthouse Life Insurance Company .....	Ownership.....	...100.000	MetLife, Inc.....	...N.....	
0241	MetLife.....	00000...	74-3261395..				TLA Holdings LLC.....	DE.....	NIA.....	Brighthouse Life Insurance Company .....	Ownership.....	...100.000	MetLife, Inc.....	...N.....	
0241	MetLife.....	00000...	51-0099394..				The Prospect Company.....	DE.....	NIA.....	TLA Holdings LLC.....	Ownership.....	...100.000	MetLife, Inc.....	...N.....	
0241	MetLife.....	16073...	81-4750360..				Brighthouse Reinsurance Company of Delaware (DE)	DE.....	IA.....	Brighthouse Life Insurance Company .....	Ownership.....	...100.000	MetLife, Inc.....	...N.....	
0241	MetLife.....	00000...					Euro TL Investments LLC.....	DE.....	NIA.....	Brighthouse Life Insurance Company .....	Ownership.....	...100.000	MetLife, Inc.....	...N.....	
0241	MetLife.....	00000...	13-4153151..				MetLife Canadian Property Ventures LLC.....	NY.....	NIA.....	Metropolitan Life Insurance Company.....	Ownership.....	...100.000	MetLife, Inc.....	...N.....	
0241	MetLife.....	00000...					MetLife Property Ventures Canada ULC.....	CAN.....	NIA.....	Metropolitan Life Insurance Company.....	Ownership.....	...100.000	MetLife, Inc.....	...N.....	
0241	MetLife.....	97136...	13-3114906..	3219773			Metropolitan Tower Life Insurance Company	DE.....	IA.....	MetLife, Inc.....	Ownership.....	...100.000	MetLife, Inc.....	...N.....	
0241	MetLife.....	00000...	38-4035918..				MetLife Assignment Company, Inc (DE).....	DE.....	NIA.....	Metropolitan Tower Life Insurance Company..	Ownership.....	...100.000	MetLife, Inc.....	...Y.....	
0241	MetLife.....	00000...					EntreCap Real Estate II, LLC.....	DE.....	NIA.....	Metropolitan Tower Life Insurance Company..	Ownership.....	...100.000	MetLife, Inc.....	...N.....	
0241	MetLife.....	00000...					PREFCO Dix-Huit LLC.....	CT.....	NIA.....	EntreCap Real Estate II, LLC.....	Ownership.....	...100.000	MetLife, Inc.....	...N.....	
0241	MetLife.....	00000...					PREFCO X Holdings LLC.....	CT.....	NIA.....	EntreCap Real Estate II, LLC.....	Ownership.....	...100.000	MetLife, Inc.....	...N.....	
0241	MetLife.....	00000...					PREFCO Ten Limited Partnership.....	CT.....	NIA.....	EntreCap Real Estate II, LLC.....	Ownership.....	...99.900	MetLife, Inc.....	...N.....	
0241	MetLife.....	00000...					PREFCO Ten Limited Partnership.....	CT.....	NIA.....	PREFCO X Holdings LLC.....	Ownership.....	...0.100	MetLife, Inc.....	...N.....	
0241	MetLife.....	00000...					PREFCO Vingt LLC.....	CT.....	NIA.....	EntreCap Real Estate II, LLC.....	Ownership.....	...100.000	MetLife, Inc.....	...N.....	
0241	MetLife.....	00000...					PREFCO Twenty Limited Partnership.....	CT.....	NIA.....	EntreCap Real Estate II, LLC.....	Ownership.....	...99.000	MetLife, Inc.....	...N.....	
0241	MetLife.....	00000...					PREFCO Twenty Limited Partnership.....	CT.....	NIA.....	PREFCO Vingt LLC.....	Ownership.....	...1.000	MetLife, Inc.....	...N.....	
0241	MetLife.....	00000...					Plaza Drive Properties, LLC.....	DE.....	NIA.....	Metropolitan Tower Life Insurance Company..	Ownership.....	...100.000	MetLife, Inc.....	...N.....	
0241	MetLife.....	00000...					MTL Leasing, LLC.....	DE.....	NIA.....	Metropolitan Tower Life Insurance Company..	Ownership.....	...100.000	MetLife, Inc.....	...N.....	
0241	MetLife.....	00000...					PREFCO IX Realty LLC.....	CT.....	NIA.....	MTL Leasing, LLC.....	Ownership.....	...100.000	MetLife, Inc.....	...N.....	
0241	MetLife.....	00000...					PREFCO XIV Holdings LLC.....	CT.....	NIA.....	MTL Leasing, LLC.....	Ownership.....	...100.000	MetLife, Inc.....	...N.....	
0241	MetLife.....	00000...					PREFCO Fourteen Limited Partnership.....	CT.....	NIA.....	MTL Leasing, LLC.....	Ownership.....	...99.900	MetLife, Inc.....	...N.....	
0241	MetLife.....	00000...					PREFCO Fourteen Limited Partnership.....	CT.....	NIA.....	PREFCO XIV Holdings LLC.....	Ownership.....	...0.100	MetLife, Inc.....	...N.....	

Q13.8

**SCHEDULE Y**

**PART 1A - DETAIL OF INSURANCE HOLDING COMPANY SYSTEM**

1	2	3	4	5	6	7	8	9	10	11	12	13	14	15	16
Group Code	Group Name	NAIC Company Code	ID Number	Federal RSSD	CIK	Name of Securities Exchange if Publicly Traded (U.S. or International)	Names of Parent, Subsidiaries or Affiliates	Domiciliary Location	Relationship to Reporting Entity	Directly Controlled by (Name of Entity/Person)	Type of Control (Ownership Board, Management, Attorney-in-Fact, Influence, Other)	If Control is Ownership Provide Percentage	Ultimate Controlling Entity(ies)/Person(s)	Is an SCA Filing Required? (Y/N)	*
0241	MetLife	00000					1320 Venture LLC	DE	NIA	MTL Leasing, LLC	Ownership	100.000	MetLife, Inc.	N	
0241	MetLife	00000	13-3114906				1320 GP LLC	DE	NIA	MTL Leasing, LLC	Ownership	100.000	MetLife, Inc.	N	
0241	MetLife	00000	38-3846857				1320 Owner LP	DE	NIA	1320 Venture LLC	Ownership	99.900	MetLife, Inc.	N	
0241	MetLife	00000	38-3846857				1320 Owner LP	DE	NIA	1320 GP LLC	Ownership	0.100	MetLife, Inc.	N	
0241	MetLife	00000		3077272			MetLife Chile Inversiones Limitada	CHL	NIA	MetLife, Inc.	Ownership	72.351	MetLife, Inc.	N	
0241	MetLife	00000		3077272			MetLife Chile Inversiones Limitada	CHL	NIA	Inversiones MetLife Holdco Dos Limitada	Ownership	2.767	MetLife, Inc.	N	
0241	MetLife	00000		3077272			MetLife Chile Inversiones Limitada	CHL	NIA	Natloportem Holdings, LLC	Ownership		MetLife, Inc.	N	
0241	MetLife	00000		3077272			MetLife Chile Inversiones Limitada	CHL	NIA	American Life Insurance Company	Ownership	24.882	MetLife, Inc.	N	
0241	MetLife	00000	82-2405817				MetLife Investment Management Holdings, LLC	DE	NIA	MetLife, Inc.	Ownership	100.000	MetLife, Inc.	N	
0241	MetLife	00000	20-8262386				Logan Circle Partners, L.P.	PA	NIA	MetLife Investment Management Holdings, LLC	Ownership	100.000	MetLife, Inc.	N	
0241	MetLife	00000	20-8262288				Logan Circle Partners GP, LLC	PA	NIA	MetLife Investment Management Holdings, LLC	Ownership	100.000	MetLife, Inc.	N	
0241	MetLife	00000					MetLife Real Estate Lending Manager LLC	DE	NIA	MetLife Investment Management Holdings, LLC	Ownership	100.000	MetLife, Inc.	N	
0241	MetLife	00000					MetLife Real Estate Lending LLC	DE	NIA	MetLife Investment Management Holdings, LLC	Ownership	100.000	MetLife, Inc.	N	
0241	MetLife	00000	38-3853223				Logan Circle Partners I LLC	PA	NIA	Logan Circle Partners, L.P.	Ownership	100.000	MetLife, Inc.	N	
0241	MetLife	00000	26-0333595				Logan Circle Partners Investment Management LLC	DE	NIA	Logan Circle Partners, L.P.	Ownership	100.000	MetLife, Inc.	N	
0241	MetLife	00000	AA-2280000	3179774			MetLife Chile Seguros de Vida S.A.	CHL	IA	MetLife Chile Inversiones Limitada	Ownership	99.997	MetLife, Inc.	N	
0241	MetLife	00000	AA-2280000	3179774			MetLife Chile Seguros de Vida S.A.	CHL	IA	International Technical and Advisory Services Limited (USA-Delaware)	Ownership	0.003	MetLife, Inc.	N	
0241	MetLife	00000					Inversiones MetLife Holdco Tres Limitada (Chile)	CHL	NIA	MetLife Chile Inversiones Limitada	Ownership	97.130	MetLife, Inc.	N	
0241	MetLife	00000					Inversiones MetLife Holdco Tres Limitada (Chile)	CHL	NIA	Inversiones MetLife Holdco Dos Limitada	Ownership	2.870	MetLife, Inc.	N	
0241	MetLife	00000					AFP Provida S.A. (Chile)	CHL	NIA	MetLife Chile Inversiones Limitada	Ownership	10.922	MetLife, Inc.	N	
0241	MetLife	00000					AFP Provida S.A. (Chile)	CHL	NIA	Inversiones MetLife Holdco Tres Limitada	Ownership	42.382	MetLife, Inc.	N	
0241	MetLife	00000					AFP Provida S.A. (Chile)	CHL	NIA	Inversiones MetLife Holdco Dos Limitada	Ownership	42.382	MetLife, Inc.	N	
0241	MetLife	00000		4255282			MetLife Chile Administradora de Mutuos Hipotecarios S.A.	CHL	NIA	MetLife Chile Seguros de Vida S.A.	Ownership	99.900	MetLife, Inc.	N	
0241	MetLife	00000		4255282			MetLife Chile Administradora de Mutuos Hipotecarios S.A.	CHL	NIA	MetLife Chile Inversiones Limitada	Ownership	0.100	MetLife, Inc.	N	
0241	MetLife	00000					Provida Internacional S.A. (Chile)	CHL	NIA	AFP Provida S.A.	Ownership	99.990	MetLife, Inc.	N	

Q13.9

**SCHEDULE Y**

**PART 1A - DETAIL OF INSURANCE HOLDING COMPANY SYSTEM**

1	2	3	4	5	6	7	8	9	10	11	12	13	14	15	16
Group Code	Group Name	NAIC Company Code	ID Number	Federal RSSD	CIK	Name of Securities Exchange if Publicly Traded (U.S. or International)	Names of Parent, Subsidiaries or Affiliates	Domiciliary Location	Relationship to Reporting Entity	Directly Controlled by (Name of Entity/Person)	Type of Control (Ownership Board, Management, Attorney-in-Fact, Influence, Other)	If Control is Ownership Provide Percentage	Ultimate Controlling Entity(ies)/Person(s)	Is an SCA Filing Required? (Y/N)	*
0241	MetLife.....	00000...					Provida Internacional S.A. (Chile) .....	CHL.....	NIA.....	MetLife Chile Inversiones Limitada.....	Ownership.....	.....0.010	MetLife, Inc.....	.....N.....	
0241	MetLife.....	00000...					AFP Genesis Administradora de Fondos y Fidecomisos S.A. (Ecuador) .....	ECU.....	NIA.....	Provida Internacional S.A. ....	Ownership.....	.....99.900	MetLife, Inc.....	.....N.....	
0241	MetLife.....	00000...					AFP Genesis Administradora de Fondos y Fidecomisos S.A. (Ecuador) .....	ECU.....	NIA.....	AFP Provida S.A.....	Ownership.....	.....0.100	MetLife, Inc.....	.....N.....	
0241	MetLife.....	00000...					MetLife Chile Seguros Generales S.A. (Chile).....	CHL.....	IA.....	MetLife Chile Inversiones Limitada.....	Ownership.....	.....99.980	MetLife, Inc.....	.....N.....	
0241	MetLife.....	00000...					MetLife Chile Seguros Generales S.A. (Chile).....	CHL.....	IA.....	Inversiones MetLife Holdco Dos Limitada.....	Ownership.....	.....0.020	MetLife, Inc.....	.....N.....	
0241	MetLife.....	00000...	52-1528581..	3921834	727303		SafeGuard Health Enterprises, Inc.....	DE.....	NIA.....	MetLife, Inc.....	Ownership.....	.....100.000	MetLife, Inc.....	.....N.....	
0241	MetLife.....	14170...	33-0733552..				MetLife Health Plans, Inc.....	NJ.....	NIA.....	SafeGuard Health Enterprises, Inc.....	Ownership.....	.....100.000	MetLife, Inc.....	.....N.....	
0241	MetLife.....	00000...	95-2879515..				SafeGuard Health Plans, Inc. (CA).....	CA.....	NIA.....	SafeGuard Health Enterprises, Inc.....	Ownership.....	.....100.000	MetLife, Inc.....	.....N.....	
0241	MetLife.....	79014...	33-0515751..				SafeHealth Life Insurance Company.....	CA.....	NIA.....	SafeGuard Health Enterprises, Inc.....	Ownership.....	.....100.000	MetLife, Inc.....	.....N.....	
0241	MetLife.....	52009...	65-0073323..				SafeGuard Health Plans, Inc. (FL).....	FL.....	NIA.....	SafeGuard Health Enterprises, Inc.....	Ownership.....	.....100.000	MetLife, Inc.....	.....N.....	
0241	MetLife.....	95051...	75-2046497..				SafeGuard Health Plans, Inc. (TX).....	TX.....	NIA.....	SafeGuard Health Enterprises, Inc.....	Ownership.....	.....100.000	MetLife, Inc.....	.....N.....	
0241	MetLife.....	00000...	98-1099650..				MetLife Global Benefits, Ltd.....	CYM.....	IA.....	MetLife, Inc.....	Ownership.....	.....100.000	MetLife, Inc.....	.....N.....	
0241	MetLife.....	00000...	36-3665871..	3165900			Cova Life Management Company.....	DE.....	NIA.....	MetLife, Inc.....	Ownership.....	.....100.000	MetLife, Inc.....	.....N.....	
0241	MetLife.....	00000...	20-5707084..	3817825			MetLife Services and Solutions, LLC.....	DE.....	NIA.....	MetLife, Inc.....	Ownership.....	.....100.000	MetLife, Inc.....	.....N.....	
0241	MetLife.....	00000...		3818523			MetLife Solutions Pte. Ltd.....	SGP.....	NIA.....	MetLife Services and Solutions, LLC.....	Ownership.....	.....100.000	MetLife, Inc.....	.....N.....	
0241	MetLife.....	00000...	98-0613376..	3818550			MetLife Global Operations Support Center Private Limited .....	IND.....	NIA.....	MetLife Solutions Pte. Ltd.....	Ownership.....	.....100.000	MetLife, Inc.....	.....N.....	
0241	MetLife.....	00000...	98-0613376..	3818550			MetLife Global Operations Support Center Private Limited .....	IND.....	NIA.....	Natiloportem Holdings, LLC.....	Ownership.....	.....	MetLife, Inc.....	.....N.....	
0241	MetLife.....	00000...		3818541			MetLife Services East Private Limited.....	IND.....	NIA.....	MetLife Solutions Pte. Ltd.....	Ownership.....	.....99.990	MetLife, Inc.....	.....N.....	
0241	MetLife.....	00000...		3818541			MetLife Services East Private Limited.....	IND.....	NIA.....	Natiloportem Holdings, LLC.....	Ownership.....	.....0.010	MetLife, Inc.....	.....N.....	
0241	MetLife.....	00000...	22-3805708..	3302488			Newbury Insurance Company, Limited.....	DE.....	IA.....	MetLife, Inc.....	Ownership.....	.....100.000	MetLife, Inc.....	.....N.....	
0241	MetLife.....	60992...	13-3690700..	3302479	1167609		Brighthouse Life Insurance Company of NY.....	NY.....	IA.....	Brighthouse Life Insurance Company .....	Ownership.....	.....100.000	MetLife, Inc.....	.....N.....	
0241	MetLife.....	00000...	13-3179826..	3219782			Enterprise General Insurance Agency, Inc.....	DE.....	IA.....	MetLife, Inc.....	Ownership.....	.....100.000	MetLife, Inc.....	.....N.....	
0241	MetLife.....	13626...	20-5819518..	3921870			MetLife Reinsurance Company of Charleston... SC.....	IA.....	NIA.....	MetLife, Inc.....	Ownership.....	.....100.000	MetLife, Inc.....	.....N.....	
0241	MetLife.....	00000...	26-6122204..	4254959			MetLife Capital Trust IV.....	DE.....	NIA.....	MetLife, Inc.....	Ownership.....	.....100.000	MetLife, Inc.....	.....N.....	
0241	MetLife.....	00000...	27-0858844..	4278786			MetLife Home Loans LLC.....	DE.....	NIA.....	MetLife, Inc.....	Ownership.....	.....100.000	MetLife, Inc.....	.....N.....	
0241	MetLife.....	00000...	75-2417735..	2602211			Federal Flood Certification LLC.....	TX.....	NIA.....	MetLife, Inc.....	Ownership.....	.....100.000	MetLife, Inc.....	.....N.....	
0241	MetLife.....	00000...	55-0790010..	3165807			MetLife Group, Inc.....	NY.....	NIA.....	MetLife, Inc.....	Ownership.....	.....100.000	MetLife, Inc.....	.....N.....	
0241	MetLife.....	00000...	13-4075851..	3576355			MetLife Investment Advisors, LLC.....	DE.....	NIA.....	MetLife, Inc.....	Ownership.....	.....100.000	MetLife, Inc.....	.....N.....	
0241	MetLife.....	00000...					MLIA SBAF Manager, LLC (DE).....	DE.....	NIA.....	MetLife Investment Advisors, LLC.....	Ownership.....	.....100.000	MetLife, Inc.....	.....N.....	
0241	MetLife.....	00000...	20-4607161..				MetLife European Holdings, LLC.....	DE.....	NIA.....	MetLife, Inc.....	Ownership.....	.....100.000	MetLife, Inc.....	.....N.....	
0241	MetLife.....	00000...					MetLife Core Property Fund GP, LLC .....	DE.....	NIA.....	MetLife Investment Advisors, LLC.....	Ownership.....	.....100.000	MetLife, Inc.....	.....N.....	
0241	MetLife.....	00000...	80-0946518..				MetLife Core Property Fund, LP .....	DE.....	NIA.....	Metropolitan Life Insurance Company.....	Ownership.....	.....20.060	MetLife, Inc.....	.....N.....	
0241	MetLife.....	00000...	80-0946518..				MetLife Core Property Fund, LP .....	DE.....	NIA.....	Metropolitan Life Insurance Company (on behalf of Sep Acct 746) .....	Ownership.....	.....3.240	MetLife, Inc.....	.....N.....	

Q13.10



**SCHEDULE Y**

**PART 1A - DETAIL OF INSURANCE HOLDING COMPANY SYSTEM**

1	2	3	4	5	6	7	8	9	10	11	12	13	14	15	16
Group Code	Group Name	NAIC Company Code	ID Number	Federal RSSD	CIK	Name of Securities Exchange if Publicly Traded (U.S. or International)	Names of Parent, Subsidiaries or Affiliates	Domiciliary Location	Relationship to Reporting Entity	Directly Controlled by (Name of Entity/Person)	Type of Control (Ownership Board, Management, Attorney-in-Fact, Influence, Other)	If Control is Ownership Provide Percentage	Ultimate Controlling Entity(ies)/Person(s)	Is an SCA Filing Required? (Y/N)	*
0241	MetLife	00000	80-0946518				MetLife Core Property Fund, LP	DE	NIA	MetLife Insurance Company of Korea, Limited	Ownership	2.910	MetLife, Inc.	N	
0241	MetLife	00000	80-0946518				MetLife Core Property Fund, LP	DE	NIA	General American Life Insurance Company	Ownership	0.070	MetLife, Inc.	N	
0241	MetLife	00000	80-0946518				MetLife Core Property Fund, LP	DE	NIA	BrightHouse Life Insurance Company	Ownership	0.140	MetLife, Inc.	N	
0241	MetLife	00000	80-0947139				MetLife Core Property REIT, LLC	DE	NIA	MetLife Core Property Fund, LP	Ownership	100.000	MetLife, Inc.	N	
0241	MetLife	00000	46-3934926				MetLife Core Property Holdings, LLC	DE	NIA	MetLife Core Property REIT, LLC	Ownership	100.000	MetLife, Inc.	N	
0241	MetLife	00000					MCP Property Management LLC (DE)	DE	NIA	MetLife Core Property Holdings, LLC	Ownership	100.000	MetLife, Inc.	N	
0241	MetLife	00000	13-4075851				MetLife Commercial Mortgage Income Fund GP, LLC	DE	NIA	MetLife Investment Advisors, LLC	Ownership	100.000	MetLife, Inc.	N	
0241	MetLife	00000	47-2630137				MetLife Commercial Mortgage Income Fund LP	DE	NIA	Metropolitan Life Insurance Company	Ownership	33.200	MetLife, Inc.	N	
0241	MetLife	00000	47-2630137				MetLife Commercial Mortgage Income Fund LP	DE	NIA	BrightHouse Life Insurance Company	Ownership	11.140	MetLife, Inc.	N	
0241	MetLife	00000	47-2630137				MetLife Commercial Mortgage Income Fund LP	DE	NIA	MetLife Insurance Company of Korea, Limited	Ownership	2.960	MetLife, Inc.	N	
0241	MetLife	00000	47-2630137				MetLife Commercial Mortgage Income Fund LP	DE	NIA	MetLife Limited	Ownership	3.540	MetLife, Inc.	N	
0241	MetLife	00000	47-2630137				MetLife Commercial Mortgage Income Fund LP	DE	NIA	Metropolitan Life Insurance Company of Hong Kong Limited	Ownership	0.410	MetLife, Inc.	N	
0241	MetLife	00000	47-2688528				MetLife Commercial Mortgage REIT, LLC	DE	NIA	MetLife Commercial Mortgage Income Fund, LP	Ownership	100.000	MetLife, Inc.	N	
0241	MetLife	00000	47-2703778				MetLife Commercial Mortgage Originator, LLC	DE	NIA	MetLife Commercial Mortgage REIT, LLC	Ownership	100.000	MetLife, Inc.	N	
0241	MetLife	00000	47-5495603				MCMIF Holdco I, LLC	DE	NIA	MetLife Commercial Mortgage Originator, LLC	Ownership	100.000	MetLife, Inc.	N	
0241	MetLife	00000					MCMIF Holdco II, LLC	DE	NIA	MetLife Commercial Mortgage Originator, LLC	Ownership	100.000	MetLife, Inc.	N	
0241	MetLife	00000					MetLife International PE Fund I, LP	CYM	NIA	MetLife Insurance K.K. (Japan)	Ownership	92.593	MetLife, Inc.	N	
0241	MetLife	00000					MetLife International PE Fund I, LP	CYM	NIA	Metropolitan Life Insurance Company of Hong Kong Limited	Ownership	0.576	MetLife, Inc.	N	
0241	MetLife	00000					MetLife International PE Fund I, LP	CYM	NIA	MetLife Limited (Hong Kong)	Ownership	2.716	MetLife, Inc.	N	
0241	MetLife	00000					MetLife International PE Fund I, LP	CYM	NIA	MetLife Mexico S.A.	Ownership	4.115	MetLife, Inc.	N	
0241	MetLife	00000					MetLife Alternatives GP, LLC	DE	NIA	MetLife Investment Advisors, LLC	Ownership	100.000	MetLife, Inc.	N	
0241	MetLife	00000	98-1150291				MetLife International HF Partners, LP	CYM	NIA	MetLife Insurance K.K. (Japan)	Ownership	88.220	MetLife, Inc.	N	
0241	MetLife	00000	98-1150291				MetLife International HF Partners, LP	CYM	NIA	MetLife Insurance Company of Korea, Limited	Ownership	9.470	MetLife, Inc.	N	
0241	MetLife	00000	98-1150291				MetLife International HF Partners, LP	CYM	NIA	MetLife Limited (Hong Kong)	Ownership	2.290	MetLife, Inc.	N	
0241	MetLife	00000	98-1150291				MetLife International HF Partners, LP	CYM	NIA	MetLife Alternatives GP, LLC	Ownership	0.020	MetLife, Inc.	N	
0241	MetLife	00000	98-1162663				MetLife International PE Fund II, LP	CYM	NIA	MetLife Insurance K.K. (Japan)	Ownership	94.540	MetLife, Inc.	N	
0241	MetLife	00000	98-1162663				MetLife International PE Fund II, LP	CYM	NIA	MetLife Limited (Hong Kong)	Ownership	2.770	MetLife, Inc.	N	
0241	MetLife	00000	98-1162663				MetLife International PE Fund II, LP	CYM	NIA	MetLife Mexico S.A.	Ownership	2.100	MetLife, Inc.	N	

Q13.11

**SCHEDULE Y**

**PART 1A - DETAIL OF INSURANCE HOLDING COMPANY SYSTEM**

1	2	3	4	5	6	7	8	9	10	11	12	13	14	15	16
Group Code	Group Name	NAIC Company Code	ID Number	Federal RSSD	CIK	Name of Securities Exchange if Publicly Traded (U.S. or International)	Names of Parent, Subsidiaries or Affiliates	Domiciliary Location	Relationship to Reporting Entity	Directly Controlled by (Name of Entity/Person)	Type of Control (Ownership Board, Management, Attorney-in-Fact, Influence, Other)	If Control is Ownership Provide Percentage	Ultimate Controlling Entity(ies)/Person(s)	Is an SCA Filing Required? (Y/N)	*
0241	MetLife	00000	98-1162663				MetLife International PE Fund II, LP	CYM	NIA	Metropolitan Life Insurance Company of Hong Kong Limited	Ownership	0.590	MetLife, Inc.	N	
0241	MetLife	00000	98-1226825				MetLife International PE Fund III, LP	CYM	NIA	MetLife Insurance K.K. (Japan)	Ownership	88.930	MetLife, Inc.	N	
0241	MetLife	00000	98-1226825				MetLife International PE Fund III, LP	CYM	NIA	MetLife Insurance Company of Korea, Limited	Ownership	7.910	MetLife, Inc.	N	
0241	MetLife	00000	98-1226825				MetLife International PE Fund III, LP	CYM	NIA	Metropolitan Life Insurance Company of Hong Kong Limited	Ownership	0.550	MetLife, Inc.	N	
0241	MetLife	00000	98-1226825				MetLife International PE Fund III, LP	CYM	NIA	MetLife Limited (Hong Kong)	Ownership	2.610	MetLife, Inc.	N	
0241	MetLife	00000	98-1277596				MetLife International PE Fund IV, LP	CYM	NIA	MetLife Insurance K.K. (Japan)	Ownership	94.700	MetLife, Inc.	N	
0241	MetLife	00000	98-1277596				MetLife International PE Fund IV, LP	CYM	NIA	MetLife Insurance Company of Korea, Limited	Ownership	3.790	MetLife, Inc.	N	
0241	MetLife	00000	98-1277596				MetLife International PE Fund IV, LP	CYM	NIA	MetLife Limited (Hong Kong)	Ownership	1.510	MetLife, Inc.	N	
0241	MetLife	00000					MetLife International PE Fund V, LP	CYM	NIA	MetLife Insurance K.K. (Japan)	Ownership	81.699	MetLife, Inc.	N	
0241	MetLife	00000					MetLife International PE Fund V, LP	CYM	NIA	MetLife Insurance Company of Korea, Limited	Ownership	3.268	MetLife, Inc.	N	
0241	MetLife	00000					MetLife International PE Fund V, LP	CYM	NIA	MetLife Limited (Hong Kong)	Ownership	15.033	MetLife, Inc.	N	
0241	MetLife	00000					MetLife International PE Fund VI, LP	CYM	NIA	MetLife Insurance K.K. (Japan)	Ownership	95.652	MetLife, Inc.	N	
0241	MetLife	00000					MetLife International PE Fund VI, LP	CYM	NIA	MetLife Insurance Company of Korea, Limited	Ownership	4.348	MetLife, Inc.	N	
0241	MetLife	00000					MetLife Loan Asset Management, LLC	DE	NIA	MetLife Investment Advisors, LLC	Ownership	100.000	MetLife, Inc.	N	
0241	MetLife	00000	46-4140926				MIM Property Management, LLC	DE	NIA	MetLife Investment Advisors, LLC	Ownership	100.000	MetLife, Inc.	N	
0241	MetLife	00000					MIM Property Management of Georgia 1, LLC	DE	NIA	MIM Property Management, LLC	Ownership	100.000	MetLife, Inc.	N	
0241	MetLife	13092	26-1511401	4300892			MetLife Reinsurance Company of Vermont	VT	IA	MetLife, Inc	Ownership	100.000	MetLife, Inc.	N	
0241	MetLife	62634	51-0104167	4255107			Delaware American Life Insurance Company	DE	IA	MetLife, Inc	Ownership	100.000	MetLife, Inc.	N	
0241	MetLife	00000	27-1206753				MetLife Consumer Services, Inc	DE	NIA	MetLife, Inc	Ownership	100.000	MetLife, Inc.	N	
0241	MetLife	00000	81-3846992		1685040	NASDAQ	Brighthouse Financial, Inc	DE	NIA	MetLife, Inc	Ownership	19.200	MetLife, Inc.	N	
0241	MetLife	00000					Brighthouse Holdings, LLC	DE	UDP	Brighthouse Financial, Inc	Ownership	100.000	MetLife, Inc.	N	
0241	MetLife	00000	81-2253384				MetLife Insurance Brokerage, Inc	NY	NIA	MetLife, Inc	Ownership	100.000	MetLife, Inc.	N	
0241	MetLife	60690	98-0000065	4247326			American Life Insurance Company	DE	IA	MetLife, Inc	Ownership	100.000	MetLife, Inc.	N	
0241	MetLife	00000	AA-1580066				MetLife Insurance K.K. (Japan)	JPN	IA	American Life Insurance Company	Ownership	100.000	MetLife, Inc.	N	
0241	MetLife	00000					Communication One Kabushiki Kaisha (Japan)	JPN	NIA	MetLife Insurance K.K. (Japan)	Ownership	100.000	MetLife, Inc.	N	
0241	MetLife	00000					MetLife Life Insurance Company (Egypt)	EGY	IA	MetLife Global Holding Company I GmbH (Swiss)	Ownership	84.125	MetLife, Inc.	N	
0241	MetLife	00000	AA-1860015				MetLife Emeklilik ve Hayat A.S. (Turkey)	TUR	IA	MetLife Global Holding Company II GmbH (Swiss)	Ownership	99.980	MetLife, Inc.	N	
0241	MetLife	00000					MetLife Life Insurance S.A. (Greece)	GRC	IA	MetLife EU Holding Company Limited (Ireland)	Ownership	100.000	MetLife, Inc.	N	
0241	MetLife	00000					MetLife Mutual Fund Company (Greece)	GRC	NIA	MetLife Life Insurance Company S.A	Ownership	90.000	MetLife, Inc.	N	
0241	MetLife	00000					International Investment Holding Company Limited (Russia)	RUS	NIA	American Life Insurance Company	Ownership	100.000	MetLife, Inc.	N	

Q13.12

**SCHEDULE Y**

**PART 1A - DETAIL OF INSURANCE HOLDING COMPANY SYSTEM**

1	2	3	4	5	6	7	8	9	10	11	12	13	14	15	16
Group Code	Group Name	NAIC Company Code	ID Number	Federal RSSD	CIK	Name of Securities Exchange if Publicly Traded (U.S. or International)	Names of Parent, Subsidiaries or Affiliates	Domiciliary Location	Relationship to Reporting Entity	Directly Controlled by (Name of Entity/Person)	Type of Control (Ownership Board, Management, Attorney-in-Fact, Influence, Other)	If Control is Ownership Provide Percentage	Ultimate Controlling Entity(ies)/Person(s)	Is an SCA Filing Required? (Y/N)	*
0241	MetLife.....	00000.....					MetLife American International Group and Arab National Bank Cooperative Insurance Company	SAU.....	IA.....	American Life Insurance Company .....	Ownership.....	...30.000	MetLife, Inc.....	.....N.....	
0241	MetLife.....	00000.....		4250072			PJSC MetLife (Ukraine).....	UKR.....	IA.....	MetLife Global Holding Company II GmbH (Swiss)	Ownership.....	...99.999	MetLife, Inc.....	.....N.....	
0241	MetLife.....	00000.....		4250072			PJSC MetLife (Ukraine).....	UKR.....	IA.....	International Technical and Advisory Services Limited (USA-Delaware)	Ownership.....	...0.001	MetLife, Inc.....	.....N.....	
0241	MetLife.....	00000.....		4250072			PJSC MetLife (Ukraine).....	UKR.....	IA.....	Borderland Investments Limited (USA-Delaware)	Ownership.....	...0.001	MetLife, Inc.....	.....N.....	
0241	MetLife.....	00000.....					MetLife Innovation Centre Limited.....	IRL.....	NIA.....	MetLife Global Holding Company II GmbH (Swiss)	Ownership.....	...99.999	MetLife, Inc.....	.....N.....	
0241	MetLife.....	00000.....	51-0205283..				International Technical and Advisory Services Limited (USA-Delaware)	DE.....	NIA.....	American Life Insurance Company .....	Ownership.....	...100.000	MetLife, Inc.....	.....N.....	
0241	MetLife.....	00000.....	02-0649743..				Borderland Investments Limited (USA-Delaware)	DE.....	NIA.....	American Life Insurance Company .....	Ownership.....	...100.000	MetLife, Inc.....	.....N.....	
0241	MetLife.....	00000.....					ALICO Hellas Single Member Limited Liability Company (Greece)	GRC.....	NIA.....	Borderland Investments Limited (USA-Delaware)	Ownership.....	...100.000	MetLife, Inc.....	.....N.....	
0241	MetLife.....	00000.....					MetLife Asset Management Corp. (Japan).....	JPN.....	NIA.....	ALICO Operations, LLC (DE).....	Ownership.....	...100.000	MetLife, Inc.....	.....N.....	
0241	MetLife.....	00000.....		4249311			MetLife Mas, S.A. de C.V (Mexico).....	MEX.....	IA.....	MetLife International Holdings, LLC.....	Ownership.....	...100.000	MetLife, Inc.....	.....N.....	
0241	MetLife.....	00000.....		4249311			MetLife Mas, S.A. de C.V (Mexico).....	MEX.....	IA.....	International Technical and Advisory Services Limited (USA-Delaware)	Ownership.....	.....	MetLife, Inc.....	.....N.....	
0241	MetLife.....	00000.....		4251293			MetLife Seguros S.A. (Uruguay).....	URY.....	IA.....	ALICO Operations, LLC (DE).....	Ownership.....	...100.000	MetLife, Inc.....	.....N.....	
0241	MetLife.....	00000.....					MetLife Colombia Seguros de Vida S.A. (Columbia)	COL.....	IA.....	MetLife Global Holding Company II GmbH (Swiss)	Ownership.....	...90.000	MetLife, Inc.....	.....N.....	
0241	MetLife.....	00000.....					MetLife Colombia Seguros de Vida S.A. (Columbia)	COL.....	IA.....	MetLife Global Holding Company I GmbH (Swiss)	Ownership.....	...10.000	MetLife, Inc.....	.....N.....	
0241	MetLife.....	00000.....					MetLife Colombia Seguros de Vida S.A. (Columbia)	COL.....	IA.....	International Technical and Advisory Services Limited (USA-Delaware)	Ownership.....	.....	MetLife, Inc.....	.....N.....	
0241	MetLife.....	00000.....					MetLife Colombia Seguros de Vida S.A. (Columbia)	COL.....	IA.....	Borderland Investments Limited (USA-Delaware)	Ownership.....	.....	MetLife, Inc.....	.....N.....	
0241	MetLife.....	00000.....					MetLife Colombia Seguros de Vida S.A. (Columbia)	COL.....	IA.....	Natloportem Holdings, LLC.....	Ownership.....	.....	MetLife, Inc.....	.....N.....	
0241	MetLife.....	00000.....	13-3912049..				ALICO Properties, Inc. (USA-Delaware).....	DE.....	NIA.....	American Life Insurance Company .....	Ownership.....	...51.000	MetLife, Inc.....	.....N.....	
0241	MetLife.....	00000.....	13-3919049..				Global Properties, Inc. (USA-Delaware).....	DE.....	NIA.....	ALICO Properties, Inc.....	Ownership.....	...100.000	MetLife, Inc.....	.....N.....	
0241	MetLife.....	00000.....					MetLife Global Holding Company I GmbH (Swiss)	CHE.....	NIA.....	American Life Insurance Company.....	Ownership.....	...100.000	MetLife, Inc.....	.....N.....	
0241	MetLife.....	00000.....					MetLife Global Holding Company II GmbH (Swiss)	CHE.....	NIA.....	MetLife Global Holding Company I GmbH (Swiss)	Ownership.....	...100.000	MetLife, Inc.....	.....N.....	

Q13.13

**SCHEDULE Y**

**PART 1A - DETAIL OF INSURANCE HOLDING COMPANY SYSTEM**

1	2	3	4	5	6	7	8	9	10	11	12	13	14	15	16
Group Code	Group Name	NAIC Company Code	ID Number	Federal RSSD	CIK	Name of Securities Exchange if Publicly Traded (U.S. or International)	Names of Parent, Subsidiaries or Affiliates	Domiciliary Location	Relationship to Reporting Entity	Directly Controlled by (Name of Entity/Person)	Type of Control (Ownership Board, Management, Attorney-in-Fact, Influence, Other)	If Control is Ownership Provide Percentage	Ultimate Controlling Entity(ies)/Person(s)	Is an SCA Filing Required? (Y/N)	*
0241	MetLife	00000					MetLife Investment Management Holdings (Ireland) Limited	IRL	NIA	MetLife Global Holding Company II GmbH (Swiss)	Ownership	100.000	MetLife, Inc.	N	
0241	MetLife	00000					MetLife Syndicated Bank Loan Lux GP, S.à.r.l.	LUX	NIA	MetLife Investment Management Holdings (Ireland) Limited	Ownership	100.000	MetLife, Inc.	N	
0241	MetLife	00000	98-1372544				MetLife BL Feeder (Cayman), LP	CYM	NIA	MetLife Syndicated Bank Loan Lux GP, S.à.r.l.	Ownership	100.000	MetLife, Inc.	N	
0241	MetLife	00000	82-3255634				MetLife BL Feeder, LP	DE	NIA	MetLife Syndicated Bank Loan Lux GP, S.à.r.l.	Ownership	100.000	MetLife, Inc.	N	
0241	MetLife	00000	98-1372721				MetLife Syndicated Bank Loan Fund, SCSp (Luxembourg)	LUX	NIA	MetLife Syndicated Bank Loan Lux GP, S.à.r.l.	Ownership	100.000	MetLife, Inc.	N	
0241	MetLife	00000	30-0615846				ALICO Operations, LLC (DE)	DE	NIA	MetLife Global Holding Company II GmbH (Swiss)	Ownership	100.000	MetLife, Inc.	N	
0241	MetLife	00000					MetLife EU Holding Company Limited (Ireland)	IRL	NIA	MetLife Global Holding Company II GmbH (Swiss)	Ownership	100.000	MetLife, Inc.	N	
0241	MetLife	00000	98-0552186	4249302			ALICO European Holding Limited (Ireland)	IRL	NIA	MetLife Global Holding Company II GmbH (Swiss)	Ownership	100.000	MetLife, Inc.	N	
0241	MetLife	00000	AA-1780108				MetLife Europe d.a.c.	IRL	IA	MetLife EU Holding Company Limited (Ireland)	Ownership	100.000	MetLife, Inc.	N	
0241	MetLife	00000					MetLife Services EOOD (Bulgaria)	BGR	NIA	MetLife EU Holding Company Limited (Ireland)	Ownership	100.000	MetLife, Inc.	N	
0241	MetLife	00000					MetLife Pension Trustees Limited (UK)	GBR	IA	MetLife Europe d.a.c.	Ownership	100.000	MetLife, Inc.	N	
0241	MetLife	00000		4255367			First American-Hungarian Insurance Agency Limited (Hungary)	HUN	IA	MetLife EU Holding Company Limited (Ireland)	Ownership	100.000	MetLife, Inc.	N	
0241	MetLife	00000		4258407			MetLife Solutions S.A.S. (France)	FRA	NIA	MetLife EU Holding Company Limited (Ireland)	Ownership	100.000	MetLife, Inc.	N	
0241	MetLife	00000					MetLife Asia Holding Company Pte. Ltd.	SGP	NIA	MetLife Global Holding Company II GmbH (Swiss)	Ownership	100.000	MetLife, Inc.	N	
0241	MetLife	00000					MetLife Innovation Centre Pte. Ltd.	SGP	NIA	MetLife Asia Holding Company Pte. Ltd.	Ownership	100.000	MetLife, Inc.	N	
0241	MetLife	00000					MetLife Reinsurance Company of Bermuda Ltd.	BMU	IA	MetLife Global Holding Company II GmbH (Swiss)	Ownership	100.000	MetLife, Inc.	N	
0241	MetLife	00000					MetLife Investment Management Limited (UK)	GBR	NIA	MetLife Global Holding Company II GmbH (Swiss)	Ownership	100.000	MetLife, Inc.	N	
0241	MetLife	00000		4255246			Metropolitan Life Societate de Administrare a unui Fond de Pensii Administrat Privat S.A. (Romania)	ROU	IA	MetLife EU Holding Company Limited (Ireland)	Ownership	99.984	MetLife, Inc.	N	
0241	MetLife	00000		4255246			Metropolitan Life Societate de Administrare a unui Fond de Pensii Administrat Privat S.A. (Romania)	ROU	IA	MetLife Services Sp. z o.o.	Ownership	0.016	MetLife, Inc.	N	

Q13.14

**SCHEDULE Y**

**PART 1A - DETAIL OF INSURANCE HOLDING COMPANY SYSTEM**

1	2	3	4	5	6	7	8	9	10	11	12	13	14	15	16
Group Code	Group Name	NAIC Company Code	ID Number	Federal RSSD	CIK	Name of Securities Exchange if Publicly Traded (U.S. or International)	Names of Parent, Subsidiaries or Affiliates	Domiciliary Location	Relationship to Reporting Entity	Directly Controlled by (Name of Entity/Person)	Type of Control (Ownership Board, Management, Attorney-in-Fact, Influence, Other)	If Control is Ownership Provide Percentage	Ultimate Controlling Entity(ies)/Person(s)	Is an SCA Filing Required? (Y/N)	*
0241	MetLife.....	00000...		4249469			ZAO Master D (Russia).....	RUS.....	NIA.....	ALICO European Holding Limited (Ireland)....	Ownership.....	...100.000	MetLife, Inc.....	...N.....	
0241	MetLife.....	00000...		4249991			Joint-Stock Company MetLife Insurance Company (Russia)	RUS.....	IA.....	MetLife Global Holding Company II GmbH (Swiss)	Ownership.....	...49.000	MetLife, Inc.....	...N.....	
0241	MetLife.....	00000...		4249991			Joint-Stock Company MetLife Insurance Company (Russia)	RUS.....	IA.....	ZAO Master D (Russia).....	Ownership.....	...51.000	MetLife, Inc.....	...N.....	
0241	MetLife.....	00000...		4255198			MetLife Slovakia s.r.o.....	SVK.....	NIA.....	MetLife EU Holding Company Limited (Ireland)	Ownership.....	...99.956	MetLife, Inc.....	...N.....	
0241	MetLife.....	00000...		4255198			MetLife Slovakia s.r.o.....	SVK.....	NIA.....	International Technical and Advisory Services Limited (USA-Delaware)	Ownership.....	...0.044	MetLife, Inc.....	...N.....	
0241	MetLife.....	00000...					MetLife Services Cyprus Ltd.....	CYP.....	NIA.....	MetLife EU Holding Company Limited (Ireland)	Ownership.....	...100.000	MetLife, Inc.....	...N.....	
0241	MetLife.....	00000...					Hellenic Alico Life Insurance Company Ltd. (Cyprus)	CYP.....	IA.....	MetLife Services Cyprus Ltd.....	Ownership.....	...27.500	MetLife, Inc.....	...N.....	
0241	MetLife.....	00000...		4247335			MetLife Towarzystwo Ubezpieczen na Zycie i Reasekuracji S.A.	POL.....	IA.....	MetLife EU Holding Company Limited (Ireland)	Ownership.....	...100.000	MetLife, Inc.....	...N.....	
0241	MetLife.....	00000...		4255264			MetLife Services Sp. z o.o .....	POL.....	NIA.....	MetLife Towarzystwo Ubezpieczen na Zycie i Reasekuracji S.A.	Ownership.....	...100.000	MetLife, Inc.....	...N.....	
0241	MetLife.....	00000...		4251154			MetLife Powszechne Towarzystwo Emerytalne (Poland)	POL.....	IA.....	MetLife Towarzystwo Ubezpieczen na Zycie i Reasekuracji S.A.	Ownership.....	...100.000	MetLife, Inc.....	...N.....	
0241	MetLife.....	00000...	AA-9640009.	4255255			MetLife Towarzystwo Funduszy Inwestycyjnych S.A.	POL.....	NIA.....	MetLife Towarzystwo Ubezpieczen na Zycie i Reasekuracji S.A.	Ownership.....	...100.000	MetLife, Inc.....	...N.....	
0241	MetLife.....	00000...		4258331			Agenvita S.r.l. (Italy).....	ITA.....	IA.....	MetLife EU Holding Company Limited (Ireland)	Ownership.....	...100.000	MetLife, Inc.....	...N.....	
0241	MetLife.....	00000...					MetLife Services, Sociedad Limitada (Spain)....	ESP.....	NIA.....	MetLife EU Holding Company Limited (Ireland)	Ownership.....	...100.000	MetLife, Inc.....	...N.....	
0241	MetLife.....	00000...					MetLife Europe Insurance d.a.c .....	IRL.....	IA.....	MetLife EU Holding Company Limited (Ireland)	Ownership.....	...93.000	MetLife, Inc.....	...N.....	
0241	MetLife.....	00000...					MetLife Europe Insurance d.a.c .....	IRL.....	IA.....	American Life Insurance Company .....	Ownership.....	...7.000	MetLife, Inc.....	...N.....	
0241	MetLife.....	00000...		4189864			MetLife Europe Services Limited (Ireland).....	IRL.....	NIA.....	MetLife EU Holding Company Limited (Ireland)	Ownership.....	...100.000	MetLife, Inc.....	...N.....	
0241	MetLife.....	00000...	95-3947585..	3166064			MetLife Investors Group, LLC.....	DE.....	NIA.....	MetLife, Inc.....	Ownership.....	...100.000	MetLife, Inc.....	...N.....	
0241	MetLife.....	00000...	43-1906210..	3373563	1130412		MetLife Investments Securities LLC (DE).....	DE.....	NIA.....	MetLife Investors Group, LLC.....	Ownership.....	...100.000	MetLife, Inc.....	...N.....	
0241	MetLife.....	00000...	43-1906210..				MetLife Investors Distribution Company.....	MO.....	NIA.....	MetLife Investors Group, LLC.....	Ownership.....	...100.000	MetLife, Inc.....	...N.....	

Q13.15

# SUPPLEMENTAL EXHIBITS AND SCHEDULES INTERROGATORIES

The following supplemental reports are required to be filed as part of your statement filing. However, in the event that your company does not transact the type of business for which the special report must be filed, your response of NO to the specific interrogatory will be accepted in lieu of filing a "NONE" report and a bar code will be printed below. If the supplement is required of your company but is not being filed for whatever reason, enter SEE EXPLANATION and provide an explanation following the interrogatory questions.

	<b>Response</b>
1. Will the Trusteed Surplus Statement be filed with the state of domicile and the NAIC with this statement?	NO
2. Will the Medicare Part D Coverage Supplement be filed with the state of domicile and the NAIC with this statement?	NO
3. Will the Reasonableness of Assumptions Certification required by Actuarial Guideline XXXV be filed with the state of domicile and electronically with the NAIC?	NO
4. Will the Reasonableness and Consistency of Assumptions Certification required by Actuarial Guideline XXXV be filed with the state of domicile and electronically with the NAIC?	NO
5. Will the Reasonableness of Assumptions Certification for Implied Guaranteed Rate Method required by Actuarial Guideline XXXVI be filed with the state of domicile and electronically with the NAIC?	NO
6. Will the Reasonableness and Consistency of Assumptions Certification required by Actuarial Guideline XXXVI (Updated Average Market Value) be filed with the state of domicile and electronically with the NAIC?	NO
7. Will the Reasonableness and Consistency of Assumptions Certification required by Actuarial Guideline XXXVI (Updated Market Value) be filed with the state of domicile and electronically with the NAIC?	NO

**Explanations:**

1. The data for this supplement is not required to be filed.
2. The data for this supplement is not required to be filed.
3. The data for this supplement is not required to be filed.
4. The data for this supplement is not required to be filed.
5. The data for this supplement is not required to be filed.
6. The data for this supplement is not required to be filed.
7. The data for this supplement is not required to be filed.

**Bar Code:**



Statement as of March 31, 2018 of the **New England Life Insurance Company**  
**Overflow Page for Write-Ins**

**Additional Write-ins for Assets:**

	Current Statement Date			4 December 31, Prior Year Net Admitted Assets
	1 Assets	2 Nonadmitted Assets	3 Net Admitted Assets (Cols. 1 - 2)	
2504. Disallowed IMR.....	3,804,965	3,804,965	0	0
2597. Summary of remaining write-ins for Line 25.....	3,804,965	3,804,965	0	0

**Additional Write-ins for Liabilities:**

	1 Current Statement Date	2 December 31 Prior Year
2504. Legal contingency reserve.....	266,690	266,690
2597. Summary of remaining write-ins for Line 25.....	266,690	266,690

**New England Life Insurance Company**  
**SCHEDULE A - VERIFICATION**

Real Estate

	1 Year to Date	2 Prior Year Ended December 31
1. Book/adjusted carrying value, December 31 of prior year.....	0	
2. Cost of acquired:		
2.1 Actual cost at time of acquisition.....		
2.2 Additional investment made after acquisition.....		
3. Current year change in encumbrances.....		
4. Total gain (loss) on disposals.....		
5. Deduct amounts received on disposals.....		
6. Total foreign exchange change in book/adjusted carrying value.....		
7. Deduct current year's other-than-temporary impairment recognized.....		
8. Deduct current year's depreciation.....		
9. Book/adjusted carrying value at end of current period (Lines 1+2+3+4-5+6-7-8).....	0	0
10. Deduct total nonadmitted amounts.....		
11. Statement value at end of current period (Line 9 minus Line 10).....	0	0

NONE

**SCHEDULE B - VERIFICATION**

Mortgage Loans

	1 Year to Date	2 Prior Year Ended December 31
1. Book value/recorded investment excluding accrued interest, December 31 of prior year.....	102,310,294	87,588,371
2. Cost of acquired:		
2.1 Actual cost at time of acquisition.....		18,567,277
2.2 Additional investment made after acquisition.....		165,175
3. Capitalized deferred interest and other.....		
4. Accrual of discount.....	4,783	20,765
5. Unrealized valuation increase (decrease).....		
6. Total gain (loss) on disposals.....		
7. Deduct amounts received on disposals.....	528,749	4,030,990
8. Deduct amortization of premium and mortgage interest points and commitment fees.....	76	304
9. Total foreign exchange change in book value/recorded investment excluding accrued interest.....		
10. Deduct current year's other-than-temporary impairment recognized.....		
11. Book value/recorded investment excluding accrued interest at end of current period (Lines 1+2+3+4+5+6-7-8+9-10).....	101,786,252	102,310,294
12. Total valuation allowance.....		
13. Subtotal (Line 11 plus Line 12).....	101,786,252	102,310,294
14. Deduct total nonadmitted amounts.....		
15. Statement value at end of current period (Line 13 minus Line 14).....	101,786,252	102,310,294

**SCHEDULE BA - VERIFICATION**

Other Long-Term Invested Assets

	1 Year to Date	2 Prior Year Ended December 31
1. Book/adjusted carrying value, December 31 of prior year.....	12,530,513	15,932,056
2. Cost of acquired:		
2.1 Actual cost at time of acquisition.....		
2.2 Additional investment made after acquisition.....		151,140
3. Capitalized deferred interest and other.....		
4. Accrual of discount.....		
5. Unrealized valuation increase (decrease).....	19,153	805,616
6. Total gain (loss) on disposals.....		
7. Deduct amounts received on disposals.....	237,651	4,290,255
8. Deduct amortization of premium and depreciation.....		
9. Total foreign exchange change in book/adjusted carrying value.....		
10. Deduct current year's other-than-temporary impairment recognized.....		68,044
11. Book/adjusted carrying value at end of current period (Lines 1+2+3+4+5+6-7-8+9-10).....	12,312,015	12,530,513
12. Deduct total nonadmitted amounts.....		
13. Statement value at end of current period (Line 11 minus Line 12).....	12,312,015	12,530,513

**SCHEDULE D - VERIFICATION**

Bonds and Stocks

	1 Year to Date	2 Prior Year Ended December 31
1. Book/adjusted carrying value of bonds and stocks, December 31 of prior year.....	1,326,012,852	1,407,782,447
2. Cost of bonds and stocks acquired.....	37,640,908	221,260,521
3. Accrual of discount.....	905,008	5,938,871
4. Unrealized valuation increase (decrease).....	222,500	(222,500)
5. Total gain (loss) on disposals.....	(714,408)	(1,381,633)
6. Deduct consideration for bonds and stocks disposed of.....	42,366,977	314,098,237
7. Deduct amortization of premium.....	354,713	1,534,350
8. Total foreign exchange change in book/adjusted carrying value.....	1,631,257	8,267,734
9. Deduct current year's other-than-temporary impairment recognized.....		
10. Total investment income recognized as a result of prepayment penalties and/or acceleration fees.....	376,693	
11. Book/adjusted carrying value at end of current period (Lines 1+2+3+4+5-6-7+8-9+10).....	1,323,353,120	1,326,012,852
12. Deduct total nonadmitted amounts.....		
13. Statement value at end of current period (Line 11 minus Line 12).....	1,323,353,120	1,326,012,852



**SCHEDULE D - PART 1B**

Showing the Acquisitions, Dispositions and Non-Trading Activity

During the Current Quarter for all Bonds and Preferred Stock by NAIC Designation

NAIC Designation	1 Book/Adjusted Carrying Value Beginning of Current Quarter	2 Acquisitions During Current Quarter	3 Dispositions During Current Quarter	4 Non-Trading Activity During Current Quarter	5 Book/Adjusted Carrying Value End of First Quarter	6 Book/Adjusted Carrying Value End of Second Quarter	7 Book/Adjusted Carrying Value End of Third Quarter	8 Book/Adjusted Carrying Value December 31 Prior Year
<b>BONDS</b>								
1. NAIC 1 (a).....	751,019,921	245,151,277	209,170,857	9,308,301	796,308,642			751,019,921
2. NAIC 2 (a).....	497,605,948		11,969,212	(8,800,811)	476,835,925			497,605,948
3. NAIC 3 (a).....	99,516,652	2,188,259	4,161,680	2,895,547	100,438,778			99,516,652
4. NAIC 4 (a).....	28,290,764		2,354,061	(998,102)	24,938,601			28,290,764
5. NAIC 5 (a).....	241,018		619	500,265	740,664			241,018
6. NAIC 6 (a).....	277,500			(277,500)	0			277,500
7. Total Bonds.....	1,376,951,803	247,339,536	227,656,429	2,627,700	1,399,262,610	0	0	1,376,951,803
<b>PREFERRED STOCK</b>								
8. NAIC 1.....					0			
9. NAIC 2.....					0			
10. NAIC 3.....					0			
11. NAIC 4.....					0			
12. NAIC 5.....					0			
13. NAIC 6.....					0			
14. Total Preferred Stock.....	0	0	0	0	0	0	0	0
15. Total Bonds and Preferred Stock.....	1,376,951,803	247,339,536	227,656,429	2,627,700	1,399,262,610	0	0	1,376,951,803

QS102

(a) Book/Adjusted Carrying Value column for the end of the current reporting period includes the following amount of short-term and cash equivalent bonds by NAIC designation:

NAIC 1 \$.....75,909,490; NAIC 2 \$.....0; NAIC 3 \$.....0; NAIC 4 \$.....0; NAIC 5 \$.....0; NAIC 6 \$.....0.

**SCHEDULE DA - PART 1**

Short-Term Investments

	1 Book/Adjusted Carrying Value	2 Par Value	3 Actual Cost	4 Interest Collected Year To Date	5 Paid for Accrued Interest Year To Date
9199999.....	12,977,206	XXX.....	12,948,929	28,278	

**SCHEDULE DA - VERIFICATION**

Short-Term Investments

	1 Year To Date	2 Prior Year Ended December 31
1. Book/adjusted carrying value, December 31 of prior year.....	9,987,932	15,979,174
2. Cost of short-term investments acquired.....	14,940,759	72,716,732
3. Accrual of discount.....	33,102	128,123
4. Unrealized valuation increase (decrease).....		
5. Total gain (loss) on disposals.....	(1,419)	(11,190)
6. Deduct consideration received on disposals.....	11,983,168	78,824,906
7. Deduct amortization of premium.....		
8. Total foreign exchange change in book/adjusted carrying value.....		
9. Deduct current year's other-than-temporary impairment recognized.....		
10. Book/adjusted carrying value at end of current period (Lines 1+2+3+4+5-6-7+8-9).....	12,977,206	9,987,932
11. Deduct total nonadmitted amounts.....		
12. Statement value at end of current period (Line 10 minus Line 11).....	12,977,206	9,987,932



## SCHEDULE DB - PART C - SECTION 1

### Replication (Synthetic Asset) Transactions Open as of Current Statement Date

Replication (Synthetic) Asset Transactions								Components of the Replication (Synthetic Asset) Transactions							
1	2	3	4	5	6	7	8	Derivative Instrument(s) Open			Cash Instrument(s) Held				
Number	Description	NAIC Designation or Other Description	Notional Amount	Book/Adjusted Carrying Value	Fair Value	Effective Date	Maturity Date	9	10	11	12	13	14	15	16
								Description	Book/Adjusted Carrying Value	Fair Value	CUSIP	Description	NAIC Designation or Other Description	Book/Adjusted Carrying Value	Fair Value
<b>Replicated Assets Open</b>															
990396746...	CDX.NA.IG.30.....	2Z.....	22,000,000	12,872,402	14,491,338	03/20/2018	06/20/2023	CDX.NA.IG.30 Credit Default Swap ; 2018-RCDS-396746	396,160	366,710	912803 CH 4	TREASURY STRIP (PRIN).....	1.....	12,476,242	14,124,628
990396746...	CDX.NA.IG.30.....	2Z.....		18,976,054	22,377,499			CDX.NA.IG.30 Credit Default Swap ; 2018-RCDS-396746			912803 CK 7	TREASURY STRIP (PRIN).....	1.....	18,976,054	22,377,499
9999999	Total.....			31,848,456	36,868,837	XXX	XXX	XXX	396,160	366,710	XXX	XXX	XXX	31,452,296	36,502,127

## SCHEDULE DB - PART C - SECTION 2

### Reconciliation (Synthetic Asset) Transactions Open

	First Quarter		Second Quarter		Third Quarter		Fourth Quarter		Year-To-Date	
	1	2	3	4	5	6	7	8	9	10
	Number of Positions	Total Replication (Synthetic Asset) Transactions Statement Value	Number of Positions	Total Replication (Synthetic Asset) Transactions Statement Value	Number of Positions	Total Replication (Synthetic Asset) Transactions Statement Value	Number of Positions	Total Replication (Synthetic Asset) Transactions Statement Value	Number of Positions	Total Replication (Synthetic Asset) Transactions Statement Value
1. Beginning Inventory.....	1	31,582,287	0	0	0	0	0	0	1	31,582,287
2. Add: Opened or acquired transactions.....		31,848,456							0	31,848,456
3. Add: Increases in replication (synthetic asset) transactions statement value.....	XXX		XXX		XXX		XXX		XXX	0
4. Less: Closed or disposed of transactions.....		31,582,287							0	31,582,287
5. Less: Positions disposed of for failing effectiveness criteria.....									0	0
6. Less: Decreases in replication (synthetic asset) transactions statement value.....	XXX		XXX		XXX		XXX		XXX	0
7. Ending Inventory.....	1	31,848,456	0	0	0	0	0	0	1	31,848,456

**SCHEDULE DB - VERIFICATION**

Verification of Book/Adjusted Carrying Value, Fair Value and Potential Exposure of all Open Derivative Contracts

Book/Adjusted Carrying Value Check

1. Part A, Section 1, Column 14.....	8,431,400	
2. Part B, Section 1, Column 15 plus Part B, Section 1 Footnote - Total Ending Cash Balance.....		
3. Total (Line 1 plus Line 2).....		8,431,400
4. Part D, Section 1, Column 5.....	9,054,611	
5. Part D, Section 1, Column 6.....	(623,211)	
6. Total (Line 3 minus Line 4 minus Line 5).....		0

Fair Value Check

7. Part A, Section 1, Column 16.....	6,063,126	
8. Part B, Section 1, Column 13.....		
9. Total (Line 7 plus Line 8).....		6,063,126
10. Part D, Section 1, Column 8.....	6,777,785	
11. Part D, Section 1, Column 9.....	(714,659)	
12. Total (Line 9 minus Line 10 minus Line 11).....		0

Potential Exposure Check

13. Part A, Section 1, Column 21.....	23,135,976	
14. Part B, Section 1, Column 20.....		
15. Part D, Section 1, Column 11.....	23,135,976	
16. Total (Line 13 plus Line 14 minus Line 15).....		0

**SCHEDULE E - PART 2 - VERIFICATION**

Cash Equivalents

	1 Year To Date	2 Prior Year Ended December 31
1. Book/adjusted carrying value, December 31 of prior year.....	40,951,019	5,997,033
2. Cost of cash equivalents acquired.....	194,757,869	783,092,310
3. Accrual of discount.....	190,546	208,732
4. Unrealized valuation increase (decrease).....		
5. Total gain (loss) on disposals.....	(449)	(8,178)
6. Deduct consideration received on disposals.....	172,966,702	748,338,878
7. Deduct amortization of premium.....		
8. Total foreign exchange change in book/ adjusted carrying value.....		
9. Deduct current year's other-than-temporary impairment recognized.....		
10. Book/adjusted carrying value at end of current period (Lines 1+2+3+4+5-6-7+8-9).....	62,932,283	40,951,019
11. Deduct total nonadmitted amounts.....		
12. Statement value at end of current period (Line 10 minus Line 11).....	62,932,283	40,951,019

### SCHEDULE A - PART 2

Showing all Real Estate ACQUIRED AND ADDITIONS MADE During the Current Quarter

1 Description of Property	Location		4 Date Acquired	5 Name of Vendor	6 Actual Cost at Time of Acquisition	7 Amount of Encumbrances	8 Book/Adjusted Carrying Value Less Encumbrances	9 Additional Investment Made After Acquisition
	2 City	3 State						

**NONE**

QE01

### SCHEDULE A - PART 3

Showing all Real Estate DISPOSED During the Quarter, Including Payments During the Final Year on "Sales Under Contract "

1 Description of Property	Location		4 Disposal Date	5 Name of Purchaser	6 Actual Cost	7 Expended for Additions, Permanent Improvements and Changes in Encumbrances	8 Book/Adjusted Carrying Value Less Encumbrances Prior Year	Change in Book/Adjusted Carrying Value Less Encumbrances					14 Book/Adjusted Carrying Value Less Encumbrances on Disposal	15 Amounts Received During Year	16 Foreign Exchange Gain (Loss) on Disposal	17 Realized Gain (Loss) on Disposal	18 Total Gain (Loss) on Disposal	19 Gross Income Earned Less Interest Incurred on Encumbrances	20 Taxes, Repairs, and Expenses Incurred
	2 City	3 State						9 Current Year's Depreciation	10 Current Year's Other-Than-Temporary Impairment Recognized	11 Current Year's Change in Encumbrances	12 Total Change in B./A.C.V. (11 - 9 - 10)	13 Total Foreign Exchange Change in B./A.C.V.							

**NONE**



### SCHEDULE B - PART 2

Showing all Mortgage Loans ACQUIRED AND ADDITIONS MADE During the Current Quarter

1 Loan Number	Location		4 Loan Type	5 Date Acquired	6 Rate of Interest	7 Actual Cost at Time of Acquisition	8 Additional Investment Made After Acquisition	9 Value of Land and Buildings
	2 City	3 State						

# NONE

### SCHEDULE B - PART 3

Showing all Mortgage Loans DISPOSED, Transferred or Repaid During the Current Quarter

QE02

1 Loan Number	Location		4 Loan Type	5 Date Acquired	6 Disposal Date	7 Book Value/Recorded Investment Excluding Accrued Interest Prior Year	Change in Book Value/Recorded Investment						14 Book Value / Recorded Investment Excluding Accrued Interest on Disposal	15 Consideration	16 Foreign Exchange Gain (Loss) on Disposal	17 Realized Gain (Loss) on Disposal	18 Total Gain (Loss) on Disposal
	2 City	3 State					8 Unrealized Valuation Increase (Decrease)	9 Current Year's (Amortization) / Accretion	10 Current Year's Other-Than-Temporary Impairment Recognized	11 Capitalized Deferred Interest and Other	12 Total Change in Book Value (8 + 9 - 10 + 11)	13 Total Foreign Exchange Change in Book Value					

**Mortgages With Partial Repayments**

Scheduled Repayments .....													528,750	528,750			0
Summary Line Adjustment .....													(1)	(1)			0
0299999. Total - Mortgages With Partial Repayments.....						0	0	0	0	0	0	0	528,749	528,749	0	0	0
0599999. Total Mortgages.....						0	0	0	0	0	0	0	528,749	528,749	0	0	0

**SCHEDULE BA - PART 2**

Showing Other Long-Term Invested Assets ACQUIRED AND ADDITIONS MADE During the Current Quarter

1 CUSIP Identification	2 Name or Description	Location		5 Name of Vendor or General Partner	6 NAIC Designation	7 Date Originally Acquired	8 Type and Strategy	9 Actual Cost at Time of Acquisition	10 Additional Investment Made after Acquisition	11 Amount of Encumbrances	12 Commitment for Additional Investment	13 Percentage of Ownership
		3 City	4 State									

**NONE**

**SCHEDULE BA - PART 3**

Showing Other Long-Term Invested Assets DISPOSED, Transferred or Repaid During the Current Quarter

QE03

1 CUSIP Identification	2 Name or Description	Location		5 Name of Purchaser or Nature of Disposal	6 Date Originally Acquired	7 Disposal Date	8 Book/Adjusted Carrying Value Less Encumbrances, Prior Year	Changes in Book/Adjusted Carrying Value						15 Book/Adjusted Carrying Value Less Encumbrances on Disposal	16 Consideration	17 Foreign Exchange Gain (Loss) on Disposal	18 Realized Gain (Loss) on Disposal	19 Total Gain (Loss) on Disposal	20 Investment Income
		3 City	4 State					9 Unrealized Valuation Increase (Decrease)	10 Current Year's (Depreciation) or (Amortization) / Accretion	11 Current Year's Other-Than-Temporary Impairment Recognized	12 Capitalized Deferred Interest and Other	13 Total Change in B./A.C.V. (9+10-11+12)	14 Total Foreign Exchange Change in B./A.C.V.						
	Landmark Equity Partners XIV, L.P.....	Simsbury.....	CT..	Normal Distribution and/or adjustment.....	12/19/2008	03/31/2018	.....237,651	.....	.....	.....	.....	.....0	.....	.....237,651	.....237,651	.....	.....	.....0	.....
1599999.	Total - Joint Venture or Partnership Interests That Have Underlying Characteristics of Common Stocks - Unaffiliated.....						.....237,651	.....0	.....0	.....0	.....0	.....0	.....0	.....237,651	.....237,651	.....0	.....0	.....0	.....0
4499999.	Subtotal - Unaffiliated.....						.....237,651	.....0	.....0	.....0	.....0	.....0	.....0	.....237,651	.....237,651	.....0	.....0	.....0	.....0
4699999.	Totals.....						.....237,651	.....0	.....0	.....0	.....0	.....0	.....0	.....237,651	.....237,651	.....0	.....0	.....0	.....0

**SCHEDULE D - PART 3**

Showing all Long-Term Bonds and Stocks ACQUIRED During Current Quarter

1	2		3	4	5	6	7	8	9	10
CUSIP Identification	Description		Foreign	Date Acquired	Name of Vendor	Number of Shares of Stock	Actual Cost	Par Value	Paid for Accrued Interest and Dividends	NAIC Designation or Market Indicator (a)
<b>Bonds - U.S. Government</b>										
912828	3W	8		02/14/2018	Citibank		9,861,743	10,000,000		1
0599999. Total - Bonds - U.S. Government							9,861,743	10,000,000	0	XXX
<b>Bonds - U.S. Special Revenue and Special Assessment</b>										
3132XW	ZJ	3		03/06/2018	BNP PARIBAS		9,999,982	9,773,213	13,031	1
3136A3	C5	8		03/01/2018	Interest Capitalization		43,165	43,165		1
3199999. Total - Bonds - U.S. Special Revenue and Special Assessments							10,043,147	9,816,378	13,031	XXX
<b>Bonds - Industrial and Miscellaneous</b>										
000000	00	0		03/08/2018	Tax Free Exchange		942,254	938,967		3FE
05723K	AF	7		02/13/2018	DIRECT		4,752,233	5,000,000		1FE
166754	AS	0		02/27/2018	JP MORGAN SECURITIES LTD LDN		2,240,798	2,250,000		1FE
35563P	DZ	9		03/09/2018	BANK OF AMERICA N.A.		4,887,670	5,000,000	17,917	1FE
61744Y	AK	4		02/22/2018	MORGAN STANLEY & CO		2,667,308	2,750,000	9,327	1FE
71647N	AZ	2	D	01/25/2018	BNP PARIBAS		246,005	250,000		3FE
86765L	AM	9		01/09/2018	CREDIT SUISSE SECURITIES USA L		1,000,000	1,000,000		3FE
88032W	AG	1	C	01/11/2018	BANK OF AMERICA N.A.		999,750	1,000,000		1FE
3899999. Total - Bonds - Industrial and Miscellaneous							17,736,018	18,188,967	27,244	XXX
8399997. Total - Bonds - Part 3							37,640,908	38,005,345	40,275	XXX
8399999. Total - Bonds							37,640,908	38,005,345	40,275	XXX
9999999. Total - Bonds, Preferred and Common Stocks							37,640,908	XXX	40,275	XXX

(a) For all common stock bearing NAIC market indicator "U" provide the number of such issues:.....0.

QE04

**SCHEDULE D - PART 4**

Showing all Long-Term Bonds and Stocks SOLD, REDEEMED or Otherwise DISPOSED OF During Current Quarter

1	2	3	4	5	6	7	8	9	10	Change in Book/Adjusted Carrying Value					16	17	18	19	20	21	22
										11	12	13	14	15							
CUSIP Identification	Description	F o r e i g n	Disposal Date	Name of Purchaser	Number of Shares of Stock	Consideration	Par Value	Actual Cost	Prior Year Book/Adjusted Carrying Value	Unrealized Valuation Increase (Decrease)	Current Year's (Amortization) / Accretion	Current Year's Other-Than-Temporary Impairment Recognized	Total Change in B./A.C.V. (11+12-13)	Total Foreign Exchange Change in B./A.C.V.	Book/Adjusted Carrying Value at Disposal Date	Foreign Exchange Gain (Loss) on Disposal	Realized Gain (Loss) on Disposal	Total Gain (Loss) on Disposal	Bond Interest / Stock Dividends Received During Year	Stated Contractual Maturity Date	NAIC Designation or Market Indicator (a)
<b>Bonds - U.S. Government</b>																					
36202E T3 3	GOVERNMENT NATIONAL MORTGAGE A 6.000%		03/01/2018	Paydown.....		29,944	29,944	30,421	30,323		(379)		(379)		29,944			0	264	06/20/2038	1.....
912828 B3 3	UNITED STATES TREASURY 1.500% 01/31/19		03/15/2018	JP MORGAN SECURITIES LTD LDN		407,933	410,000	410,370	410,083		(16)		(16)		410,068		(2,135)	(2,135)	3,823	01/31/2019	1.....
912828 V9 8	UNITED STATES TREASURY 2.250% 02/15/27		03/15/2018	UBS SECURITIES LLC.....		9,541,773	10,000,000	9,827,368	9,840,905		3,159		3,159		9,844,064		(302,291)	(302,291)	130,525	02/15/2027	1.....
912828 X8 8	UNITED STATES TREASURY 2.375% 05/15/27		03/15/2018	Various.....		9,631,617	10,000,000	10,066,040	10,063,569		(1,247)		(1,247)		10,062,322		(430,706)	(430,706)	79,385	05/15/2027	1.....
0599999	Total - Bonds - U.S. Government.....					19,611,267	20,439,944	20,334,199	20,344,880	0	1,517	0	1,517	0	20,346,398	0	(735,132)	(735,132)	213,997	XXX	XXX
<b>Bonds - All Other Government</b>																					
221597 BR 7	COSTA RICA REPUBLIC OF 4.250% 01/26/23	D	01/25/2018	STANDARD CHARTERED BANK..		243,750	250,000	245,000	245,323		63		63		245,386		(1,636)	(1,636)	5,401	01/26/2023	3FE.....
221597 BS 5	COSTA RICA REPUBLIC OF 4.375% 04/30/25	D	01/26/2018	STANDARD CHARTERED BANK..		193,150	200,000	194,000	194,270		52		52		194,322		(1,172)	(1,172)	2,188	04/30/2025	3FE.....
1099999	Total - Bonds - All Other Government.....					436,900	450,000	439,000	439,593	0	115	0	115	0	439,708	0	(2,808)	(2,808)	7,589	XXX	XXX
<b>Bonds - U.S. Special Revenue and Special Assessment</b>																					
31283H 2Q 7	FEDERAL HOME LOAN MORTGAGE COR 6.500%		03/01/2018	Paydown.....		16,271	16,271	16,318	16,294		(23)		(23)		16,271			0	175	12/01/2031	1.....
31283H 2R 5	FEDERAL HOME LOAN MORTGAGE COR 6.500%		03/01/2018	Paydown.....		4,312	4,312	4,313	4,312				0		4,312			0	47	09/01/2032	1.....
3128M1 AB 5	FEDERAL HOME LOAN MORTGAGE COR FHLMC 5.0		03/01/2018	Paydown.....		26,676	26,676	26,002	26,395		282		282		26,676			0	219	08/01/2020	1.....
3128MJ Y6 1	FEDERAL HOME LOAN MORTGAGE COR 3.000%		03/01/2018	Paydown.....		33,290	33,290	33,228	33,229		62		62		33,290			0	160	10/01/2046	1.....
3128MJ YM 6	FEDERAL HOME LOAN MORTGAGE COR FGOLD 30Y		03/01/2018	Paydown.....		19,729	19,729	19,693	19,694		34		34		19,729			0	97	08/01/2046	1.....
3128MJ ZN 3	FEDERAL HOME LOAN MORTGAGE COR 3.500%		03/01/2018	Paydown.....		394,923	394,923	402,188	401,645		(6,721)		(6,721)		394,923			0	2,275	01/01/2047	1.....
3128QS 3S 3	FEDERAL HOME LOAN MORTGAGE COR 3.745%		03/01/2018	Paydown.....		612	612	614	612				0		612			0	4	03/01/2037	1.....
3128QS 4Q 6	FEDERAL HOME LOAN MORTGAGE COR 3.587%		03/01/2018	Paydown.....		1,724	1,724	1,733	1,724				0		1,724			0	9	02/01/2037	1.....
31292H 4K 7	FEDERAL HOME LOAN MORTGAGE COR 6.000%		03/01/2018	Paydown.....		73,505	73,505	74,056	73,931		(426)		(426)		73,505			0	851	12/01/2033	1.....
3132WK LR 7	FEDERAL HOME LOAN MORTGAGE COR FHLMC GOL		03/01/2018	Paydown.....		16,322	16,322	16,294	16,294		29		29		16,322			0	85	01/01/2047	1.....
3132WL TS 5	FEDERAL HOME LOAN MORTGAGE COR FHLMC GOL		03/01/2018	Paydown.....		23,714	23,714	23,672	23,672		43		43		23,714			0	115	03/01/2047	1.....
31335B CZ 7	FEDERAL HOME LOAN MORTGAGE COR 3.000%		03/01/2018	Paydown.....		84,620	84,620	84,672	84,669		(49)		(49)		84,620			0	403	05/01/2047	1.....
31335B EC 6	FEDERAL HOME LOAN MORTGAGE COR 3.500%		03/01/2018	Paydown.....		75,981	75,981	78,212	78,151		(2,170)		(2,170)		75,981			0	380	06/01/2047	1.....

QE05

**SCHEDULE D - PART 4**

Showing all Long-Term Bonds and Stocks SOLD, REDEEMED or Otherwise DISPOSED OF During Current Quarter

1	2	3	4	5	6	7	8	9	10	Change in Book/Adjusted Carrying Value					16	17	18	19	20	21	22
										11	12	13	14	15							
CUSIP Identification	Description	F o r e i g n	Disposal Date	Name of Purchaser	Number of Shares of Stock	Consideration	Par Value	Actual Cost	Prior Year Book/Adjusted Carrying Value	Unrealized Valuation Increase (Decrease)	Current Year's (Amortization) / Accretion	Current Year's Other-Than-Temporary Impairment Recognized	Total Change in B./A.C.V. (11+12-13)	Total Foreign Exchange Change in B./A.C.V.	Book/Adjusted Carrying Value at Disposal Date	Foreign Exchange Gain (Loss) on Disposal	Realized Gain (Loss) on Disposal	Total Gain (Loss) on Disposal	Bond Interest / Stock Dividends Received During Year	Stated Contractual Maturity Date	NAIC Designation or Market Indicator (a)
31371L CD 9	FEDERAL NATIONAL MORTGAGE ASSO 5.000%		03/01/2018	Paydown.....		13,505	13,505	13,125	13,182		323		323		13,505			0	112	09/01/2033	1.....
31371M CF 2	FEDERAL NATIONAL MORTGAGE ASSO 5.500%		03/01/2018	Paydown.....		7,480	7,480	7,228	7,260		221		221		7,480			0	76	07/01/2035	1.....
31403C WF 4	FEDERAL NATIONAL MORTGAGE ASSO 4.500%		03/01/2018	Paydown.....		59,474	59,474	55,170	56,063		3,410		3,410		59,474			0	498	09/01/2035	1.....
31411U HN 4	FEDERAL NATIONAL MORTGAGE ASSO 3.749%		03/01/2018	Paydown.....		954	954	962	954				0		954			0	6	03/01/2037	1.....
31414E RC 0	FEDERAL NATIONAL MORTGAGE ASSO 6.000%		03/01/2018	Paydown.....		38,844	38,844	38,984	38,934		(91)		(91)		38,844			0	394	07/01/2038	1.....
31418C S5 4	FEDERAL NATIONAL MORTGAGE ASSO 4.000%		03/01/2018	Paydown.....		63,223	63,223	66,355	66,337		(3,114)		(3,114)		63,223			0	432	01/01/2048	1.....
3199999	Total - Bonds - U.S. Special Revenue and Special Assessments.....					955,159	955,159	962,819	963,352	0	(8,190)	0	(8,190)	0	955,159	0	0	0	6,338	XXX	XXX

**Bonds - Industrial and Miscellaneous**

QE05.1

000000 00 0	TRONOX PIGMENTS HOLLAND BV TL +L300	D	03/29/2018	Redemption	100.0000.....	2,250	2,250	2,239	2,240		9		9		2,250			0	26	09/22/2024	3FE.....
00115* AA 0	AES ILLUMINA LLC 6.000% 03/26/32.....		03/30/2018	Redemption	100.0000.....	44,977	44,977	44,977	44,977				0		44,977			0	682	03/26/2032	4.....
00130H BN 4	AES CORP AES CORPORATION 8% 6/1/2020 8		03/30/2018	Call	110.8282.....	332,485	300,000	279,000	293,773		568		568		294,341		5,659	5,659	40,418	06/01/2020	3FE.....
002824 AU 4	Abbott Laboratories 5.125% 04/01/19.....		03/22/2018	Call	102.6446.....	5,710,117	5,563,000	5,538,912	5,559,358		622		622		5,559,980		3,020	3,020	282,541	04/01/2019	2FE.....
00434N AB 1	WILLIAMS PARTNERS LPACMP FINAN 4.875%		03/28/2018	Call	104.5703.....	1,045,703	1,000,000	1,000,000	1,000,000				0		1,000,000			0	71,838	03/15/2024	2FE.....
07324F AC 4	BAYVIEW FINANCIAL ACQUISITION 6.831% 0		03/01/2018	Paydown.....		69,384	69,384	56,299	60,282		9,103		9,103		69,384			0	486	08/01/2047	1FM.....
073879 VF 2	BEAR STEARNS ASSET BACKED SECU 2.532%		03/26/2018	Paydown.....		524,464	524,464	460,955	504,015		20,450		20,450		524,464			0	1,561	05/25/2035	1FM.....
11102A AA 9	BRITISH TELECOMMUNICATIONS PLC 5.950%	D	01/15/2018	Maturity.....		4,211,000	4,211,000	4,533,359	4,212,919		(1,919)		(1,919)		4,211,000			0	125,277	01/15/2018	2FE.....
12648E AJ 1	CSMC_14-2R 3.000% 05/01/36.....		03/01/2018	Paydown.....		162,671	162,671	147,217	150,329		12,342		12,342		162,671			0	781	05/01/2036	1FM.....
12648E AN 2	CSMC_14-2R 3.000% 05/01/36.....		02/01/2018	Paydown.....		13,291	13,291	3,798	4,439		(4,439)		(4,439)					0	49	05/01/2036	1FM.....
126650 BP 4	CVS PASSTHROUGH TRUST 6.036% 12/10/28		03/10/2018	Redemption	100.0000.....	5,385	5,385	5,326	5,352		33		33		5,385			0	54	12/10/2028	2FE.....
126650 BV 1	CVS PASSTHROUGH TRUST CVS PASS-THROUGH T		03/12/2018	Redemption	100.0000.....	50,737	50,737	50,737	50,737				0		50,737			0	489	01/10/2033	2FE.....
12674@ AA 6	CVS PASSTHROUGH TRUST 4.016% 08/10/35		03/10/2018	Redemption	100.0000.....	14,391	14,391	14,391	14,391				0		14,391			0	96	08/10/2035	2.....
18451Q AG 3	CLEAR CHANNEL WORLDWIDE HOLDIN 7.625%		01/09/2018	CREDIT SUISSE SECURITIES USA L		2,077,188	2,125,000	2,125,000	2,125,000				0		2,125,000		(47,813)	(47,813)	52,210	03/15/2020	4FE.....
21036P AH 1	CONSTELLATION BRANDS INC 6.000% 05/01/		02/28/2018	Call	111.7638.....	1,117,638	1,000,000	1,000,000	1,000,000				0		1,000,000			0	137,138	05/01/2022	2FE.....
233046 AD 3	DB MASTER FINANCE LLC DNKN_15-3.980%		02/20/2018	Various.....		25,000	25,000	25,000	25,000				0		25,000			0	249	02/20/2045	2AM.....

**SCHEDULE D - PART 4**

Showing all Long-Term Bonds and Stocks SOLD, REDEEMED or Otherwise DISPOSED OF During Current Quarter

1	2	3	4	5	6	7	8	9	10	Change in Book/Adjusted Carrying Value					16	17	18	19	20	21	22
										11	12	13	14	15							
CUSIP Identification	Description	F o r e i g n	Disposal Date	Name of Purchaser	Number of Shares of Stock	Consideration	Par Value	Actual Cost	Prior Year Book/Adjusted Carrying Value	Unrealized Valuation Increase (Decrease)	Current Year's (Amortization) / Accretion	Current Year's Other-Than-Temporary Impairment Recognized	Total Change in B./A.C.V. (11+12-13)	Total Foreign Exchange Change in B./A.C.V.	Book/Adjusted Carrying Value at Disposal Date	Foreign Exchange Gain (Loss) on Disposal	Realized Gain (Loss) on Disposal	Total Gain (Loss) on Disposal	Bond Interest / Stock Dividends Received During Year	Stated Contractual Maturity Date	NAIC Designation or Market Indicator (a)
29248D AA 0	ENA NORTE TRUST 4.950% 04/25/28.....	C	01/25/2018	Redemption 100.0000.....		267,653	267,653	269,394	268,482		(829)		(829)		267,653			.0	3,312	04/25/2023	3AM.....
362256 AC 3	GSAA HOME EQUITY TRUST GSAA_06 2.112%.....		03/26/2018	Paydown.....		122,100	122,100	66,955	64,620		57,480		57,480		122,100			.0	351	10/25/2036	1FM.....
36242D PL 1	GSR MORTGAGE LOAN TRUST GSR_04 3.439%.....		03/01/2018	Paydown.....		237,901	237,901	237,603	238,236		(335)		(335)		237,901			.0	970	12/01/2034	1FM.....
43289D AE 3	HILTON WORLDWIDE FINANCE LLC HILTON WORL.....		03/29/2018	Various.....		4,021	4,021	4,013	4,029		(8)		(8)		4,021			.0	36	10/26/2023	3FE.....
44043V AC 2	HORIZON PHARMA INC 03/29/24.....		03/29/2018	Redemption 100.0000.....		1,234	1,234	1,238	1,238		(4)		(4)		1,234			.0	9	03/29/2024	3FE.....
50076W AM 5	KRATON POLYMERS LLC 01/06/22.....		03/08/2018	Various.....		1,521,284	1,517,997	1,530,417	1,530,649		(6,646)		(6,646)		1,524,003		(2,720)	(2,720)	13,326	01/06/2022	3FE.....
50152# AC 1	KT REAL ESTATE HOLDINGS LLC 3.580% 05/.....		02/24/2018	Redemption 100.0000.....		25,408	25,408	25,408	25,408				.0		25,408			.0	227	05/24/2035	3.....
52518R CC 8	LSSC_05-1 2.212% 09/26/45.....		03/26/2018	Paydown.....		89,942	89,942	79,816	83,192		6,750		6,750		89,942			.0	180	09/26/2045	1FM.....
52524P AA 0	LEHMAN XS TRUST LXS_07-6 3.461% 05/01/.....		03/01/2018	Paydown.....		98,807	120,410	87,833	100,349		(1,542)		(1,542)		98,807			.0	131	05/01/2037	1FM.....
61751J AK 7	MORGAN STANLEY MORTGAGE LOAN T 5.960%.....		03/01/2018	Paydown.....		100,352	100,352	68,237	66,166		34,186		34,186		100,352			.0	509	02/01/2047	1FM.....
63861H AL 2	NSMLT_13-A 5.737% 12/01/52.....		03/01/2018	Paydown.....		174,512	174,512	186,396	186,112		(1,599)		(1,599)		174,512			.0	1,448	12/01/2052	1FM.....
643529 AB 6	NEW CENTURY ALTERNATIVE MORTGA 5.164%.....		03/01/2018	Paydown.....		195,183	195,183	98,099	92,215		102,969		102,969		195,183			.0	836	10/01/2036	1FM.....
69322H AE 8	PAE HOLDING CORP TL L+550 10/07.....		03/29/2018	Redemption 100.0000.....		3,125	3,125	3,063	3,085		40		40		3,125			.0	56	10/07/2022	4FE.....
693656 AA 8	PVH CORP 4.500% 12/15/22.....		01/05/2018	Call 102.2500.....		1,533,750	1,500,000	1,398,750	1,439,927		118		118		1,440,044		59,956	59,956	37,500	12/15/2022	3FE.....
70583# AJ 3	PELICAN PRODUCTS INC 04/08/20.....		03/29/2018	Redemption 100.0000.....		619	619	624	626		(7)		(7)		619			.0	9	04/08/2020	5.....
71647N AZ 2	PETROBRAS GLOBAL FINANCE BV 5.750% 02/.....	D	01/26/2018	Various.....		89,116	90,000	88,563					.0		88,563		553	553		02/01/2029	3FE.....
74958E AS 5	RESIDENTIAL ASSET SECURITIES C 5.750%.....		03/01/2018	Paydown.....		80,622	90,280	79,750	79,826		797		797		80,622			.0	654	12/01/2036	1FM.....
761735 AD 1	REYNOLDS GROUP ISSUER LLC 6.875% 02/15.....	C	02/15/2018	Redemption 100.0000.....		180,959	180,959	180,959	182,997		(2,038)		(2,038)		180,959			.0	6,220	02/15/2021	4FE.....
79575@ AL 1	SALTCHUK RESOURCES INC 4.500% 09/02/29.....		03/02/2018	Redemption 100.0000.....		62,500	62,500	62,500	62,500				.0		62,500			.0	1,406	09/02/2029	1FE.....
81683U AM 9	SEMINOLE TRIBE OF FLORIDA TL L+200.....		03/29/2018	Redemption 100.0000.....		2,903	2,903	2,889	2,892		12		12		2,903			.0	21	06/22/2024	2FE.....
84860* AB 9	SPIRITS OF ST LOUIS BASKETBALL 3.850%.....		03/31/2018	Various.....		14,024	14,024	14,024	14,024				.0		14,024			.0	76	06/30/2036	2FE.....
88031N AA 5	TENASKA ALABAMA Tenaska Alabama Partners.....		03/30/2018	Redemption 100.0000.....		4,455	4,455	4,516	4,473		(18)		(18)		4,455			.0	78	06/30/2021	3FE.....
88031R AA 6	TENASKA ALABAMA 6.125% 03/30/23.....		03/30/2018	Redemption 100.0000.....		85,795	85,795	87,758	87,098		(1,304)		(1,304)		85,795			.0	1,314	03/30/2023	2FE.....
88032W AC 0	TENCENT HOLDINGS LTD 2.875% 02/11/20.....	D	01/12/2018	Various.....		1,004,000	1,000,000	997,970	999,107		18		18		999,125		4,875	4,875	12,458	02/11/2020	1FE.....
999999 99 9	SUMMARY ADJUSTMENT.....		01/31/2018	VARIOUS.....		(4)							.0		(3)		2	2		01/01/2020	2Z.....
P7077@ AH 7	Nassau Air Dev 6.340% 03/30/35.....	D	03/31/2018	Redemption 100.0000.....		32,500	32,500	32,500	32,500				.0		32,500			.0	515	03/30/2035	3FE.....
P7077@ AK 0	Nassau Air Dev 6.440% 06/30/35.....	D	03/30/2018	Redemption 100.0000.....		37,500	37,500	37,500	37,500				.0		37,500			.0	604	06/30/2035	3FE.....
3899999	Total - Bonds - Industrial and Miscellaneous.....					21,363,651	21,072,923	20,933,985	20,660,063	0	214,809	0	214,809	0	20,963,427	0	23,532	23,532	796,141	XXX	XXX

QE052

### SCHEDULE D - PART 4

Showing all Long-Term Bonds and Stocks SOLD, REDEEMED or Otherwise DISPOSED OF During Current Quarter

1	2	3	4	5	6	7	8	9	10	Change in Book/Adjusted Carrying Value					16	17	18	19	20	21	22
										11	12	13	14	15							
CUSIP Identification	Description	F o r e i g n	Disposal Date	Name of Purchaser	Number of Shares of Stock	Consideration	Par Value	Actual Cost	Prior Year Book/Adjusted Carrying Value	Unrealized Valuation Increase (Decrease)	Current Year's (Amortization) / Accretion	Current Year's Other-Than-Temporary Impairment Recognized	Total Change in B./A.C.V. (11+12-13)	Total Foreign Exchange Change in B./A.C.V.	Book/Adjusted Carrying Value at Disposal Date	Foreign Exchange Gain (Loss) on Disposal	Realized Gain (Loss) on Disposal	Total Gain (Loss) on Disposal	Bond Interest / Stock Dividends Received During Year	Stated Contractual Maturity Date	NAIC Designation or Market Indicator (a)
8399997.	Total - Bonds - Part 4.....					42,366,977	42,918,026	42,670,003	42,407,888	0	208,251	0	208,251	0	42,704,692	0	(714,408)	(714,408)	1,024,065	XXX	XXX
8399999.	Total - Bonds.....					42,366,977	42,918,026	42,670,003	42,407,888	0	208,251	0	208,251	0	42,704,692	0	(714,408)	(714,408)	1,024,065	XXX	XXX
9999999.	Total - Bonds, Preferred and Common Stocks.....					42,366,977	XXX	42,670,003	42,407,888	0	208,251	0	208,251	0	42,704,692	0	(714,408)	(714,408)	1,024,065	XXX	XXX

(a) For all common stock bearing the NAIC market indicator "U" provide: the number of such issues: .....0.

**SCHEDULE DB - PART A - SECTION 1**

Showing all Options, Caps, Floors, Collars, Swaps and Forwards Open as of Current Statement Date

1	2	3	4	5	6	7	8	9	10	11	12	13	14	15	16	17	18	19	20	21	22	23		
Description	Description of Item(s) Hedged, Used for Income Generation or Replicated	Schedule / Exhibit Identifier	Type(s) of Risk(s) (a)	Exchange, Counterparty or Central Clearinghouse	Trade Date	Date of Maturity or Expiration	Number of Contracts	Notional Amount	Strike Price, Rate of Index Received (Paid)	Cumulative Prior Year(s) Initial Cost of Premium (Received) Paid	Current Year Initial Cost of Premium (Received) Paid	Current Year Income	Book/Adjusted Carrying Value	Code	Fair Value	Unrealized Valuation Increase (Decrease)	Total Foreign Exchange Change in B./A.C.V.	Current Year's (Amortization) / Accretion	Adjustment to Carrying Value of Hedged Items	Potential Exposure	Credit Quality of Reference Entity	Hedge Effectiveness at Inception and at Year-end (b)		
<b>Swaps - Hedging Effective - Foreign Exchange</b>																								
Currency swap - Rec fixed USD [Pay fixed EUR]; 2014-FXS-227502	D2736#AJ8 Fritz Draxlmaier Gmbh & Co Kg CB 3.57% 4/2/2021	D1	Currency	Citibank NA	E57ODZWZ7FF32TWEFA76...	02/21/2014	04/02/2021	2,058,000	4.7160% [3.5700%]			7,415	213,225		117,706		(43,575)			17,847		100/100		
Currency swap - Rec fixed USD [Pay fixed EUR]; 2014-FXS-232087	G2616#AB7 DCC TREASURY 2014 LTD	D1	Currency	BNP Paribas	R0MUWSFPU8MPRO8K5P83	03/20/2014	05/21/2021	13,771,000	4.2380% [3.0000%]			52,697	1,472,500		842,189		(290,500)			122,059		100/100		
Currency swap - Rec fixed USD [Pay fixed EUR]; 2014-FXS-242976	L8367#AC7 SHURGARD LUXEMBOURG SARL CB 3.26%	D1	Currency	BNP Paribas	R0MUWSFPU8MPRO8K5P83	06/25/2014	07/24/2026	8,302,497	4.7400% [3.2600%]			37,150	812,711		291,653		(176,915)			119,744		100/100		
Currency swap - Rec fixed USD [Pay fixed EUR]; 2014-FXS-243577	N7334#AJ2 Wereldhave N.V. 3.06% 7/2026	D1	Currency	BNP Paribas	R0MUWSFPU8MPRO8K5P83	07/01/2014	07/23/2026	9,578,100	4.5270% [3.0600%]			39,870	969,150		366,396		(203,350)			138,119		100/100		
Currency swap - Rec fixed USD [Pay fixed EUR]; 2014-FXS-245691	X2145*AA4 Elenia Finance 20y 7/30/2034	D1	Currency	Citibank NA	E57ODZWZ7FF32TWEFA76...	07/25/2014	07/30/2034	2,016,150	5.1000% [3.6010%]			8,318	171,375		44,679		(43,575)			40,752		100/100		
Currency swap - Rec fixed USD [Pay fixed EUR]; 2015-FXS-296997	X7360WAJ1 ROMANIA (REPUBLIC OF)	D1	Currency	Citibank NA	E57ODZWZ7FF32TWEFA76...	10/22/2015	10/29/2025	1,111,000	4.4975% [2.7500%]			4,015	(118,850)		(210,298)		(29,050)			15,300		100/100		
Currency swap - Rec fixed USD [Pay fixed GBP]; 2013-FXS-189672	Portman Estate Funds (Multiple Cusips)	D1	Currency	Deutsche Bank AG	7LTFWFZYICNSX8D621K86...	02/06/2013	03/05/2028	3,913,000	4.3475% [4.1300%]			5,594	406,000		74,797		(125,125)			61,675		95/100		
Currency swap - Rec fixed USD [Pay fixed GBP]; 2013-FXS-216199	G3646#AC7 FORTH PORTS LTD	D1	Currency	Citibank NA	E57ODZWZ7FF32TWEFA76...	11/13/2013	12/05/2031	8,152,350	5.4800% [5.0300%]			20,795	998,070		514,518		(255,255)			150,821		100/99		
Currency swap - Rec fixed USD [Pay floating GBP]; 2012-FXS-158754	G2956@AA9 ABP ACQUISITIONS UK LTD	D1	Currency	Barclays Bank PLC	G5GSEF7VJP5I7OUK5573...	03/16/2012	04/25/2033	10,302,500	6.3010% [GBP LIBOR 6M+3.2810%]			75,384	1,184,300		1,542,074		(325,325)			200,035		100/100		
Currency swap - Rec fixed USD [Pay floating GBP]; 2014-FXS-243353	G0566*AC3 ARQIVA PP FINANCING PLC FRN 06/2029	D1	Currency	BNP Paribas	R0MUWSFPU8MPRO8K5P83	06/27/2014	06/29/2029	5,614,290	5.0760% [GBP LIBOR 6M+2.1000%]			40,676	985,050		1,170,992		(165,165)			94,175		100/100		
0879999	Total-Swaps-Hedging Effective-Foreign Exchange									0	0	291,914	7,093,531	XX	4,754,706	0	(1,657,835)	0	0	960,527	XXX	XXX		
0909999	Total-Swaps-Hedging Effective									0	0	291,914	7,093,531	XX	4,754,706	0	(1,657,835)	0	0	960,527	XXX	XXX		
<b>Swaps - Hedging Other - Foreign Exchange</b>																								
Currency swap - Rec fixed USD [Pay fixed CAD]; 2014-FXS-245351	C5864@AM1 MULLEN GROUP LTD	D1	Currency	BNP Paribas	R0MUWSFPU8MPRO8K5P83	07/22/2014	10/22/2026	7,448,790	4.0425% [4.0700%]			13,544	1,196,063		1,196,063		(150,441)			109,012		0001		
Currency swap - Rec fixed USD [Pay fixed EUR]; 2014-FXS-227509	D2736#AK5 FRITZ DRAXLMAIER GMBH & CO KG 4.0500 2024-04-02	D1	Currency	Citibank NA	E57ODZWZ7FF32TWEFA76...	02/21/2014	04/02/2024	411,600	5.3160% [4.0500%]			1,647	15,079		15,079		(9,249)			5,046		0001		
Currency swap - Rec fixed USD [Pay fixed EUR]; 2015-FXS-274572	59010QAA4 MERLIN ENTERTAINMENTS PLC 2.7500 2022-03-15	D1	Currency	Citibank NA	E57ODZWZ7FF32TWEFA76...	03/13/2015	03/15/2022	524,750	4.9860% [2.7500%]			2,181	(116,023)		(116,023)		(8,827)			5,220		0001		
Currency swap - Rec fixed USD [Pay fixed GBP]; 2016-FXS-338981	G1591#AU6 BRITVIC Plc	D1	Currency	Citibank NA	E57ODZWZ7FF32TWEFA76...	11/01/2016	02/20/2025	1,958,560	3.0300% [2.3100%]			1,244	(388,339)		(388,339)		(4,943)			25,721		0001		
Currency swap - Rec fixed USD [Pay floating GBP]; 2013-FXS-201145	G2956@AC5 ABP ACQUISITIONS UK LTD Series A FRN 12/26/2033	D1	Currency	Barclays Bank PLC	G5GSEF7VJP5I7OUK5573...	06/03/2013	12/26/2033	1,534,500	5.5810% [GBP LIBOR 6M+2.2000%]			11,785	234,930		234,930		(63,737)			30,450		0001		
0939999	Total-Swaps-Hedging Other-Foreign Exchange									0	0	30,401	941,710	XX	941,710	(237,197)	26,404	0	0	175,449	XXX	XXX		
0969999	Total-Swaps-Hedging Other									0	0	30,401	941,710	XX	941,710	(237,197)	26,404	0	0	175,449	XXX	XXX		
<b>Swaps - Replications - Credit Default</b>																								
Credit Default Swap - Rec 1.0000 [PAY 0.0000]; CDX.NA.IG.30 : 2018-RCDS-396746	990396746 CDX.NA.IG.30	DB C	Credit	Ice Clear US Inc.	549300HWWR1D8OTS2G29	03/20/2018	06/20/2023	22,000,000	1.0000 [0.0000]			398,237	6,111		396,160		366,710			(2,077)		22,000,000	2Z	N/A
0989999	Total-Swaps-Replications-Credit Default									0	0	398,237	6,111	XX	396,160	0	0	(2,077)	0	22,000,000	XXX	XXX		
1029999	Total-Swaps-Replications									0	0	398,237	6,111	XX	396,160	0	0	(2,077)	0	22,000,000	XXX	XXX		

QE06



## SCHEDULE DB - PART A - SECTION 1

Showing all Options, Caps, Floors, Collars, Swaps and Forwards Open as of Current Statement Date

1	2	3	4	5	6	7	8	9	10	11	12	13	14	15	16	17	18	19	20	21	22	23
Description	Description of Item(s) Hedged, Used for Income Generation or Replicated	Schedule / Exhibit Identifier	Type(s) of Risk(s) (a)	Exchange, Counterparty or Central Clearinghouse	Trade Date	Date of Maturity or Expiration	Number of Contracts	Notional Amount	Strike Price, Rate of Index Received (Paid)	Cumulative Prior Year(s) Initial Cost of Premium (Received) Paid	Current Year Initial Cost of Premium (Received) Paid	Current Year Income	Book/Adjusted Carrying Value	Code	Fair Value	Unrealized Valuation Increase (Decrease)	Total Foreign Exchange Change in B./A.C.V.	Current Year's (Amortization) / Accretion	Adjustment to Carrying Value of Hedged Items	Potential Exposure	Credit Quality of Reference Entity	Hedge Effectiveness at Inception and at Year-end (b)
1169999	Total-Swaps-Credit Default									0	398,237	6,111	396,160	XX	366,710	0	0	(2,077)	0	22,000,000	XXX	XXX
1179999	Total-Swaps-Foreign Exchange									0	0	322,315	8,035,241	XX	5,696,416	(237,197)	(1,631,431)	0	0	1,135,976	XXX	XXX
1209999	Total-Swaps									0	398,237	328,426	8,431,401	XX	6,063,126	(237,197)	(1,631,431)	(2,077)	0	23,135,976	XXX	XXX
1399999	Total-Hedging Effective									0	0	291,914	7,093,531	XX	4,754,706	0	(1,657,835)	0	0	960,527	XXX	XXX
1409999	Total-Hedging Other									0	0	30,401	941,710	XX	941,710	(237,197)	26,404	0	0	175,449	XXX	XXX
1419999	Total-Replication									0	398,237	6,111	396,160	XX	366,710	0	0	(2,077)	0	22,000,000	XXX	XXX
1449999	TOTAL									0	398,237	328,426	8,431,401	XX	6,063,126	(237,197)	(1,631,431)	(2,077)	0	23,135,976	XXX	XXX

QE06.1

**SCHEDULE DB - PART B - SECTION 1**

Futures Contracts Open as of the Current Statement Date

1	2	3	4	5	6	7	8	9	10	11	12	13	14	Highly Effective Hedges			18	19	20	21	22
														15	16	17					
Ticker Symbol	Number of Contracts	Notional Amount	Description	Description of Item(s) Hedged, Used for Income Generation or Replicated	Schedule / Exhibit Identifier	Type(s) of Risk(s) (a)	Date of Maturity or Expiration	Exchange	Trade Date	Transaction Price	Reporting Date Price	Fair Value	Book/Adjusted Carrying Value	Cumulative Variation Margin	Deferred Variation Margin	Change in Variation Margin Gain (Loss) Used to Adjust Basis of Hedged Item	Cumulative Variation Margin for All Other Hedges	Change in Variation Margin Gain (Loss) Recognized in Current Year	Potential Exposure	Hedge Effectiveness at Inception and at Year-end (b)	Value of One (1) Point

**NONE**

QE07

**SCHEDULE DB - PART D - SECTION 1**  
Counterparty Exposure for Derivative Instruments Open as of Current Statement Date

1 Description of Exchange, Counterparty or Central Clearinghouse	2 Master Agreement (Y or N)	3 Credit Support Annex (Y or N)	4 Fair Value of Acceptable Collateral	Book Adjusted Carrying Value			Fair Value			11 Potential Exposure	12 Off-Balance Sheet Exposure
				5 Contracts with Book/Adjusted Carrying Value > 0	6 Contracts with Book/Adjusted Carrying Value < 0	7 Exposure Net of Collateral	8 Contracts with Fair Value > 0	9 Contracts with Fair Value < 0	10 Exposure Net of Collateral		
<b>NAIC 1 Designation</b>											
Barclays Bank PLC..... G5GSEF7VJP5I7OUK5573...	Y.....	Y.....	.....1,574,000	.....1,419,230	- .....	.....0	.....1,777,004	- .....	.....203,004	.....230,485	.....75,715
BNP Paribas..... R0MUWSFPU8MPRO8K5P83	Y.....	Y.....	.....3,850,000	.....5,435,473	- .....	.....1,585,473	.....3,867,293	- .....	.....17,293	.....583,109	.....583,109
Citibank NA..... E57ODZWZ7FF32WEFA76	Y.....	Y.....	- .....	.....1,397,749	.....(623,211)	.....774,538	.....691,981	.....(714,659)	.....0	.....260,708	.....260,708
Deutsche Bank AG..... 7LTFZYICNSX8D621K86..	Y.....	Y.....	.....300,000	.....406,000	- .....	.....106,000	.....74,797	- .....	.....0	.....61,675	.....61,675
0299999. Total NAIC 1 Designation.....			.....5,724,000	.....8,658,452	.....(623,211)	.....2,466,011	.....6,411,075	.....(714,659)	.....220,297	.....1,135,977	.....981,207
0899999. Aggregate Sum of Central Clearinghouse.....	XXX	XXX	.....369,221	.....396,160		.....26,939	.....366,710		.....0	.....22,000,000	.....22,000,000
0999999. Gross Totals.....			.....6,093,221	.....9,054,612	.....(623,211)	.....2,492,950	.....6,777,785	.....(714,659)	.....220,297	.....23,135,977	.....22,981,207
1. Offset per SSAP No. 64.....											
2. Net after right of offset per SSAP No. 64.....				.....9,054,612	.....(623,211)						

QE08

## SCHEDULE DB - PART D - SECTION 2

Collateral for Derivative Instruments Open as of Current Statement Date

1 Exchange, Counterparty or Central Clearinghouse	2 Type of Asset Pledged	3 CUSIP Identification	4 Description	5 Fair Value	6 Par Value	7 Book/Adjusted Carrying Value	8 Maturity Date	9 Type of Margin (I, V or IV)
<b>Collateral Pledged by Reporting Entity</b>								
Wells Fargo Securities LLC.....	VYVCKR63DVZZN70PB21...	Treasury .....	912810 QH 4 UNITED STATES TREASURY .....	462,520	373,000	399,529	05/15/2040.	
0199999. Totals.....				462,520	373,000	399,529	XXX	XXX
<b>Collateral Pledged to Reporting Entity</b>								
Barclays Bank PLC.....	G5GSEF7VJP5I7OUK5573....	Cash.....	Cash.....	1,574,000	1,574,000	XXX		V.....
BNP Paribas.....	R0MUWSFPU8MPRO8K5P83	Cash.....	Cash.....	3,850,000	3,850,000	XXX		V.....
Deutsche Bank AG.....	7LTFWZYICNSX8D621K86...	Cash.....	Cash.....	300,000	300,000	XXX		V.....
Ice Clear US Inc.....	549300HWWR1D8OTS2G29..	Cash.....	Cash.....	369,221	369,221	XXX		V.....
0299999. Totals.....				6,093,221	6,093,221	XXX	XXX	XXX

QE09

**SCHEDULE DL - PART 1  
SECURITIES LENDING COLLATERAL ASSETS**

Reinvested Collateral Assets Owned Current Statement Date

(Securities lending collateral assets reported in aggregate on Line 10 of the Assets page and not included on Schedules A, B, BA, D, DB and E)

1	2	3	4	5	6	7
CUSIP Identification	Description	Code	NAIC Designation / Market Indicator	Fair Value	Book/Adjusted Carrying Value	Maturity Date

General Interrogatories:

1. The activity for the year: Fair Value \$.....0 Book/Adjusted Carrying Value \$.....0
2. Average balance for the year: Fair Value \$.....0 Book/Adjusted Carrying Value \$.....0
3. Reinvested securities lending collateral assets book/adjusted carrying value included in this schedule by NAIC designation:  
 NAIC 1: \$.....0 NAIC 2: \$.....0 NAIC 3: \$.....0 NAIC 4: \$.....0 NAIC 5: \$.....0 NAIC 6: \$.....0

**NONE**

**SCHEDULE DL - PART 2  
SECURITIES LENDING COLLATERAL ASSETS**

Reinvested Collateral Assets Owned Current Statement Date

(Securities lending collateral assets included on Schedules A, B, BA, D, DB and E and not reported in aggregate on Line 10 of the Assets page)

1	2	3	4	5	6	7
CUSIP Identification	Description	Code	NAIC Designation / Market Indicator	Fair Value	Book/Adjusted Carrying Value	Maturity Date

General Interrogatories:

1. The activity for the year: Fair Value \$.....0 Book/Adjusted Carrying Value \$.....0
2. Average balance for the year: Fair Value \$.....0 Book/Adjusted Carrying Value \$.....0

**NONE**

## SCHEDULE E - PART 1 - CASH

### Month End Depository Balances

1 Depository	2 Code	3 Rate of Interest	4 Amount of Interest Received During Current Quarter	5 Amount of Interest Accrued at Current Statement Date	Book Balance at End of Each Month During Current Quarter			9 *
					6 First Month	7 Second Month	8 Third Month	
<b>Open Depositories</b>								
Bank of America, NA..... Boston, MA.....					(8,355,032)	(5,235,447)	(8,778,697)	XXX
JPMorgan Chase Bank, NA..... New York, NY.....					4,420,207	6,833,196	4,411,822	XXX
0199998. Deposits in.....4 depositories that do not exceed the allowable limit in any one depository (see Instructions) - Open Depositories.....	XXX	XXX	.....517	.....475	.....(45,839)	.....(60,899)	.....(24,962)	XXX
0199999. Total Open Depositories.....	XXX	XXX	.....517	.....475	.....(3,980,664)	.....1,536,850	.....(4,391,837)	XXX
0399999. Total Cash on Deposit.....	XXX	XXX	.....517	.....475	.....(3,980,664)	.....1,536,850	.....(4,391,837)	XXX
0599999. Total Cash.....	XXX	XXX	.....517	.....475	.....(3,980,664)	.....1,536,850	.....(4,391,837)	XXX

## SCHEDULE E - PART 2 - CASH EQUIVALENTS

Show Investments Owned End of Current Quarter

1	2	3	4	5	6	7	8	9
CUSIP	Description	Code	Date Acquired	Rate of Interest	Maturity Date	Book/Adjusted Carrying Value	Amount of Interest Due & Accrued	Amount Received During Year
<b>U.S. Government Bonds - Issuer Obligations</b>								
	UNITED STATES TREASURY.....		03/29/2018.....		04/05/2018.....	15,996,897		1,647
	UNITED STATES TREASURY.....		03/15/2018.....		04/12/2018.....	4,997,333		3,874
	UNITED STATES TREASURY.....		03/26/2018.....		04/19/2018.....	5,994,813		2,011
	UNITED STATES TREASURY.....		02/16/2018.....		05/03/2018.....	30,958,659		64,594
	UNITED STATES TREASURY.....		03/09/2018.....		06/07/2018.....	4,984,581		5,119
0199999	U.S. Government Bonds - Issuer Obligations.....					62,932,283	0	77,245
0599999	Total - U.S. Government Bonds.....					62,932,283	0	77,245
<b>Total Bonds</b>								
7799999	Subtotals - Issuer Obligations.....					62,932,283	0	77,245
8399999	Subtotals - Bonds.....					62,932,283	0	77,245
8899999	Total - Cash Equivalents.....					62,932,283	0	77,245

QE13