

**QUARTERLY STATEMENT**

OF THE

**NEW ENGLAND LIFE INSURANCE  
COMPANY**

OF THE STATE OF

**MASSACHUSETTS**

TO THE

**INSURANCE DEPARTMENT**

OF THE

STATE OF

**FOR THE QUARTER  
ENDED MARCH 31, 2017**

LIFE AND ACCIDENT AND HEALTH

**2017**



LIFE AND ACCIDENT AND HEALTH COMPANIES – ASSOCIATION EDITION

# QUARTERLY STATEMENT

AS OF MARCH 31, 2017  
OF THE CONDITION AND AFFAIRS OF THE

## NEW ENGLAND LIFE INSURANCE COMPANY

NAIC Group Code 0241 0241 NAIC Company Code 91626 Employer's ID Number 04-2708937  
(Current) (Prior)

Organized under the Laws of Massachusetts State of Domicile or Port of Entry Massachusetts

County of Domicile \_\_\_\_\_ United States of America

Incorporated/Organized 09/12/1980 Commenced Business 12/30/1980

Statutory Home Office One Financial Plaza Boston, MA 02111  
(Street and Number) (City or Town, State and Zip Code)

Main Administrative Office One Financial Plaza  
(Street and Number) Boston, MA 02111  
(City or Town, State and Zip Code) 617-578-2000  
(Area Code) (Telephone Number)

Mail Address 18210 Crane Nest Drive, 3<sup>rd</sup> Floor Tampa, FL 33647  
(Street and Number or P.O. Box) (City or Town, State and Zip Code)

Primary Location of Books and Records 18210 Crane Nest Drive, 3<sup>rd</sup> Floor  
(Street and Number) Tampa, FL 33647 813-983-4100  
(City or Town, State and Zip Code) (Area Code) (Telephone Number)

Internet Web Site Address www.brighthousefinancial.com

Statutory Statement Contact Yvonne Jeanne Laplante 813-983-4100  
(Name) (Area Code) (Telephone Number)

ylaplante@brighthousefinancial.com 813-983-4404  
(Email Address) (Fax Number)

### OFFICERS

Chairman, President and Chief Executive Officer KIERAN ROLAND MULLINS Vice President and Secretary DANIEL BURT ARRINGTON

Vice President and Treasurer JIN SEUNG CHANG

### OTHER

LYNN ANN DUMAIS MEREDITH ALICIA RATAJCZAK  
Vice President and Chief Financial Officer Vice President and Appointed Actuary

### DIRECTORS OR TRUSTEES

KIMBERLY ANN BERWANGER KUMAR nmN DAS GUPTA MEGHAN SMITH DOSCHER  
LYNN ANN DUMAIS TARA JEAN FIGARD JEFFREY PAUL HALPERIN  
DONALD ANTHONY LEINTZ KIERAN ROLAND MULLINS

State of North Carolina  
County of Mecklenburg } SS

The officers of this reporting entity being duly sworn, each depose and say that they are the described officers of said reporting entity, and that on the reporting period stated above, all of the herein described assets were the absolute property of the said reporting entity, free and clear from any liens or claims thereon, except as herein stated, and that this statement, together with related exhibits, schedules and explanations therein contained, annexed or referred to, is a full and true statement of all the assets and liabilities and of the condition and affairs of the said reporting entity as of the reporting period stated above, and of its income and deductions there from for the period ended, and have been completed in accordance with the NAIC Quarterly Statement Instructions and Accounting Practices and Procedures manual except to the extent that; (1) state law may differ; or, (2) that state rules or regulations require differences in reporting not related to accounting practices and procedures, according to the best of their information, knowledge and belief, respectively. Furthermore, the scope of this attestation by the described officers also includes the related corresponding electronic filing with the NAIC, when required, that is an exact copy (except for formatting differences due to electronic filing) of the enclosed statement. The electronic filing may be requested by various regulators in lieu of or in addition to the enclosed statement.


Kieran Roland Mullins  
KIERAN ROLAND MULLINS  
Chairman of the Board, President and Chief Executive Officer

Daniel Burt Arrington  
DANIEL BURT ARRINGTON  
Vice President and Secretary

Subscribed and sworn to before me this

15<sup>th</sup> day of April, 2017.

Kim P. Jupita  
Notary for Mullins & Arrington



- a. Is this an original filing? Yes [X] No [ ]
- b. If no,
  - 1. State the amendment number \_\_\_\_\_
  - 2. Date filed \_\_\_\_\_
  - 3. Number of pages attached \_\_\_\_\_

## ASSETS

	Current Statement Date			4 December 31 Prior Year Net Admitted Assets
	1 Assets	2 Nonadmitted Assets	3 Net Admitted Assets (Cols. 1 - 2)	
1. Bonds.....	1,420,582,102		1,420,582,102	1,407,782,447
2. Stocks:				
2.1 Preferred stocks.....			0	
2.2 Common stocks.....			0	
3. Mortgage loans on real estate:				
3.1 First liens.....	102,137,069		102,137,069	87,588,371
3.2 Other than first liens.....			0	
4. Real estate:				
4.1 Properties occupied by the company (less \$.....0 encumbrances).....			0	
4.2 Properties held for the production of income (less \$.....0 encumbrances).....			0	
4.3 Properties held for sale (less \$.....0 encumbrances).....			0	
5. Cash (\$.....(9,215,509)), cash equivalents (\$.....34,986,277) and short-term investments (\$.....10,988,207).....	36,758,975		36,758,975	20,607,867
6. Contract loans (including \$.....0 premium notes).....	422,097,345		422,097,345	424,497,222
7. Derivatives.....	16,365,687		16,365,687	18,681,578
8. Other invested assets.....	15,999,884		15,999,884	15,932,055
9. Receivables for securities.....			0	89,769
10. Securities lending reinvested collateral assets.....			0	
11. Aggregate write-ins for invested assets.....	1,629	0	1,629	0
12. Subtotals, cash and invested assets (Lines 1 to 11).....	2,013,942,691	0	2,013,942,691	1,975,179,309
13. Title plants less \$.....0 charged off (for Title insurers only).....			0	
14. Investment income due and accrued.....	26,737,535		26,737,535	25,128,633
15. Premiums and considerations:				
15.1 Uncollected premiums and agents' balances in the course of collection.....	3,040,132	268,145	2,771,987	3,247,073
15.2 Deferred premiums, agents' balances and installments booked but deferred and not yet due (including \$.....0 earned but unbilled premiums).....	11,088,854		11,088,854	12,055,452
15.3 Accrued retrospective premiums (\$.....0) and contracts subject to redetermination (\$.....0).....			0	
16. Reinsurance:				
16.1 Amounts recoverable from reinsurers.....	35,413,729		35,413,729	29,607,058
16.2 Funds held by or deposited with reinsured companies.....			0	
16.3 Other amounts receivable under reinsurance contracts.....	4,405,736		4,405,736	5,399,685
17. Amounts receivable relating to uninsured plans.....			0	
18.1 Current federal and foreign income tax recoverable and interest thereon.....			0	
18.2 Net deferred tax asset.....	145,351,611	97,093,510	48,258,101	41,944,142
19. Guaranty funds receivable or on deposit.....	759,319		759,319	703,176
20. Electronic data processing equipment and software.....	840,075	840,075	0	
21. Furniture and equipment, including health care delivery assets (\$.....0).....	1,737,220	1,737,220	0	
22. Net adjustment in assets and liabilities due to foreign exchange rates.....			0	
23. Receivables from parent, subsidiaries and affiliates.....	7,510,349		7,510,349	11,982,014
24. Health care (\$.....0) and other amounts receivable.....			0	
25. Aggregate write-ins for other than invested assets.....	8,838,535	8,624,177	214,358	0
26. Total assets excluding Separate Accounts, Segregated Accounts and Protected Cell Accounts (Lines 12 through 25).....	2,259,665,786	108,563,127	2,151,102,659	2,105,246,542
27. From Separate Accounts, Segregated Accounts and Protected Cell Accounts.....	7,868,643,899		7,868,643,899	7,696,437,974
28. Total (Lines 26 and 27).....	10,128,309,685	108,563,127	10,019,746,558	9,801,684,516

### DETAILS OF WRITE-INS

1101. Deposits in connection with investments.....	1,629		1,629	0
1102. ....			0	
1103. ....			0	
1198. Summary of remaining write-ins for Line 11 from overflow page.....	0	0	0	0
1199. Totals (Lines 1101 thru 1103 plus 1198) (Line 11 above).....	1,629	0	1,629	0
2501. Miscellaneous.....	4,321,752	4,107,394	214,358	0
2502. Disallowed IMR.....	3,265,501	3,265,501	0	
2503. Prepaid pension asset.....	887,250	887,250	0	
2598. Summary of remaining write-ins for Line 25 from overflow page.....	364,032	364,032	0	
2599. Totals (Lines 2501 thru 2503 plus 2598) (Line 25 above).....	8,838,535	8,624,177	214,358	0

## LIABILITIES, SURPLUS AND OTHER FUNDS

	1 Current Statement Date	2 December 31 Prior Year
1. Aggregate reserve for life contracts \$.....1,268,707,506 less \$.....0 included in Line 6.3 (including \$.....0 Modco Reserve).....	1,268,707,506	1,266,014,160
2. Aggregate reserve for accident and health contracts (including \$.....0 Modco Reserve).....	8,141,571	8,183,464
3. Liability for deposit-type contracts (including \$.....0 Modco Reserve).....	7,999,224	7,853,959
4. Contract claims:		
4.1 Life.....	15,016,693	12,542,857
4.2 Accident and health.....	66,423	64,961
5. Policyholders' dividends \$.....22,776 and coupons \$.....0 due and unpaid.....	22,776	32,091
6. Provision for policyholders' dividends and coupons payable in following calendar year - estimated amounts:		
6.1 Dividends apportioned for payment (including \$.....0 Modco).....	4,800,000	4,750,000
6.2 Dividends not yet apportioned (including \$.....0 Modco).....		
6.3 Coupons and similar benefits (including \$.....0 Modco).....		
7. Amount provisionally held for deferred dividend policies not included in Line 6.....		
8. Premiums and annuity considerations for life and accident and health contracts received in advance less \$.....0 discount; including \$.....88,123 accident and health premiums.....	553,174	385,984
9. Contract liabilities not included elsewhere:		
9.1 Surrender values on canceled contracts.....		
9.2 Provision for experience rating refunds, including the liability of \$.....0 accident and health experience rating refunds of which \$.....0 is for medical loss ratio rebate per the Public Health Service Act.....		
9.3 Other amounts payable on reinsurance, including \$.....0 assumed and \$.....22,936,280 ceded.....	22,936,280	23,635,132
9.4 Interest Maintenance Reserve.....		
10. Commissions to agents due or accrued - life and annuity contracts \$.....192,635, accident and health \$.....5,403 and deposit-type contract funds \$.....0.....	198,038	257,864
11. Commissions and expense allowances payable on reinsurance assumed.....		
12. General expenses due or accrued.....	1,193,071	440,686
13. Transfers to Separate Accounts due or accrued (net) (including \$.....(31,207,883) accrued for expense allowances recognized in reserves, net of reinsured allowances).....	(31,695,773)	(35,657,501)
14. Taxes, licenses and fees due or accrued, excluding federal income taxes.....	1,002,907	1,089,879
15.1 Current federal and foreign income taxes, including \$.....(3,841,600) on realized capital gains (losses).....	30,438,352	27,219,695
15.2 Net deferred tax liability.....		
16. Unearned investment income.....		
17. Amounts withheld or retained by company as agent or trustee.....	99,795,796	100,209,416
18. Amounts held for agents' account, including \$.....0 agents' credit balances.....	9,185,165	9,097,204
19. Remittances and items not allocated.....	3,374,692	901,146
20. Net adjustment in assets and liabilities due to foreign exchange rates.....		
21. Liability for benefits for employees and agents if not included above.....	70,790,345	65,973,978
22. Borrowed money \$.....0 and interest thereon \$.....0.....		
23. Dividends to stockholders declared and unpaid.....		
24. Miscellaneous liabilities:		
24.01 Asset valuation reserve.....	16,588,664	17,052,191
24.02 Reinsurance in unauthorized and certified (\$.....0) companies.....		
24.03 Funds held under reinsurance treaties with unauthorized and certified (\$.....0) reinsurers.....	79,140,599	79,240,576
24.04 Payable to parent, subsidiaries and affiliates.....	3,181,326	2,401,389
24.05 Drafts outstanding.....		
24.06 Liability for amounts held under uninsured plans.....		
24.07 Funds held under coinsurance.....		
24.08 Derivatives.....	175,942	119,642
24.09 Payable for securities.....	74,270	57,340
24.10 Payable for securities lending.....		
24.11 Capital notes \$.....0 and interest thereon \$.....0.....		
25. Aggregate write-ins for liabilities.....	68,963,681	58,547,845
26. Total liabilities excluding Separate Accounts business (Lines 1 to 25).....	1,680,650,722	1,650,413,958
27. From Separate Accounts statement.....	7,868,643,899	7,696,437,974
28. Total liabilities (Lines 26 and 27).....	9,549,294,621	9,346,851,932
29. Common capital stock.....	2,500,000	2,500,000
30. Preferred capital stock.....		
31. Aggregate write-ins for other-than-special surplus funds.....	0	0
32. Surplus notes.....		
33. Gross paid in and contributed surplus.....	334,272,848	334,272,848
34. Aggregate write-ins for special surplus funds.....	0	0
35. Unassigned funds (surplus).....	133,679,089	118,059,736
36. Less treasury stock, at cost:		
36.1 .....0.000 shares common (value included in Line 29 \$.....0).....		
36.2 .....0.000 shares preferred (value included in Line 30 \$.....0).....		
37. Surplus (Total Lines 31 + 32 + 33 + 34 + 35 - 36) (including \$.....0 in Separate Accounts Statement).....	467,951,937	452,332,584
38. Totals of Lines 29, 30 and 37.....	470,451,937	454,832,584
39. Totals of Lines 28 and 38 (Page 2, Line 28, Col. 3).....	10,019,746,558	9,801,684,516

### DETAILS OF WRITE-INS

2501. Postretirement benefit liability.....	37,322,240	37,150,158
2502. Cash collateral received on derivatives.....	16,588,134	19,058,835
2503. Legal contingency reserve.....	12,420,000	170,000
2598. Summary of remaining write-ins for Line 25 from overflow page.....	2,633,307	2,168,852
2599. Totals (Lines 2501 thru 2503 plus 2598) (Line 25 above).....	68,963,681	58,547,845
3101. ....		
3102. ....		
3103. ....		
3198. Summary of remaining write-ins for Line 31 from overflow page.....	0	0
3199. Totals (Lines 3101 thru 3103 plus 3198) (Line 31 above).....	0	0
3401. ....		
3402. ....		
3403. ....		
3498. Summary of remaining write-ins for Line 34 from overflow page.....	0	0
3499. Totals (Lines 3401 thru 3403 plus 3498) (Line 34 above).....	0	0

## SUMMARY OF OPERATIONS

	1 Current Year to Date	2 Prior Year to Date	3 Prior Year Ended December 31
1. Premiums and annuity considerations for life and accident and health contracts.....	40,472,050	53,282,891	187,926,557
2. Considerations for supplementary contracts with life contingencies.....	715,623	1,024,300	10,219,802
3. Net investment income.....	24,354,344	25,222,994	108,090,916
4. Amortization of Interest Maintenance Reserve (IMR).....	6,139	240,727	809,661
5. Separate Accounts net gain from operations excluding unrealized gains or losses.....			
6. Commissions and expense allowances on reinsurance ceded.....	(51,230,435)	3,807,472	14,090,500
7. Reserve adjustments on reinsurance ceded.....	(124,035,160)	(91,400,862)	(433,162,251)
8. Miscellaneous Income:			
8.1 Income from fees associated with investment management, administration and contract guarantees from Separate Accounts.....	32,554,337	32,534,887	124,962,192
8.2 Charges and fees for deposit-type contracts.....	0	52,769	52,769
8.3 Aggregate write-ins for miscellaneous income.....	10,752,759	10,842,142	42,957,539
9. Totals (Lines 1 to 8.3).....	(66,410,343)	35,607,320	55,947,685
10. Death benefits.....	38,619,357	33,019,388	135,308,023
11. Matured endowments (excluding guaranteed annual pure endowments).....	0	7,818	7,818
12. Annuity benefits.....	7,048,436	4,779,312	12,833,738
13. Disability benefits and benefits under accident and health contracts.....	533,200	670,896	2,652,581
14. Coupons, guaranteed annual pure endowments and similar benefits.....			
15. Surrender benefits and withdrawals for life contracts.....	79,577,858	79,466,866	313,088,392
16. Group conversions.....			
17. Interest and adjustments on contract or deposit-type contract funds.....	281,732	448,201	1,542,935
18. Payments on supplementary contracts with life contingencies.....	1,331,441	1,185,116	5,267,718
19. Increase in aggregate reserves for life and accident and health contracts.....	2,651,453	4,646,488	11,785,614
20. Totals (Lines 10 to 19).....	130,043,477	124,224,085	482,486,819
21. Commissions on premiums, annuity considerations and deposit-type contract funds (direct business only).....	2,170,967	1,997,514	8,568,838
22. Commissions and expense allowances on reinsurance assumed.....			
23. General insurance expenses.....	27,016,237	33,484,861	72,266,571
24. Insurance taxes, licenses and fees, excluding federal income taxes.....	1,317,589	1,595,213	5,035,879
25. Increase in loading on deferred and uncollected premiums.....	(542,849)	250,685	(335,729)
26. Net transfers to or (from) Separate Accounts net of reinsurance.....	(196,942,679)	(153,320,101)	(674,450,156)
27. Aggregate write-ins for deductions.....	531,852	5,728,103	8,711,713
28. Totals (Lines 20 to 27).....	(36,405,406)	13,960,360	(97,716,065)
29. Net gain from operations before dividends to policyholders and federal income taxes (Line 9 minus Line 28).....	(30,004,937)	21,646,960	153,663,750
30. Dividends to policyholders.....	1,355,078	1,218,367	4,474,888
31. Net gain from operations after dividends to policyholders and before federal income taxes (Line 29 minus Line 30).....	(31,360,015)	20,428,593	149,188,862
32. Federal and foreign income taxes incurred (excluding tax on capital gains).....	8,930,863	9,251,556	42,910,711
33. Net gain from operations after dividends to policyholders and federal income taxes and before realized capital gains or (losses) (Line 31 minus Line 32).....	(40,290,878)	11,177,037	106,278,151
34. Net realized capital gains (losses) (excluding gains (losses) transferred to the IMR) less capital gains tax of \$.....821,654 (excluding taxes of \$.....(533,860) transferred to the IMR).....	1,457,886	78,705	2,563,635
35. Net income (Line 33 plus Line 34).....	(38,832,992)	11,255,742	108,841,786

### CAPITAL AND SURPLUS ACCOUNT

36. Capital and surplus, December 31, prior year.....	454,832,584	631,916,149	631,916,149
37. Net income (Line 35).....	(38,832,992)	11,255,742	108,841,786
38. Change in net unrealized capital gains (losses) less capital gains tax of \$.....(56,663).....	111,031	(20,890)	487,433
39. Change in net unrealized foreign exchange capital gain (loss).....	(216,260)	(88,977)	(45,036)
40. Change in net deferred income tax.....	23,787,332	4,597,998	2,437,311
41. Change in nonadmitted assets.....	(22,022,159)	(7,193,264)	(3,606,193)
42. Change in liability for reinsurance in unauthorized and certified companies.....			
43. Change in reserve on account of change in valuation basis, (increase) or decrease.....			
44. Change in asset valuation reserve.....	463,527	917,999	4,236,619
45. Change in treasury stock.....			
46. Surplus (contributed to) withdrawn from Separate Accounts during period.....			
47. Other changes in surplus in Separate Accounts Statement.....			
48. Change in surplus notes.....			
49. Cumulative effect of changes in accounting principles.....			
50. Capital changes:			
50.1 Paid in.....			
50.2 Transferred from surplus (Stock Dividend).....			
50.3 Transferred to surplus.....			
51. Surplus adjustment:			
51.1 Paid in.....			
51.2 Transferred to capital (Stock Dividend).....			
51.3 Transferred from capital.....			
51.4 Change in surplus as a result of reinsurance.....	54,408,784	(334,293)	(1,337,172)
52. Dividends to stockholders.....	0	0	(295,000,000)
53. Aggregate write-ins for gains and losses in surplus.....	(2,079,910)	4,495,725	6,901,687
54. Net change in capital and surplus (Lines 37 through 53).....	15,619,353	13,630,040	(177,083,565)
55. Capital and surplus as of statement date (Lines 36 + 54).....	470,451,937	645,546,189	454,832,584

### DETAILS OF WRITE-INS

08.301. Management and service fee income.....	8,736,258	9,396,521	37,311,104
08.302. Income from cross selling agreements.....	1,225,270	658,551	2,507,009
08.303. Miscellaneous.....	791,231	787,070	3,139,426
08.398. Summary of remaining write-ins for Line 8.3 from overflow page.....	0	0	0
08.399. Totals (Lines 08.301 thru 08.303 plus 08.398) (Line 8.3 above).....	10,752,759	10,842,142	42,957,539
2701. Interest credited to reinsurers.....	531,852	5,728,103	8,711,713
2702. ....			
2703. ....			
2798. Summary of remaining write-ins for Line 27 from overflow page.....	0	0	0
2799. Totals (Lines 2701 thru 2703 plus 2798) (Line 27 above).....	531,852	5,728,103	8,711,713
5301. Net gain (loss) on pension and postretirement benefit plans.....	(2,079,910)	0	135,200
5302. Benefit plan curtailment impact.....	0	4,501,250	3,537,300
5303. Prior period adjustment.....	0	0	3,251,287
5398. Summary of remaining write-ins for Line 53 from overflow page.....	0	(5,525)	(22,100)
5399. Totals (Lines 5301 thru 5303 plus 5398) (Line 53 above).....	(2,079,910)	4,495,725	6,901,687

## CASH FLOW

	1 Current Year to Date	2 Prior Year To Date	3 Prior Year Ended December 31
<b>CASH FROM OPERATIONS</b>			
1. Premiums collected net of reinsurance.....	45,713,086	56,058,836	197,469,192
2. Net investment income.....	21,837,189	24,129,927	106,245,535
3. Miscellaneous income.....	46,848,639	46,593,093	186,691,769
4. Total (Lines 1 through 3).....	114,398,914	126,781,856	490,406,496
5. Benefit and loss related payments.....	256,930,811	226,262,085	914,482,565
6. Net transfers to Separate Accounts, Segregated Accounts and Protected Cell Accounts.....	(200,904,407)	(159,326,448)	(693,035,411)
7. Commissions, expenses paid and aggregate write-ins for deductions.....	30,147,526	41,735,894	90,577,578
8. Dividends paid to policyholders.....	1,314,393	1,351,995	5,264,863
9. Federal and foreign income taxes paid (recovered) net of \$.....0 tax on capital gains (losses).....	6,000,000	12,000,001	39,138,280
10. Total (Lines 5 through 9).....	93,488,323	122,023,527	356,427,875
11. Net cash from operations (Line 4 minus Line 10).....	20,910,591	4,758,329	133,978,621
<b>CASH FROM INVESTMENTS</b>			
12. Proceeds from investments sold, matured or repaid:			
12.1 Bonds.....	40,355,856	116,561,424	669,487,695
12.2 Stocks.....			
12.3 Mortgage loans.....	699,547	677,207	42,729,237
12.4 Real estate.....			
12.5 Other invested assets.....	45,990	102,081	44,739,514
12.6 Net gains or (losses) on cash, cash equivalents and short-term investments.....	50,789	(1,817)	(201,548)
12.7 Miscellaneous proceeds.....	2,289,914	16,606	3,755,929
12.8 Total investment proceeds (Lines 12.1 to 12.7).....	43,442,096	117,355,501	760,510,827
13. Cost of investments acquired (long-term only):			
13.1 Bonds.....	51,636,569	137,164,097	610,409,293
13.2 Stocks.....			
13.3 Mortgage loans.....	15,243,452	0	8,586,983
13.4 Real estate.....			
13.5 Other invested assets.....	33,010	11,287,503	92,672
13.6 Miscellaneous applications.....	2,438,099	(1,944)	4,547,381
13.7 Total investments acquired (Lines 13.1 to 13.6).....	69,351,130	148,449,656	623,636,329
14. Net increase or (decrease) in contract loans and premium notes.....	(2,399,877)	(5,218,637)	(2,377,166)
15. Net cash from investments (Line 12.8 minus Line 13.7 and Line 14).....	(23,509,157)	(25,875,518)	139,251,664
<b>CASH FROM FINANCING AND MISCELLANEOUS SOURCES</b>			
16. Cash provided (applied):			
16.1 Surplus notes, capital notes.....			
16.2 Capital and paid in surplus, less treasury stock.....			
16.3 Borrowed funds.....			
16.4 Net deposits on deposit-type contracts and other insurance liabilities.....	145,265	401,417	499,437
16.5 Dividends to stockholders.....	0	0	295,000,000
16.6 Other cash provided (applied).....	18,604,409	28,467,941	27,859,935
17. Net cash from financing and miscellaneous sources (Lines 16.1 through 16.4 minus Line 16.5 plus Line 16.6).....	18,749,674	28,869,358	(266,640,628)
<b>RECONCILIATION OF CASH, CASH EQUIVALENTS AND SHORT-TERM INVESTMENTS</b>			
18. Net change in cash, cash equivalents and short-term investments (Line 11 plus Line 15 plus Line 17).....	16,151,108	7,752,169	6,589,657
19. Cash, cash equivalents and short-term investments:			
19.1 Beginning of year.....	20,607,867	14,018,210	14,018,210
19.2 End of period (Line 18 plus Line 19.1).....	36,758,975	21,770,379	20,607,867
Note: Supplemental disclosures of cash flow information for non-cash transactions:			
20.0001 Security exchange.....	5,010,557	13,351,774	71,548,112
20.0002 Capitalized interest on bonds.....	41,683	100,336	622,444
20.0003 Prior period adjustments - taxes.....	0	0	1,750,693
20.0004 Prior period adjustments.....	0	0	5,001,980

**EXHIBIT 1**

**DIRECT PREMIUMS AND DEPOSIT-TYPE CONTRACTS**

	1 Current Year To Date	2 Prior Year To Date	3 Prior Year Ended December 31
1. Industrial life.....			
2. Ordinary life insurance.....	53,848,367	58,264,009	217,879,213
3. Ordinary individual annuities.....	9,305,395	14,210,376	52,321,958
4. Credit life (group and individual).....			
5. Group life insurance.....			
6. Group annuities.....	65,784	164,235	426,240
7. A&H - group.....			
8. A&H - credit (group and individual).....			
9. A&H - other.....	1,839,978	1,971,017	7,306,317
10. Aggregate of all other lines of business.....	0	0	0
11. Subtotal.....	65,059,524	74,609,637	277,933,728
12. Deposit-type contracts.....			
13. Total.....	65,059,524	74,609,637	277,933,728

**DETAILS OF WRITE-INS**

1001. ....			
1002. ....			
1003. ....			
1098. Summary of remaining write-ins for Line 10 from overflow page.....	0	0	0
1099. Total (Lines 1001 thru 1003 plus 1098) (Line 10 above).....	0	0	0

**NOTES TO THE FINANCIAL STATEMENTS****1. Summary of Significant Accounting Policies****A. Accounting Practices**

New England Life Insurance Company (the “Company”) presents the accompanying financial statements on the basis of accounting practices prescribed or permitted (“MA SAP”) by the Commonwealth of Massachusetts (“Massachusetts”) Division of Insurance (the “Division”).

The Division recognizes only the statutory accounting practices prescribed or permitted by Massachusetts in determining and reporting the financial condition and results of operations of an insurance company, in determining its solvency under the Massachusetts Insurance Law. In 2001, the National Association of Insurance Commissioners (“NAIC”) *Accounting Practices and Procedures Manual* (“NAIC SAP”) was adopted as a component of MA SAP.

Massachusetts has adopted certain prescribed accounting practices that differ from those found in NAIC SAP, none of which affect the financial statements of the Company. A reconciliation of the Company’s net income (loss) and capital and surplus between MA SAP and NAIC SAP is as follows:

	<u>SSAP Number <sup>(1)</sup></u>	<u>Financial Statement Page</u>	<u>Financial Statement Line Number</u>	<u>For the Three Months Ended March 31, 2017</u>	<u>For the Year Ended December 31, 2016</u>
Net income (loss), DE SAP				\$ (38,832,992)	\$ 108,841,786
State prescribed practices: NONE				—	—
State permitted practices: NONE				—	—
Net income (loss), NAIC SAP				<u>\$ (38,832,992)</u>	<u>\$ 108,841,786</u>
				<u>March 31, 2017</u>	<u>December 31, 2016</u>
Statutory capital and surplus, DE SAP				\$ 470,451,937	\$ 454,832,584
State prescribed practices: NONE				—	—
State permitted practices: NONE				—	—
Statutory capital and surplus, NAIC SAP				<u>\$ 470,451,937</u>	<u>\$ 454,832,584</u>

(1) Statement of Statutory Accounting Principles (“SSAP”)

**B. No significant change.****C. Accounting Policy**

(1-5) No significant change.

(6) Mortgage-backed bonds, included in bonds, are generally stated at amortized cost using the scientific method unless they have a NAIC rating designation of 6, which are stated at the lower of amortized cost or fair value. Amortization of the discount or premium from the purchase of these securities considers the estimated timing and amount of prepayments of the underlying mortgage loans. Actual prepayment experience is periodically reviewed and effective yields are recalculated when differences arise between the prepayments originally anticipated and the actual prepayments received and currently anticipated. For credit-sensitive mortgage-backed and asset-backed bonds and certain prepayment-sensitive bonds (e.g., interest-only securities), the effective yield is recalculated on a prospective basis. For all other mortgage-backed and asset-backed bonds, the effective yield is recalculated on a retrospective basis.

For certain residential mortgage-backed securities (“RMBS”) and commercial mortgage-backed securities (“CMBS”), both an initial and final NAIC designation is determined on a security-by-security basis based on a range of values published by the NAIC. The initial designation is used to determine the carrying value of the RMBS or CMBS. RMBS and CMBS with initial designations of 1 to 5 are stated at amortized cost, while RMBS and CMBS with initial designations of 6 are stated at the lower of amortized cost or fair value. The final designation calculation compares this carrying value with a range of values, resulting in a final NAIC designation reported herein, which is used for all other accounting and reporting purposes.

For loan-backed securities, including asset-backed securities (“ABS”), which are not modeled, the NAIC relies on the second lowest NAIC Credit Rating Provider (“CRP”) rating to determine the initial NAIC designation. The second lowest CRP rating is used to determine the carrying value of the security, which is based on the NAIC’s estimate of expected losses, using an NAIC published formula. The carrying value of the security determines its final NAIC designation, which is used for reporting in the Annual Statement and in risk-based capital (“RBC”) calculations. This revised methodology does not apply to NAIC 1 and NAIC 6 securities which are rated at the second lowest CRP designation.

(7-13) No significant change.

**D. Going Concern**

Management does not have any substantial doubt about the Company’s ability to continue as a going concern.

**2. Accounting Changes and Corrections of Errors**

No significant change.



**NOTES TO THE FINANCIAL STATEMENTS****3. Business Combinations and Goodwill**

No significant change.

**4. Discontinued Operations**

No significant change.

**5. Investments****A. Mortgage Loans, including Mezzanine Real Estate Loans**

(1-3) No significant change.

(4) The Company's age analysis of mortgage loans, aggregated by type, was as follows:

	Farm	Residential		Commercial		Mezzanine	Total
		Insured	All Other	Insured	All Other		
a. March 31, 2017							
1. Recorded Investment (All)							
(a) Current	\$ 74,851,306	\$ —	\$ —	\$ —	\$ 27,285,763	\$ —	\$ 102,137,069
(b) 30-59 days past due	\$ —	\$ —	\$ —	\$ —	\$ —	\$ —	\$ —
(c) 60-89 days past due	\$ —	\$ —	\$ —	\$ —	\$ —	\$ —	\$ —
(d) 90-179 days past due	\$ —	\$ —	\$ —	\$ —	\$ —	\$ —	\$ —
(e) 180+ days past due	\$ —	\$ —	\$ —	\$ —	\$ —	\$ —	\$ —
2. Accruing Interest 90-179 Days Past Due							
(a) Recorded investment	\$ —	\$ —	\$ —	\$ —	\$ —	\$ —	\$ —
(b) Interest accrued	\$ —	\$ —	\$ —	\$ —	\$ —	\$ —	\$ —
3. Accruing Interest 180+ Days Past Due							
(a) Recorded investment	\$ —	\$ —	\$ —	\$ —	\$ —	\$ —	\$ —
(b) Interest accrued	\$ —	\$ —	\$ —	\$ —	\$ —	\$ —	\$ —
4. Interest Reduced							
(a) Recorded investment	\$ —	\$ —	\$ —	\$ —	\$ —	\$ —	\$ —
(b) Number of loans	—	—	—	—	—	—	—
(c) Percent reduced	—%	—%	—%	—%	—%	—%	—%
b. December 31, 2016							
1. Recorded Investment							
(a) Current	\$ 62,097,664	\$ —	\$ —	\$ —	\$ 25,490,707	\$ —	\$ 87,588,371
(b) 30-59 days past due	\$ —	\$ —	\$ —	\$ —	\$ —	\$ —	\$ —
(c) 60-89 days past due	\$ —	\$ —	\$ —	\$ —	\$ —	\$ —	\$ —
(d) 90-179 days past due	\$ —	\$ —	\$ —	\$ —	\$ —	\$ —	\$ —
(e) 180+ days past due	\$ —	\$ —	\$ —	\$ —	\$ —	\$ —	\$ —
2. Accruing Interest 90-179 Days Past Due							
(a) Recorded investment	\$ —	\$ —	\$ —	\$ —	\$ —	\$ —	\$ —
(b) Interest accrued	\$ —	\$ —	\$ —	\$ —	\$ —	\$ —	\$ —
3. Accruing Interest 180+ Days Past Due							
(a) Recorded investment	\$ —	\$ —	\$ —	\$ —	\$ —	\$ —	\$ —
(b) Interest Accrued	\$ —	\$ —	\$ —	\$ —	\$ —	\$ —	\$ —
4. Interest Reduced							
(a) Recorded investment	\$ —	\$ —	\$ —	\$ —	\$ —	\$ —	\$ —
(b) Number of loans	—	—	—	—	—	—	—
(c) Percent reduced	—%	—%	—%	—%	—%	—%	—%

(5-9) No significant change.

B-C. No significant change.

**D. Loan-backed Securities**

(1) Prepayment assumptions were obtained from published broker dealer values and internal estimates.

(2) a. The Company did not recognize any other-than-temporary impairments ("OTTI") on the basis of the intent to sell during the three months ended March 31, 2017.

**NOTES TO THE FINANCIAL STATEMENTS**

- b. The Company did not recognize any OTTI on the basis of the inability or lack of intent to retain the investment in the security for a period of time sufficient to recover the amortized cost basis during the three months ended March 31, 2017.
- c. Impairments where the present value of cash flows expected to be collected is less than the amortized cost basis of the security are shown in Note 5D(3).
- (3) As of March 31, 2017, the Company has not recognized any OTTI on its loan-backed securities based on cash flow analysis.
- (4) At March 31, 2017, the estimated fair value and gross unrealized losses for loan-backed securities, aggregated by length of time the securities have been in a continuous loss position were as follows:
- |   |    |            |
|---|----|------------|
| a. The aggregate amount of unrealized losses:                             |    |            |
| 1. Less than 12 Months  | \$ | 4,524,643  |
| 2. 12 Months or Longer  | \$ | —          |
| b. The aggregate related fair value of securities with unrealized losses: |    |            |
| 1. Less than 12 Months  | \$ | 71,458,895 |
| 2. 12 Months or Longer  | \$ | —          |
- (5) The Company performs a regular evaluation, on a security-by-security basis, of its securities holdings in accordance with its OTTI policy in order to evaluate whether such investments are other than temporarily impaired. Management considers a wide range of factors about the security issuer and uses its best judgment in evaluating the cause of the decline in the estimated fair value of the security and in assessing the prospects for near-term recovery. Factors considered include fundamentals of the industry and geographic area in which the security issuer operates, as well as overall macroeconomic conditions. Projected future cash flows are estimated using assumptions derived from management's best estimates of likely scenario-based outcomes after giving consideration to a variety of variables that include, but are not limited to: (i) general payment terms of the security; (ii) the likelihood that the issuer can service the scheduled interest and principal payments; (iii) the quality and amount of any credit enhancements; (iv) the security's position within the capital structure of the issuer; (v) possible corporate restructurings or asset sales by the issuer; and (vi) changes to the rating of the security or the issuer by rating agencies. Additional considerations are made when assessing the unique features that apply to certain loan-backed securities including, but are not limited to: (i) the quality of underlying collateral; (ii) expected prepayment speeds; (iii) current and forecasted loss severity; (iv) consideration of the payment terms of the underlying assets backing the security; and (v) the payment priority within the tranche structure of the security. For loan-backed securities in an unrealized loss position as summarized in the immediately preceding table, the Company does not have the intent to sell the securities, believes it has the intent and ability to retain the security for a period of time sufficient to recover the carrying value of the security and based on the cash flow modeling and other considerations as described above, believes these securities are not other than temporarily impaired.

## E. Repurchase Agreements and/or Securities Lending Transactions

(1-2) No significant change.

(3) The Company did not receive any collateral as of March 31, 2017.

(4-7) No significant change.

F-H. No significant change.

## I. Working Capital Finance Investments

The Company had no working capital finance investments during the three months ended March 31, 2017.

## J. Offsetting and Netting of Assets and Liabilities

The Company had no assets and liabilities which are offset and reported net in accordance with a valid right to offset.

**NOTES TO THE FINANCIAL STATEMENTS****K. Structured Notes**

A structured note is a direct debt issuance by a corporation, municipality, or government entity, ranking pari-passu with the issuer's other debt issuances of equal seniority where either: 1) the coupon and/or principal payments are linked, in whole or in part, to prices or payment streams from an index or indices, or assets deriving their value from other than the issuer's credit quality, or 2) the coupon and/or principal payments are leveraged by a formula that is different from either a fixed coupon, or a non-leveraged floating rate coupon linked to an interest rate index, including but not limited to London Interbank Offered Rate or the prime rate. Information regarding structured notes as of March 31, 2017 was as follows:

<b>CUSIP Identification</b>	<b>Actual Cost</b>	<b>Fair Value</b>	<b>Book/Adjusted Carrying Value</b>	<b>Mortgage-Referenced Security (YES/NO)</b>
03938LAQ7	\$ 1,000,000	\$ 1,075,000	\$ 1,000,000	NO
03938LAU8	2,102,500	2,175,000	2,055,360	NO
044209AF1	294,750	309,750	296,119	NO
42824CAN9	19,966,613	20,950,220	19,968,876	NO
539830AW9	2,696,493	3,482,718	2,716,173	NO
761735AD1	388,881	399,089	388,881	NO
<b>Total</b>	<b>\$ 26,449,237</b>	<b>\$ 28,391,777</b>	<b>\$ 26,425,409</b>	

**L. 5\* Securities**

No significant change.

**M. Short Sales**

The Company did not have any unsettled short sale transactions outstanding as of March 31, 2017.

The Company did not have any settled short sale transactions during the three months ended March 31, 2017.

**N. Prepayment Penalty and Acceleration Fees**

During the three months ended March 31, 2017, the Company had securities sold, redeemed or otherwise disposed of as a result of a callable feature. The number of securities sold, disposed or otherwise redeemed and the aggregate amount of investment income generated as a result of a prepayment penalty and/or acceleration fee is as follows:

	<b>General Account</b>	<b>Separate Account</b>
Number of CUSIPs	14	—
Aggregate Amount of Investment Income	\$ 533,746	\$ —

**6. Joint Ventures, Partnerships and Limited Liability Companies**

A. No significant change.

B. The Company recognized write-downs and recorded adjustments totaling \$68,044 and \$307,373 on investments in joint ventures during the three months ended March 31, 2017 and the year ended December 31, 2016, respectively. Impairments are recognized when a investment's net asset value or management's estimate of value, based on available information, is less than the carrying amount or if, in management's judgment, the investment will not be able to absorb prior losses classified as unrealized losses. These losses are deemed to be other than temporary and the value of these impairments was recorded as a realized loss.

**7. Investment Income**

No significant change.

**8. Derivative Instruments**

As of March 31, 2017, there were no significant changes in the Company's derivative policy or investments other than those described below.

**NOTES TO THE FINANCIAL STATEMENTS****Types of Derivatives****Equity Market Derivatives**

Equity index options are used by the Company to hedge certain invested assets against adverse changes in equity indices. In an equity index option transaction, the Company enters into contracts to sell the equity index within a limited time at a contracted price. The contracts will be net settled in cash, based on differentials in the indices at the time of exercise and the strike price. Certain of these contracts may also contain settlement provisions linked to interest rates. In certain instances, the Company may enter into a combination of transactions to hedge adverse changes in equity indices within a pre-determined range through the purchase and sale of options. See Schedule DB, Part A.

**Non-qualifying Derivatives**

The Company enters into the following derivatives that do not qualify for hedge accounting under SSAP No. 86, *Derivatives*: (i) equity index options to hedge certain invested assets against adverse changes in equity indices.

**Credit Risk**

The Company enters into various collateral arrangements, which may require both the pledging and accepting of collateral in connection with its derivatives.

The table below summarizes the collateral pledged in connection with its over-the-counter (“OTC”) derivatives at:

	Securities <sup>(1)</sup>	
	March 31, 2017	December 31, 2016
<b>Initial Margin:</b>		
OTC-cleared	\$ 515,096	\$ 348,922

<sup>(1)</sup> Securities pledged as collateral are reported in bonds. Subject to certain constraints, the counterparties are permitted by contract to sell or repledge this collateral.

The table below summarizes the collateral received in connection with its OTC derivatives at:

	Cash <sup>(1)</sup>	
	March 31, 2017	December 31, 2016
<b>Variation Margin:</b>		
OTC-bilateral	\$ 16,224,000	\$ 18,724,000
OTC-cleared	364,134	334,835
<b>Total OTC</b>	<b>\$ 16,588,134</b>	<b>\$ 19,058,835</b>

<sup>(1)</sup> Cash collateral received is reported in cash, cash equivalents and short-term investments and the obligation to return the collateral is reported in aggregate write-ins for liabilities as cash collateral on derivatives.

**NOTES TO THE FINANCIAL STATEMENTS****9. Income Taxes**

A. The components of net deferred tax assets (“DTA”) and deferred tax liabilities (“DTL”) consisted of the following:

	<b>March 31, 2017</b>		
	<b>Ordinary</b>	<b>Capital</b>	<b>Total</b>
Gross DTA	\$ 151,624,913	\$ —	\$ 151,624,913
Statutory valuation allowance adjustments	—	—	—
Adjusted gross DTA	151,624,913	—	151,624,913
DTA nonadmitted	(97,093,510)	—	(97,093,510)
Subtotal net admitted DTA	54,531,403	—	54,531,403
DTL	(5,427,799)	(845,503)	(6,273,302)
Net admitted DTA/(Net DTL)	<u>\$ 49,103,604</u>	<u>\$ (845,503)</u>	<u>\$ 48,258,101</u>
	<b>December 31, 2016</b>		
	<b>Ordinary</b>	<b>Capital</b>	<b>Total</b>
Gross DTA	\$ 127,433,940	\$ —	\$ 127,433,940
Statutory valuation allowance adjustments	—	—	—
Adjusted gross DTA	127,433,940	—	127,433,940
DTA nonadmitted	(78,371,206)	—	(78,371,206)
Subtotal net admitted DTA	49,062,734	—	49,062,734
DTL	(6,249,274)	(869,318)	(7,118,592)
Net admitted DTA/(Net DTL)	<u>\$ 42,813,460</u>	<u>\$ (869,318)</u>	<u>\$ 41,944,142</u>
	<b>Change</b>		
	<b>Ordinary</b>	<b>Capital</b>	<b>Total</b>
Gross DTA	\$ 24,190,973	\$ —	\$ 24,190,973
Statutory valuation allowance adjustments	—	—	—
Adjusted gross DTA	24,190,973	—	24,190,973
DTA nonadmitted	(18,722,304)	—	(18,722,304)
Subtotal net admitted DTA	5,468,669	—	5,468,669
DTL	821,475	23,815	845,290
Net admitted DTA/(Net DTL)	<u>\$ 6,290,144</u>	<u>\$ 23,815</u>	<u>\$ 6,313,959</u>

Admission calculation components – SSAP No. 101, *Income Taxes*, (“SSAP 101”):

	<b>March 31, 2017</b>		
	<b>Ordinary</b>	<b>Capital</b>	<b>Total</b>
Federal income taxes paid in prior years recoverable through loss carrybacks	\$ 5,935,801	\$ —	\$ 5,935,801
Adjusted gross DTA expected to be realized (excluding the amount of DTA from above) after application of the threshold limitation (the lesser of 1 and 2 below)	42,322,300	—	42,322,300
1. Adjusted gross DTA expected to be realized following the balance sheet date	42,322,300	—	42,322,300
2. Adjusted gross DTA allowed per limitation threshold	XXX	XXX	64,273,969
Adjusted gross DTA (excluding the amount of DTA from above) offset by gross DTL	5,427,799	845,503	6,273,302
DTA admitted as the result of application of SSAP 101 total	<u>\$ 53,685,900</u>	<u>\$ 845,503</u>	<u>\$ 54,531,403</u>

**NOTES TO THE FINANCIAL STATEMENTS**

	December 31, 2016		
	Ordinary	Capital	Total
Federal income taxes paid in prior years recoverable through loss carrybacks	\$ 5,935,801	\$ —	\$ 5,935,801
Adjusted gross DTA expected to be realized (excluding the amount of DTA from above) after application of the threshold limitation (the lesser of 1 and 2 below)	36,008,341	—	36,008,341
1. Adjusted gross DTA expected to be realized following the balance sheet date	36,008,341	—	36,008,341
2. Adjusted gross DTA allowed per limitation threshold	XXX	XXX	61,933,266
Adjusted gross DTA (excluding the amount of DTA from above) offset by gross DTL	6,249,274	869,318	7,118,592
DTA admitted as the result of application of SSAP 101 total	<u>\$ 48,193,416</u>	<u>\$ 869,318</u>	<u>\$ 49,062,734</u>
	Change		
	Ordinary	Capital	Total
Federal income taxes paid in prior years recoverable through loss carrybacks	\$ —	\$ —	\$ —
Adjusted gross DTA expected to be realized (excluding the amount of DTA from above) after application of the threshold limitation (the lesser of 1 and 2 below)	6,313,959	—	6,313,959
1. Adjusted gross DTA expected to be realized following the balance sheet date	6,313,959	—	6,313,959
2. Adjusted gross DTA allowed per limitation threshold	XXX	XXX	2,340,703
Adjusted gross DTA (excluding the amount of DTA from above) offset by gross DTL	(821,475)	(23,815)	(845,290)
DTA admitted as the result of application of SSAP 101 total	<u>\$ 5,492,484</u>	<u>\$ (23,815)</u>	<u>\$ 5,468,669</u>

	March 31, 2017	December 31, 2016
RBC percentage used to determine recovery period and threshold limitation amount	2611%	2522%
Amount of total adjusted capital used to determine recovery period and threshold limitation	\$ 447,481,793	\$ 432,315,633

Management believes the Company will be able to utilize the DTA in the future without any tax planning strategies.

Do the Company's tax planning strategies include the use of reinsurance? No

B. No significant change.

C. Current income taxes incurred consisted of the following major components:

	March 31, 2017	December 31, 2016
Federal	\$ 8,930,863	\$ 42,910,711
Foreign	—	—
Subtotal	8,930,863	42,910,711
Federal income tax on net capital gains/(losses)	287,794	(4,036,345)
Federal and foreign income taxes incurred	<u>\$ 9,218,657</u>	<u>\$ 38,874,366</u>

**NOTES TO THE FINANCIAL STATEMENTS**

The changes in the main components of deferred income tax amounts were as follows:

	<u>March 31, 2017</u>	<u>December 31, 2016</u>	<u>Change</u>
DTA:			
Ordinary:			
Discounting of unpaid losses	\$ —	\$ —	\$ —
Unearned premium reserve	—	—	—
Policyholder reserves	10,305,586	10,251,839	53,747
Investments	—	—	—
Deferred acquisition costs	20,600,034	22,178,800	(1,578,766)
Policyholder dividends accrual	1,680,000	1,662,500	17,500
Fixed assets	—	—	—
Compensation and benefits accrual	—	—	—
Pension accrual	—	—	—
Receivables - nonadmitted	—	—	—
Net operating loss carryforward	—	—	—
Tax credit carryforwards	14,435,733	14,915,582	(479,849)
Other (including items <5% of total ordinary tax assets)	9,972,014	10,069,182	(97,168)
Ceding commissions	32,069,362	13,026,288	19,043,074
Employee benefits	51,320,085	49,187,376	2,132,709
Legal contingency	4,347,000	59,500	4,287,500
Nonadmitted assets	2,871,440	2,065,648	805,792
Other not listed above	4,023,659	4,017,225	6,434
Subtotal	<u>151,624,913</u>	<u>127,433,940</u>	<u>24,190,973</u>
Statutory valuation allowance adjustment	—	—	—
Nonadmitted	<u>(97,093,510)</u>	<u>(78,371,206)</u>	<u>(18,722,304)</u>
Admitted ordinary DTA	<u>54,531,403</u>	<u>49,062,734</u>	<u>5,468,669</u>
Capital:			
Investments	—	—	—
Net capital loss carryforward	—	—	—
Real estate	—	—	—
Other (including items <5% of total capital tax assets)	—	—	—
Subtotal	<u>—</u>	<u>—</u>	<u>—</u>
Statutory valuation allowance adjustment	—	—	—
Nonadmitted	<u>—</u>	<u>—</u>	<u>—</u>
Admitted capital DTA	<u>—</u>	<u>—</u>	<u>—</u>
Admitted DTA	<u>\$ 54,531,403</u>	<u>\$ 49,062,734</u>	<u>\$ 5,468,669</u>
DTL:			
Ordinary			
Investments	\$ (5,246,249)	\$ (6,011,062)	\$ 764,813
Fixed assets	—	—	—
Deferred and uncollected premiums	—	—	—
Policyholder reserves	—	—	—
Other (including items <5% of total ordinary tax liabilities)	—	—	—
Unrealized capital gains (losses)	(181,550)	(238,212)	56,662
Subtotal	<u>(5,427,799)</u>	<u>(6,249,274)</u>	<u>821,475</u>
Capital:			
Investments	(845,503)	(869,318)	23,815
Real estate	—	—	—
Other (including items <5% of total capital tax liabilities)	—	—	—
Subtotal	<u>(845,503)</u>	<u>(869,318)</u>	<u>23,815</u>
DTL	<u>\$ (6,273,302)</u>	<u>\$ (7,118,592)</u>	<u>\$ 845,290</u>
Net DTA/ (DTL)	<u>\$ 48,258,101</u>	<u>\$ 41,944,142</u>	<u>\$ 6,313,959</u>
			18,722,304
			(56,663)
			(1,192,268)
			<u>\$ 23,787,332</u>

**NOTES TO THE FINANCIAL STATEMENTS**

- D. The provision for Federal and foreign income taxes incurred is different from that which would be obtained by applying the statutory Federal income tax rate to net gain (loss) from operations after dividends to policyholders and before Federal income tax. The significant items causing the difference were as follows:

	<u>March 31, 2017</u>
Net gain (loss) from operations after dividends to policyholders and before Federal income tax @ 35%	\$ (10,976,005)
Net realized capital gains (losses) @ 35%	263,979
Tax effect of:	
Prior years adjustments and accruals	303,750
Change in nonadmitted assets	(805,792)
Fines, fees and other nondeductible expenses	41
Meals and entertainment	40
Tax exempt income	(11,474)
Interest maintenance reserve	(2,148)
Other	95,322
Tax credits	(273,125)
Separate Account dividend received deduction	(3,163,263)
Total statutory income taxes (benefit)	<u>\$ (14,568,675)</u>
Federal and foreign income taxes incurred including tax on realized capital gains	9,218,657
Change in net DTA	(23,787,332)
Total statutory income taxes (benefit)	<u>\$ (14,568,675)</u>

E.-G. No significant change.

**10. Information Concerning Parents, Subsidiaries, Affiliates and Other Related Parties**

A.-C. No significant change.

- D. The Company had \$7,510,349 receivable and \$3,181,326 payable with affiliates as of March 31, 2017. The Company had \$11,982,014 receivable and \$2,401,389 payable with affiliates as of December 31, 2016. Amounts receivable and payable are expected to be settled within 90 days.

E. No significant change.

- F. The Company is a party to service agreements with its affiliates, Metropolitan Life Insurance Company, MetLife Services and Solutions, LLC, MetLife International Holdings, LLC, MetLife Group, Inc., and Brighthouse Services, LLC, that provide for personnel, facilities and equipment to be made available and for a broad range of services to be rendered. Personnel, facilities, equipment and services are requested by the Company as deemed necessary for its business and investment operations. These agreements involve cost allocation arrangements, under which the Company pays for all expenses, direct and indirect, reasonably and equitably determined to be attributable to the services provided.

G.-N. No significant change.

**11. Debt**

A. No significant change.

B. The Company has not issued any debt to the Federal Home Loan Bank.

**12. Retirement Plans, Deferred Compensation, Postemployment Benefits and Compensated Absences and Other Postretirement Benefit Plans**

A. (1-3) No significant change.

(4) Components of net periodic benefit cost:

	<u>Pension Benefits</u>		<u>Postretirement Benefits</u>	
	<u>March 31, 2017</u>	<u>December 31, 2016</u>	<u>March 31, 2017</u>	<u>December 31, 2016</u>
Service cost	\$ 62,000	\$ 210,000	\$ —	\$ 18,000
Interest cost	2,311,500	9,417,000	403,250	1,663,000
Expected return on plan assets	(2,173,250)	(8,365,000)	—	—
Transition asset or obligation	—	—	—	—
Gains and losses	(10,250)	(132,000)	40,750	275,000
Prior service cost or credit	—	—	(4,000)	243,000
Gain or loss recognized due to a settlement or curtailment	—	229,000	—	15,349,000
Total net periodic benefit cost	<u>\$ 210,500</u>	<u>\$ 1,623,000</u>	<u>\$ 358,500</u>	<u>\$ 16,998,000</u>

(5-21) No significant change.

B.-I. No significant change.



**NOTES TO THE FINANCIAL STATEMENTS****13. Capital Surplus, Shareholder's Dividend Restrictions and Quasi Reorganizations**

No significant change.

**14. Liabilities, Contingencies and Assessments**

A. No significant change.

B. Assessments

As of March 31, 2017, the Company had a \$600,000 liability for retrospective premium-based guaranty fund assessments and a \$759,319 asset for the related premium tax offset. As of December 31, 2016, the Company had a \$500,001 liability for retrospective premium-based guaranty fund assessments and an \$703,176 asset for the related premium tax offset. The periods over which the guaranty fund assessments are expected to be paid and the related premium tax offsets are expected to be realized are unknown at this time.

The change in the guaranty asset balance summarized below reflects 2017 premium tax offsets used and revised estimated premium tax offsets for accrued liabilities.

<b>Assets Recognized from Paid and Accrued Premium Tax Offsets</b>	
a. Balance as of December 31, 2016	\$ 703,176
b. Decreases current year:	
Premium tax offset applied	46,358
c. Increases current year:	
Est. premium tax offset	102,501
d. Balance as of March 31, 2017	<u>\$ 759,319</u>

C-E. No significant change.

F. All Other Contingencies

**Uncollectible Premium Receivables**

The Company had admitted assets of \$2,771,987 and \$3,247,073 at March 31, 2017 and December 31, 2016, respectively, in uncollected premiums and agents' balances in the course of collection. The Company routinely assesses the ability to collect these receivables. Based upon Company experience, the amount of premiums and other accounts receivable that may become uncollectible and result in a potential loss is not material to the Company's financial condition.

**Litigation**

*Unclaimed Property Inquiries.* On November 21, 2012, the West Virginia Treasurer filed an action against the Company in West Virginia state court (*West Virginia ex rel. John D. Perdue v. New England Life Insurance Company, Circuit Court of Putnam County, Civil Action No. 12-C-376*), alleging that the Company violated the West Virginia Uniform Unclaimed Property Act ("Act"), seeking to compel compliance with the Act, and seeking payment of unclaimed property, interest, and penalties. On January 31, 2017, the parties entered into a settlement agreement resolving these actions.

*Sales Practice Claims and Regulatory Matters.* The Company and certain of its affiliates have faced numerous claims, including class action lawsuits, alleging improper marketing or sales of individual life insurance policies, annuities, mutual funds or other products. Regulatory authorities in a small number of states and the Financial Industry Regulatory Authority, and occasionally the U.S. Securities and Exchange Commission ("SEC"), have also conducted investigations or inquiries relating to sales of individual life insurance policies or annuities or other products issued by the Company. These investigations often focus on the conduct of particular financial service representatives and the sale of unregistered or unsuitable products or the misuse of client assets. Over the past several years, these and a number of investigations by other regulatory authorities were resolved for monetary payments and certain other relief, including restitution payments. The Company may continue to resolve investigations in a similar manner.

*Hartshorne v. MetLife Inc., et al. (Los Angeles County Superior Court, filed March 25, 2015).* Plaintiffs have named the Company in 12 related lawsuits in California state court alleging various causes of action including multiple negligence and statutory claims relating to a Ponzi scheme involving the Diversified Lending Group ("DLG"). In August 2016, a trial of claims by one of the plaintiffs, Christine Ramirez, resulted in a verdict against MetLife, Inc., MetLife Securities, and the Company for approximately \$200,000 in compensatory damages and \$15,000,000 in punitive damages. On November 30, 2016, Ramirez consented to the court's reduction of punitive damages to approximately \$7,000,000. The judgment against the Company is approximately \$2,700,000. The defendants have filed a notice appealing this judgment to the Second Appellate District of the State of California. On May 2, 2017, the court awarded the plaintiff approximately \$6,500,000 in attorneys' fees and costs. The defendants intend to appeal this decision.

Various litigation, claims and assessments against the Company, in addition to those discussed above and those otherwise provided for in the Company's financial statements, have arisen in the course of the Company's business, including, but not limited to, in connection with its activities as an insurer, employer, investor, investment advisor or taxpayer. Further,

**NOTES TO THE FINANCIAL STATEMENTS**

state insurance regulatory and other federal and state authorities regularly make inquiries and conduct investigations concerning the Company's compliance with applicable insurance and other laws and regulations.

It is not possible to predict the ultimate outcome of all pending investigations and legal proceedings. In some of the matters, large and/or indeterminate amounts, including punitive and treble damages, may be sought. Although, in light of these considerations, it is possible that an adverse outcome in certain cases could have a material effect upon the Company's financial position, based on information currently known by the Company's management, in its opinion, the outcomes of pending investigations and legal proceedings are not likely to have such an effect. However, given the large and/or indeterminate amounts that may be sought in certain of these matters and the inherent unpredictability of litigation, it is possible that an adverse outcome in certain matters could, from time to time, have a material effect on the Company's net income or cash flows in any particular period.

**15. Leases**

No significant change.

**16. Information about Financial Instruments with Off-Balance Sheet Risk and Financial Instruments with Concentrations of Credit Risk**

- (1) The table below summarizes the notional amount of the Company's financial instruments (derivatives that are designated as effective hedging instruments and derivatives used in replications) with off-balance sheet credit risk at:

	Assets		Liabilities	
	March 31, 2017	December 31, 2016	March 31, 2017	December 31, 2016
Swaps	\$ 37,916,790	\$ 45,266,790	\$ —	\$ —
Futures	—	—	—	—
Options	—	—	—	—
Total	\$ 37,916,790	\$ 45,266,790	\$ —	\$ —

- (2) No significant change.
- (3) The Company may be exposed to credit-related losses in the event of nonperformance by counterparties to derivatives. Generally, the current credit exposure of the Company's derivatives is limited to the net positive estimated fair value of derivatives at the reporting date after taking into consideration the existence of master netting or similar agreements and any collateral received pursuant to such agreements.

The Company manages its credit risk related to derivatives by entering into transactions with creditworthy counterparties and establishing and monitoring exposure limits. The Company's OTC-bilateral derivative transactions are governed by International Swaps and Derivatives Association, Inc. ("ISDA") Master Agreements which provide for legally enforceable set-off and close-out netting of exposures to specific counterparties in the event of early termination of a transaction, which includes, but is not limited to, events of default and bankruptcy. In the event of an early termination, the Company is permitted to set-off receivables from the counterparty against payables to the same counterparty arising out of all included transactions. Substantially all of the Company's ISDA Master Agreements also include Credit Support Annex provisions which may require both the pledging and accepting of collateral in connection with its OTC-bilateral derivatives.

The Company's OTC-cleared derivatives are affected through central clearing counterparties. Such positions are marked to market and margined on a daily basis (both initial margin and variation margin), and the Company has minimal exposure to credit-related losses in the event of nonperformance by clearing brokers or central clearing counterparties to such derivatives.

Off-balance sheet credit exposure is the excess of positive estimated fair value over positive book/adjusted carrying value for the Company's highly effective hedges and derivatives used in replications at the reporting date. All collateral received from counterparties to mitigate credit-related losses is deemed worthless for the purpose of calculating the Company's off-balance sheet credit exposure. The off-balance sheet credit exposure of the Company's swaps was \$1,464,561 and \$1,835,577 at March 31, 2017 and December 31, 2016, respectively.

- (4) At March 31, 2017 and December 31, 2016, the Company did not receive securities collateral on OTC-bilateral derivatives.

**17. Sale, Transfer and Servicing of Financial Assets and Extinguishments of Liabilities**

- A. Transfers of Receivables Reported as Sales

No significant change.

- B. Transfer and Servicing of Financial Assets

The Company did not participate in the transfer or servicing of financial assets during the three months ended March 31, 2017.

**NOTES TO THE FINANCIAL STATEMENTS****C. Wash Sales**

- (1) In the course of the Company's asset management, securities are not sold and reacquired within 30 days of the sale date to enhance the Company's yield on its investment portfolio. There may be occasional isolated incidents where wash sales occur.
- (2) The Company had no wash sales with an NAIC designation 3 or below or unrated securities during the quarter ended March 31, 2017.

**18. Gain or Loss to the Reporting Entity from Uninsured Plans and the Uninsured Portion of Partially Insured Plans**

No significant change.

**19. Direct Premium Written/Produced by Managing General Agents/Third Party Administrators**

No significant change.

**20. Fair Value Information****A. (1) Assets and Liabilities Measured and Reported at Estimated Fair Value at Reporting Date****Hierarchy Table**

The following table provides information about financial assets and liabilities measured and reported at estimated fair value at:

	March 31, 2017			
	Fair Value Measurements at Reporting Date Using			
	Level 1	Level 2	Level 3	Total
<b>Assets</b>				
Derivative assets <sup>(1)</sup>				
Foreign currency exchange rate	\$ —	\$ 1,930,755	\$ —	\$ 1,930,755
Equity market	—	943	—	943
Total derivative assets	—	1,931,698	—	1,931,698
Separate Account assets <sup>(2)</sup>	—	7,868,653,241	—	7,868,653,241
Total assets	\$ —	\$ 7,870,584,939	\$ —	\$ 7,870,584,939
<b>Liabilities</b>				
Derivative liabilities <sup>(1)</sup>				
Foreign Currency exchange rate	\$ —	\$ 150,091	\$ —	\$ 150,091
Credit	—	15,826	—	15,826
Total derivative liabilities	—	165,917	—	165,917
Separate Account liabilities	—	3,403,705	—	3,403,705
Total liabilities	\$ —	\$ 3,569,622	\$ —	\$ 3,569,622

<sup>(1)</sup> Derivative assets and derivative liabilities presented in the table above represent only those derivatives that are carried at estimated fair value. Accordingly, the amounts above exclude derivatives carried at amortized cost, which include highly effective derivatives and replication synthetic asset transactions.

<sup>(2)</sup> Separate Account assets are subject to General Account claims only to the extent that the value of such assets exceeds the Separate Account liabilities. Investments (stated generally at estimated fair value) and liabilities of the Separate Accounts are reported separately as assets and liabilities. Separate Account assets as presented in the table above may differ from the amounts presented in the Statutory Statements of Assets, Liabilities, Surplus and Other Funds because certain of these investments are not measured at estimated fair value.

Transfers between Levels 1 and 2 - During the quarter ended March 31, 2017, transfers between Levels 1 and 2 were not significant. Transfers between levels are assumed to occur at the beginning of the period.

**(2) Assets and Liabilities Measured and Reported at Estimated Fair Value at Reporting Date****Rollforward Table – Level 3 Assets and Liabilities**

There were no assets and liabilities measured and reported at estimated fair value using significant unobservable (Level 3) inputs for the quarter ended March 31, 2017.

**Transfers between Levels**

Overall, transfers between levels occur when there are changes in the observability of inputs and market activity. Transfers into or out of any level are assumed to occur at the beginning of the period.

**NOTES TO THE FINANCIAL STATEMENTS****Transfers into or out of Level 3**

Transfers into or out of Level 3 are presented in the table. Assets and liabilities are transferred into Level 3 when a significant input cannot be corroborated with market observable data. This occurs when market activity decreases significantly and underlying inputs cannot be observed, current prices are not available and/or when there are significant variances in quoted prices, thereby affecting transparency. Assets and liabilities are transferred out of Level 3 when circumstances change such that a significant input can be corroborated with market observable data. This may be due to a significant increase in market activity, a specific event or one or more significant input(s) becoming observable.

During the quarter ended March 31, 2017, there were no transfers into or out of Level 3.

(3) Transfers between levels are assumed to occur at the beginning of the period.

(4) Assets and Liabilities Measured and Reported at Estimated Fair Value at Reporting Date.

Valuation Techniques and Inputs for Level 2 and Level 3 Assets and Liabilities by Major Classes of Assets and Liabilities:

When developing estimated fair values, the Company considers two broad valuation techniques: (i) the market approach and (ii) the income approach. The Company determines the most appropriate valuation technique to use, given what is being measured and the availability of sufficient inputs, giving priority to observable inputs.

The Company categorizes its financial assets and liabilities into a three-level hierarchy, based on the significant input with the lowest level in their valuation. The input levels are as follows. Level 1 - Unadjusted quoted prices for identical assets or liabilities. Level 2 - Quoted prices in markets that are not active or inputs that are observable either directly or indirectly. These inputs can include quoted prices for similar but not identical assets or liabilities other than quoted prices in Level 1, quoted prices in markets that are not active, or other significant inputs that are observable or can be derived principally from or corroborated by observable market data for substantially the full term of the assets or liabilities. Level 3 - Unobservable inputs that are supported by little or no market activity and are significant to the determination of estimated fair value of the assets and liabilities. Unobservable inputs reflect the reporting entity's own assumptions about the assumptions that market participants would use in pricing the asset or liability.

The valuation of most instruments listed below are determined using independent pricing sources, matrix pricing, discounted cash flow methodologies or other similar techniques that use either observable market inputs or unobservable inputs.

Instrument	Level 2 Observable Inputs	Level 3 Unobservable Inputs
<b>Separate Account Assets <sup>(1)</sup></b>		
<b>Mutual funds and hedge funds without readily determinable fair values as prices are not published publicly</b>		
	Key Inputs: <ul style="list-style-type: none"> <li>quoted prices or reported Net Asset Value ("NAV") provided by the fund managers</li> </ul>	<ul style="list-style-type: none"> <li>not applicable</li> </ul>
<b>Derivatives <sup>(2)</sup></b>		
<b>Foreign Currency Exchange Rate</b>		
	Valuation Techniques: Principally the income approach Key Inputs: <ul style="list-style-type: none"> <li>swap yield curves</li> <li>basis curves</li> <li>currency spot rates</li> <li>cross currency basis curves</li> </ul>	<ul style="list-style-type: none"> <li>not applicable</li> </ul>
<b>Credit</b>		
	Valuation Techniques: Principally the income approach Key Inputs: <ul style="list-style-type: none"> <li>swap yield curves</li> <li>credit curves</li> <li>recovery rates</li> </ul>	<ul style="list-style-type: none"> <li>not applicable</li> </ul>
<b>Equity Market</b>		
	Valuation Techniques: Principally the income approach Key Inputs: <ul style="list-style-type: none"> <li>swap yield curves</li> <li>spot equity index levels</li> <li>dividend yield curves</li> <li>equity volatility <sup>(3)</sup></li> </ul>	<ul style="list-style-type: none"> <li>not applicable</li> </ul>

<sup>(1)</sup> Estimated fair value equals carrying value, based on the value of the underlying assets.

<sup>(2)</sup> Valuations of non-option-based derivatives utilize present value techniques, whereas valuations of option-based derivatives utilize option pricing models.

<sup>(3)</sup> Option-based only.

B. The Company provides additional fair value information in Notes 5 and 16.

**NOTES TO THE FINANCIAL STATEMENTS****C. Estimated Fair Value of All Financial Instruments**

Information related to the aggregate fair value of financial instruments is shown below at:

	March 31, 2017					
	Aggregate Fair Value	Admitted Value	Level 1	Level 2	Level 3	Not Practicable (Carrying Value)
<b>Assets</b>						
Bonds	\$ 1,507,140,546	\$ 1,420,582,102	\$ 125,287,740	\$ 1,308,422,423	\$ 73,430,383	\$ —
Mortgage loans	103,821,242	102,137,069	—	—	103,821,242	—
Cash, cash equivalents and short-term investments	36,758,975	36,758,975	7,770,377	28,988,598	—	—
Contract loans	582,577,344	422,097,345	—	34,191,451	548,385,893	—
Derivative assets <sup>(1)</sup>	16,618,969	16,365,687	—	16,618,969	—	—
Investment income due and accrued	26,737,535	26,737,535	—	26,737,535	—	—
Separate Account assets	7,868,653,241	7,868,653,241	—	7,868,653,241	—	—
Total assets	<u>\$ 10,142,307,852</u>	<u>\$ 9,893,331,954</u>	<u>\$ 133,058,117</u>	<u>\$ 9,283,612,217</u>	<u>\$ 725,637,518</u>	<u>\$ —</u>
<b>Liabilities</b>						
Investment contracts included in:						
Liability for deposit-type contracts	\$ 8,026,987	\$ 7,597,344	\$ —	\$ —	\$ 8,026,987	\$ —
Derivative liabilities <sup>(1)</sup>	184,555	175,942	—	184,555	—	—
Payable for collateral received	16,588,134	16,588,134	—	16,588,134	—	—
Investment contracts included in Separate Account liabilities	3,403,705	3,403,705	—	3,403,705	—	—
Total liabilities	<u>\$ 28,203,381</u>	<u>\$ 27,765,125</u>	<u>\$ —</u>	<u>\$ 20,176,394</u>	<u>\$ 8,026,987</u>	<u>\$ —</u>
December 31, 2016						
	Aggregate Fair Value	Admitted Value	Level 1	Level 2	Level 3	Not Practicable (Carrying Value)
<b>Assets</b>						
Bonds	\$ 1,489,193,866	\$ 1,407,782,447	\$ 100,283,284	\$ 1,291,914,892	\$ 96,995,690	\$ —
Mortgage loans	89,270,295	87,588,371	—	—	89,270,295	—
Cash, cash equivalents and short-term investments	20,607,867	20,607,867	17,108,398	3,499,469	—	—
Contract loans	581,495,820	424,497,222	—	33,890,795	547,605,025	—
Derivative assets <sup>(1)</sup>	19,137,755	18,681,578	—	19,137,755	—	—
Investment income due and accrued	25,128,633	25,128,633	—	25,128,633	—	—
Separate Account assets	7,696,437,974	7,696,437,974	—	7,696,437,974	—	—
Total assets	<u>\$ 9,921,272,210</u>	<u>\$ 9,680,724,092</u>	<u>\$ 117,391,682</u>	<u>\$ 9,070,009,518</u>	<u>\$ 733,871,010</u>	<u>\$ —</u>
<b>Liabilities</b>						
Investment contracts included in:						
Liability for deposit-type contracts	\$ 7,989,146	\$ 7,457,741	\$ —	\$ —	\$ 7,989,146	\$ —
Derivative liabilities <sup>(1)</sup>	132,141	119,642	—	132,141	—	—
Payable for collateral received	19,058,835	19,058,835	—	19,058,835	—	—
Investment contracts included in Separate Account liabilities	3,369,368	3,369,368	—	3,369,368	—	—
Total liabilities	<u>\$ 30,549,490</u>	<u>\$ 30,005,586</u>	<u>\$ —</u>	<u>\$ 22,560,344</u>	<u>\$ 7,989,146</u>	<u>\$ —</u>

<sup>(1)</sup> Classification of derivatives is based on each derivative's positive (asset) or negative (liability) book/adjusted carrying value, which equals the net admitted assets and liabilities.

**Assets and Liabilities**

The methods and significant assumptions used to estimate the fair value of all financial instruments are presented below.

The Company defines fair value as the price that would be received to sell an asset or paid to transfer a liability (an exit price) in the principal or most advantageous market for the asset or liability in an orderly transaction between market participants on the measurement date. In most cases, the exit price and the transaction (or entry) price will be the same at initial recognition.

When developing estimated fair values, the Company considers two broad valuation techniques: (i) the market approach and (ii) the income approach. The Company determines the most appropriate valuation technique to use, given what is being measured and the availability of sufficient inputs, giving priority to observable inputs.

The Company categorizes its financial assets and liabilities into a three-level hierarchy, based on the significant input with the lowest level in their valuation. The input levels are as follows. Level 1 - Unadjusted quoted prices for identical assets or liabilities. The size of the bid/ask spread is used as an indicator of market activity for bonds. Level 2 - Quoted prices in markets that are not active or inputs that are observable either directly or indirectly. These inputs can include quoted prices for similar but not identical assets or liabilities other than quoted prices in Level 1, quoted prices in markets that are not active, or other significant inputs that are observable or can be derived principally from or corroborated by observable market data for substantially the full term of the assets or liabilities. Level 3 - Unobservable inputs that are supported by little or no market activity and are significant to the determination of estimated fair value of the assets and liabilities. Unobservable inputs reflect the reporting entity's own assumptions about the assumptions that market participants would use in pricing the asset or liability.

In general, investments classified within Level 3 use many of the same valuation techniques and inputs as described in the Level 2 discussions. However, if key inputs are unobservable, or if the investments are less liquid and there is very limited trading activity, the investments are generally classified as Level 3. The use of independent non-binding broker quotations to value investments generally indicates there is a lack of liquidity or the general lack of transparency in the process to develop the valuation estimates generally causing such investments to be classified in Level 3.

---

**NOTES TO THE FINANCIAL STATEMENTS**

---

Excluded from the disclosure are investments accounted for under the equity method.

**Bonds, Cash, Cash Equivalents and Short-term Investments**

When available, the estimated fair value for bonds, including loan-backed securities, cash equivalents and short-term investments are based on quoted prices in active markets that are readily and regularly obtainable. Generally, these investments are classified in Level 1, are the most liquid of the Company's securities holdings and valuation of these securities does not involve management's judgment.

When quoted prices in active markets are not available, the determination of estimated fair value is based on market standard valuation methodologies, giving priority to observable inputs. The significant inputs to the market standard valuation methodologies for certain types of securities with reasonable levels of price transparency are inputs that are observable in the market or can be derived principally from or corroborated by observable market data. Generally, these investments are classified in Level 2.

When observable inputs are not available, the market standard valuation methodologies rely on inputs that are significant to the estimated fair value that are not observable in the market or cannot be derived principally from or corroborated by observable market data. These unobservable inputs can be based in large part on management's judgment or estimation, and cannot be supported by reference to market activity. Even though these inputs are unobservable, management believes they are consistent with what other market participants would use when pricing such securities and are considered appropriate given the circumstances. Generally, these investments are classified in Level 3.

The estimated fair value for cash approximates carrying value and is classified as Level 1 given the nature of cash. The use of different methodologies, assumptions and inputs may have a material effect on the estimated fair values of the Company's securities holdings.

**Mortgage Loans**

For mortgage loans, estimated fair value is primarily determined by estimating expected future cash flows and discounting them using current interest rates for similar mortgage loans with similar credit risk, or is determined from pricing for similar mortgage loans. The estimated fair values for impaired mortgage loans are principally obtained by estimating the fair value of the underlying collateral using market standard appraisal and valuation methods. Mortgage loans valued using significant unobservable inputs are classified in Level 3.

**Contract Loans**

The estimated fair value for contract loans with variable interest rates approximates carrying value due to the absence of borrower credit risk and the short time period between interest rate resets, using observable inputs and is classified as Level 2. For contract loans with fixed interest rates, estimated fair values are determined using a discounted cash flow model applied to groups of similar contract loans determined based on the nature of the underlying insurance liabilities, using unobservable inputs and is classified in Level 3.

**Derivatives**

The estimated fair value of OTC derivatives is determined through the use of pricing models for OTC-bilateral and OTC-cleared derivatives. The determination of estimated fair value, when quoted market values are not available, is based on market standard valuation methodologies and inputs that management believes are consistent with what other market participants would use when pricing such instruments. The significant inputs to the pricing models for most OTC-bilateral and OTC-cleared derivatives are inputs that are observable in the market or can be derived principally from, or corroborated by, observable market data. Significant inputs that are observable generally include interest rates, foreign currency exchange rates, interest rate curves, credit curves and volatility. Derivative valuations can be affected by changes in interest rates, foreign currency exchange rates, financial indices, credit spreads, default risk, nonperformance risk, volatility, liquidity and changes in estimates and assumptions used in pricing models. Generally, these derivatives are classified in Level 2.

Most inputs for OTC-bilateral and OTC-cleared derivatives are mid-market inputs but, in certain cases, liquidity adjustments are used when they are deemed more representative of exit value. Market liquidity, as well as the use of different methodologies, assumptions and inputs may have a material effect on the estimated fair values of the Company's derivatives and could materially affect the net change in capital and surplus.

**Investment Income Due and Accrued**

Due to the short-term nature of investment income due and accrued, the Company believes there is minimal risk of material changes in interest rates or the credit of the issuer such that estimated fair value approximates carrying value. These amounts are generally classified as Level 2.

**Investment Contracts Included in Liability for Deposit-Type Contracts**

The fair value of investment contracts included in the liability for deposit-type contracts is estimated by discounting best estimate future cash flows based on assumptions that market participants would use in pricing such liabilities, with consideration of the Company's non-performance risk (own-credit risk) not reflected in the fair value calculation. The assumptions used in estimating these fair values are based in part on unobservable inputs classified in Level 3.

---

**NOTES TO THE FINANCIAL STATEMENTS**

---

**Payable for Collateral Received**

The estimated fair value of amounts payable for collateral received approximates carrying value as these obligations are short-term in nature. These amounts are generally classified in Level 2.

**Separate Accounts**

Separate Account assets and liabilities are generally carried at estimated fair value on the Statutory Statements of Assets, Liabilities, Surplus and Other Funds. These assets are comprised of certain mutual funds and hedge funds without readily determinable fair values given prices are not published publicly. Valuation of the mutual funds and hedge funds are based upon quoted prices or reported net asset values provided by the fund managers.

The difference between the estimated fair value of Separate Account assets in the table above and the total recognized in the Statutory Statements of Assets, Liabilities, Surplus and Other Funds represents amounts that are considered non-financial instruments.

Investment contracts included in Separate Account liabilities represent those balances due to policyholders under contracts that are classified as investment contracts. The carrying value of these Separate Account liabilities, which represents an equivalent summary total of the Separate Account assets supporting these liabilities, approximates the estimated fair value. These investment contracts are classified as Level 2 to correspond with the Separate Account assets backing the investment contracts.

The difference between the estimated fair value of investment contracts included in Separate Account liabilities in the table above and the total recognized in the Statutory Statements of Assets, Liabilities, Surplus and Other Funds represents amounts due under contracts that are accounted for as insurance contracts.

- D. At March 31, 2017, the Company had no investments where it was not practicable to estimate fair value.

**21. Other Items**

A-B. No significant change.

C. Other Disclosures

On January 12, 2016, MetLife announced its plan to pursue the separation of a substantial portion of its former U.S. Retail segment, as well as certain portions of its former Corporate Benefit Funding segment and Corporate & Other (the "Separation"). MetLife subsequently re-segmented the business to be separated and rebranded it "Brighthouse Financial." On October 5, 2016, Brighthouse Financial, Inc., a subsidiary of MetLife ("Brighthouse"), filed a registration statement on Form 10 (the "Form 10") with the SEC. On December 6, 2016 and on April 18, 2017, Brighthouse filed amendments to its registration statement on Form 10 with the SEC. The information statement filed as an exhibit to the Form 10 disclosed that MetLife intends to include the Company, Brighthouse Life Insurance Company (formerly, MetLife Insurance Company USA) ("Brighthouse Insurance"), Brighthouse Life Insurance Company of NY (formerly, First MetLife Investors Insurance Company), ("Brighthouse NY"), Brighthouse Investment Advisers, LLC (formerly, MetLife Advisers, LLC) ("Brighthouse Advisers") and certain captive reinsurance companies in the proposed separated business and distribute at least 80.1% of the shares of Brighthouse's common stock on a pro rata basis to the holders of MetLife common stock. The ultimate form and timing of the Separation will be influenced by a number of factors, including regulatory considerations and economic conditions. The Separation remains subject to certain conditions including, among others, obtaining final approval from the MetLife Board of Directors, receipt of a favorable ruling from the Internal Revenue Service ("IRS") and an opinion from MetLife's tax advisor regarding certain U.S. Federal income tax matters, insurance and other regulatory approvals, and an SEC declaration of the effectiveness of the Form 10.

D-H. No significant change.

**22. Events Subsequent**

The Company has evaluated events subsequent to March 31, 2017 through May 10, 2017, which is the date these financial statements were available to be issued, and has determined there are no material subsequent events requiring adjustment to or disclosure in the financial statements.

As of March 31, 2017, the Company is not subject to the annual fee imposed under section 9010 of the Affordable Care Act ("ACA") due to the Company's health insurance premium falling below the \$25 million threshold at which the fee applies.

**23. Reinsurance**

No significant change.

**24. Retrospectively Rated Contracts & Contracts Subject to Redetermination**

A-D. No significant change.

E. The Company is not subject to the risk sharing provision of the ACA.

**NOTES TO THE FINANCIAL STATEMENTS****25. Change in Incurred Losses and Loss Adjustment Expenses**

Reserves as of December 31, 2016 were \$5,177,639. As of March 31, 2017, \$176,877 has been paid for incurred claims and claim adjustment expenses attributable to insured events of prior years. Reserves remaining for prior years are now \$4,926,437 as a result of re-estimation of unpaid claims and claims adjustment expenses. Therefore, there has been a \$74,325 favorable prior year development from December 31, 2016 to March 31, 2017. The decrease is generally the result of ongoing analysis of recent loss development trends. Original estimates are increased or decreased as additional information becomes known regarding individual claims.

**26. Intercompany Pooling Arrangements**

No significant change.

**27. Structured Settlements**

No significant change.

**28. Health Care Receivables**

No significant change.

**29. Participating Policies**

Direct premiums on participating policies in the amount of \$5,224,889 and \$22,614,610 represented approximately 8.0% and 8.1% of the Company's direct premiums at March 31, 2017 and December 31, 2016, respectively.

The amount of incurred policyholder dividends for the three months ended March 31, 2017 and for the year ended December 31, 2016, as reported in dividends to policyholders, was \$1,355,078 and \$4,474,888, respectively. This is equal to the sum of dividends paid during the year, the change in the amount of dividends due and unpaid and the change in provision for dividends payable in the following year.

**30. Premium Deficiency Reserves**

No significant change.

**31. Reserves for Life Contracts and Deposit-Type Contracts**

No significant change.

**32. Analysis of Annuity Actuarial Reserves and Deposit Liabilities by Withdrawal Characteristics**

No significant change.

**33. Premiums and Annuity Considerations Deferred and Uncollected**

A. Deferred and uncollected life insurance premiums and annuity considerations as of March 31, 2017 were as follows:

<u>Type</u>	<u>Gross</u>	<u>Net of Loading</u>
Industrial	\$ —	\$ —
Ordinary new business	—	—
Ordinary renewal	15,407,455	13,811,403
Credit life	—	—
Group life	—	—
Group annuity	—	—
Total	<u>\$ 15,407,455</u>	<u>\$ 13,811,403</u>

**34. Separate Accounts**

A-B. No significant change.

C. Reconciliation of Net Transfers to or (from) Separate Accounts:

(1) Transfers as reported in the Summary of Operations of the Separate Accounts Annual Statement:	
a. Transfers to Separate Accounts (Page 4, Line 1.4)	\$ 40,871,074
b. Transfers from Separate Accounts (Page 4, Line 10)	237,813,672
c. Net transfers to or (from) Separate Accounts (a) - (b)	<u>(196,942,598)</u>
(2) Reconciling Adjustments	<u>(81)</u>
(3) Transfers as reported in the Summary of Operations of the Life, Accident & Health Annual Statement (1c) + (2) = (Page 4, Line 26)	<u>\$ (196,942,679)</u>



**NOTES TO THE FINANCIAL STATEMENTS**

---

**35. *Loss/Claim Adjustment Expenses***

No significant change.

# GENERAL INTERROGATORIES

## PART 1 - COMMON INTERROGATORIES

### GENERAL

1.1 Did the reporting entity experience any material transactions requiring the filing of Disclosure of Material Transactions with the State of Domicile, as required by the Model Act? Yes [ ] No [X]

1.2 If yes, has the report been filed with the domiciliary state? Yes [ ] No [ ]

2.1 Has any change been made during the year of this statement in the charter, by-laws, articles of incorporation, or deed of settlement of the reporting entity? Yes [ ] No [X]

2.2 If yes, date of change:

3.1 Is the reporting entity a member of an Insurance Holding Company System consisting of two or more affiliated persons, one or more of which is an insurer? If yes, complete Schedule Y, Parts 1 and 1A. Yes [X] No [ ]

3.2 Have there been any substantial changes in the organizational chart since the prior quarter end? Yes [X] No [ ]

3.3 If the response to 3.2 is yes, provide a brief description of those changes.

Various mergers, reorganizations and formations - See Schedule Y Part 1, Organization Chart - regarding information concerning activities of insurer members of a holding company group

4.1 Has the reporting entity been a party to a merger or consolidation during the period covered by this statement? Yes [ ] No [X]

4.2 If yes, provide name of entity, NAIC Company Code, and state of domicile (use two letter state abbreviation) for any entity that has ceased to exist as a result of the merger or consolidation.

1 Name of Entity	2 NAIC Company Code	3 State of Domicile

5. If the reporting entity is subject to a management agreement, including third-party administrator(s), managing general agent(s), attorney-in-fact, or similar agreement, have there been any significant changes regarding the terms of the agreement or principals involved? If yes, attach an explanation. Yes [ ] No [X] N/A [ ]

6.1 State as of what date the latest financial examination of the reporting entity was made or is being made. 12/31/2012

6.2 State the as of date that the latest financial examination report became available from either the state of domicile or the reporting entity. This date should be the date of the examined balance sheet and not the date the report was completed or released. 12/31/2012

6.3 State as of what date the latest financial examination report became available to other states or the public from either the state of domicile or the reporting entity. This is the release date or completion date of the examination report and not the date of the examination (balance sheet date). 06/04/2014

6.4 By what department or departments?  
Massachusetts Division of Insurance

6.5 Have all financial statement adjustments within the latest financial examination report been accounted for in a subsequent financial statement filed with Departments? Yes [ ] No [ ] N/A [X]

6.6 Have all of the recommendations within the latest financial examination report been complied with? Yes [ ] No [ ] N/A [X]

7.1 Has this reporting entity had any Certificates of Authority, licenses or registrations (including corporate registration, if applicable) suspended or revoked by any governmental entity during the reporting period? Yes [ ] No [X]

7.2 If yes, give full information:

8.1 Is the company a subsidiary of a bank holding company regulated with the Federal Reserve Board? Yes [ ] No [X]

8.2 If response to 8.1 is yes, please identify the name of the bank holding company.

8.3 Is the company affiliated with one or more banks, thrifts or securities firms? Yes [X] No [ ]

8.4 If the response to 8.3 is yes, please provide below the names and location (city and state of the main office) of any affiliates regulated by a federal regulatory services agency [i.e. the Federal Reserve Board (FRB), the Office of the Comptroller of the Currency (OCC), the Federal Deposit Insurance Corporation (FDIC) and the Securities Exchange Commission (SEC)] and identify the affiliate's primary federal regulator].

1 Affiliate Name	2 Location (City, State)	3 FRB	4 OCC	5 FDIC	6 SEC
Brighthouse Investment Advisers, LLC	Boston, MA				YES
MetLife Investment Advisers, LLC	Wilmington, DE				YES
MetLife Investors Distribution Company	New York, NY				YES
Brighthouse Securities, LLC	Charlotte, NC				YES

9.1 Are the senior officers (principal executive officer, principal financial officer, principal accounting officer or controller, or persons performing similar functions) of the reporting entity subject to a code of ethics, which includes the following standards? Yes [X] No [ ]

- (a) Honest and ethical conduct, including the ethical handling of actual or apparent conflicts of interest between personal and professional relationships;
- (b) Full, fair, accurate, timely and understandable disclosure in the periodic reports required to be filed by the reporting entity;
- (c) Compliance with applicable governmental laws, rules and regulations;
- (d) The prompt internal reporting of violations to an appropriate person or persons identified in the code; and
- (e) Accountability for adherence to the code.

9.11 If the response to 9.1 is No, please explain:

9.2 Has the code of ethics for senior managers been amended? Yes [ ] No [X]

9.21 If the response to 9.2 is Yes, provide information related to amendment(s).

9.3 Have any provisions of the code of ethics been waived for any of the specified officers? Yes [ ] No [X]

9.31 If the response to 9.3 is Yes, provide the nature of any waiver(s).

# GENERAL INTERROGATORIES

## PART 1 - COMMON INTERROGATORIES

### FINANCIAL

- 10.1 Does the reporting entity report any amounts due from parent, subsidiaries or affiliates on Page 2 of this statement? Yes  No
- 10.2 If yes, indicate any amounts receivable from parent included in the Page 2 amount: \$ 0

### INVESTMENT

- 11.1 Were any of the stocks, bonds, or other assets of the reporting entity loaned, placed under option agreement, or otherwise made available for use by another person? (Exclude securities under securities lending agreements.) Yes  No
- 11.2 If yes, give full and complete information relating thereto:  
Wells Fargo Securities, LLC \$515,096
12. Amount of real estate and mortgages held in other invested assets in Schedule BA: \$ 0
13. Amount of real estate and mortgages held in short-term investments: \$ 0
- 14.1 Does the reporting entity have any investments in parent, subsidiaries and affiliates? Yes  No
- 14.2 If yes, please complete the following:

- 14.21 Bonds
- 14.22 Preferred Stock
- 14.23 Common Stock
- 14.24 Short-Term Investments
- 14.25 Mortgage Loans on Real Estate
- 14.26 All Other
- 14.27 Total Investment in Parent, Subsidiaries and Affiliates (Subtotal Lines 14.21 to 14.26)
- 14.28 Total Investment in Parent included in Lines 14.21 to 14.26 above

	1 Prior Year End Book/Adjusted Carrying Value		2 Current Quarter Book/Adjusted Carrying Value
\$	0	\$	0
	0		0
	0		0
	0		0
	0		0
\$	0	\$	0
\$	0	\$	0

- 15.1 Has the reporting entity entered into any hedging transactions reported on Schedule DB? Yes  No
- 15.2 If yes, has a comprehensive description of the hedging program been made available to the domiciliary state? Yes  No   
If no, attach a description with this statement.

16. For the reporting entity's security lending program, state the amount of the following as of current statement date:

- 16.1 Total fair value of reinvested collateral assets reported on Schedule DL, Parts 1 and 2: \$ 0
- 16.2 Total book adjusted/carrying value of reinvested collateral assets reported on Schedule DL, Parts 1 and 2: \$ 0
- 16.3 Total payable for securities lending reported on the liability page: \$ 0

17. Excluding items in Schedule E-Part 3-Special Deposits, real estate, mortgage loans and investments held physically in the reporting entity's offices, vaults or safety deposit boxes, were all stocks, bonds and other securities, owned throughout the current year held pursuant to a custodial agreement with a qualified bank or trust company in accordance with Section 1, III - General Examination Considerations, F. Outsourcing of Critical Functions, Custodial or Safekeeping Agreements of the NAIC *Financial Condition Examiners Handbook*? Yes  No

17.1 For all agreements that comply with the requirements of the NAIC *Financial Condition Examiners Handbook*, complete the following:

1 Name of Custodian(s)	2 Custodian Address
JPMorgan Chase & Co.	4 New York Plaza - 12th Floor, New York, NY, 10004

17.2 For all agreements that do not comply with the requirements of the NAIC *Financial Condition Examiners Handbook*, provide the name, location and a complete explanation:

1 Name(s)	2 Location(s)	3 Complete Explanation(s)

- 17.3 Have there been any changes, including name changes, in the custodian(s) identified in 17.1 during the current quarter? Yes  No

17.4 If yes, give full and complete information relating thereto:

1 Old Custodian	2 New Custodian	3 Date of Change	4 Reason

17.5 Investment management – Identify all investment advisors, investment managers, broker/dealers, including individuals that have the authority to make investment decisions on behalf of the reporting entity. For assets that are managed internally by employees of the reporting entity, note as such "[...] that have access to the investment accounts", "handle securities".

1 Name of Firm or Individual	2 Affiliation
MetLife Investment Advisors, LLC	A

17.5097 For those firms/individuals listed in the table for Question 17.5, do any firms/individuals unaffiliated with the reporting entity (i.e., designated with a "U") manage more than 10% of the reporting entity's assets? Yes  No

17.5098 For firms/individuals unaffiliated with the reporting entity (i.e., designated with a "U") listed in the table for Question 17.5, does the total assets under management aggregate to more than 50% of the reporting entity's assets? Yes  No

17.6 For those firms or individuals listed in the table for 17.5 with an affiliation code of "A" (affiliated) or "U" (unaffiliated), provide the information for the table below.

1 Central Registration Depository Number	2 Name of Firm or Individual	3 Legal Entity Identifier (LEI)	4 Registered With	5 Investment Management Agreement (IMA) Filed
142463	MetLife Investment Advisors, LLC	EAU072Q8FCR1S0XGYJ21	SEC	DS

18.1 Have all the filing requirements of the *Purposes and Procedures Manual of the NAIC Investment Analysis Office* been followed? Yes  No

18.2 If no, list exceptions:

**GENERAL INTERROGATORIES (continued)**

**PART 2 - LIFE & HEALTH**

1.	Report the statement value of mortgage loans at the end of this reporting period for the following categories:		
1.1	Long-term mortgages in good standing		Amount
1.11	Farm mortgages.....	\$	74,851,306
1.12	Residential mortgages.....	\$	
1.13	Commercial mortgages.....	\$	27,285,763
1.14	Total mortgages in good standing.....	\$	102,137,069
1.2	Long-term mortgages in good standing with restructured terms		
1.21	Total mortgages in good standing with restructured terms.....	\$	
1.3	Long-term mortgage loans upon which interest is overdue more than three months		
1.31	Farm mortgages.....	\$	
1.32	Residential mortgages.....	\$	
1.33	Commercial mortgages.....	\$	
1.34	Total mortgages with interest overdue more than three months.....	\$	0
1.4	Long-term mortgage loans in process of foreclosure		
1.41	Farm mortgages.....	\$	
1.42	Residential mortgages.....	\$	
1.43	Commercial mortgages.....	\$	
1.44	Total mortgages in process of foreclosure.....	\$	0
1.5	Total mortgage loans (Lines 1.14 + 1.21 + 1.34 + 1.44) (Page 2, Column 3, Lines 3.1 + 3.2)	\$	102,137,069
1.6	Long-term mortgages foreclosed, properties transferred to real estate in current quarter		
1.61	Farm mortgages.....	\$	
1.62	Residential mortgages.....	\$	
1.63	Commercial mortgages.....	\$	
1.64	Total mortgages foreclosed and transferred to real estate.....	\$	0
2.	Operating Percentages:		
2.1	A&H loss percent.....		179.8
2.2	A&H cost containment percent.....		
2.3	A&H expense percent excluding cost containment expenses.....		(155.9)
3.1	Do you act as a custodian for health savings accounts?.....		Yes [ ] No [ X ]
3.2	If yes, please provide the amount of custodial funds held as of the reporting date.....	\$	
3.3	Do you act as an administrator for health savings accounts?.....		Yes [ ] No [ X ]
3.4	If yes, please provide the balance of the funds administered as of the reporting date.....	\$	

## SCHEDULE S - CEDED REINSURANCE

Showing All New Reinsurance Treaties - Current Year to Date

1	2	3	4	5	6	7	8	9
NAIC Company Code	ID Number	Effective Date	Name of Reinsurer	Domiciliary Jurisdiction	Type of Reinsurance Ceded	Type of Reinsurer	Certified Reinsurer Rating (1 through 6)	Effective Date of Certified Reinsurer Rating

NONE

# New England Life Insurance Company

## SCHEDULE T - PREMIUMS AND ANNUITY CONSIDERATIONS

Allocated by States and Territories

1	2	3	Direct Business Only				6	7	
			Life Contracts		4	5			Total Columns 2 through 5
			Life Insurance Premiums	Annuity Considerations					
States, Etc.	Active Status								
1. Alabama.....	AL	L	797,659	111,336	49,631		958,626		
2. Alaska.....	AK	L	11,578	1,004	1,105		13,687		
3. Arizona.....	AZ	L	881,136	47,230	29,924		958,290		
4. Arkansas.....	AR	L	26,579		6,234		32,813		
5. California.....	CA	L	3,346,378	325,156	8,664		3,680,198		
6. Colorado.....	CO	L	1,287,424	46,041	44,552		1,378,017		
7. Connecticut.....	CT	L	1,082,030	960,567	54,232		2,096,829		
8. Delaware.....	DE	L	562,023	14,329	21,094		597,446		
9. District of Columbia.....	DC	L	243,580		16,916		260,496		
10. Florida.....	FL	L	2,995,024	690,059	34,312		3,719,395		
11. Georgia.....	GA	L	1,047,313	42,238	37,378		1,126,929		
12. Hawaii.....	HI	L	309,197	12,065	18,766		340,028		
13. Idaho.....	ID	L	53,846		304		54,150		
14. Illinois.....	IL	L	2,169,472	140,081	29,622		2,339,175		
15. Indiana.....	IN	L	539,975	26,961	5,487		572,423		
16. Iowa.....	IA	L	491,516	14,056	11,149		516,721		
17. Kansas.....	KS	L	1,065,310	7,991	19,784		1,093,085		
18. Kentucky.....	KY	L	179,962		7,477		187,439		
19. Louisiana.....	LA	L	539,150	14,057	9,516		562,723		
20. Maine.....	ME	L	255,292	59,642	19,596		334,530		
21. Maryland.....	MD	L	862,259	405,214	46,361		1,313,834		
22. Massachusetts.....	MA	L	4,023,182	2,785,077	423,903		7,232,162		
23. Michigan.....	MI	L	958,377	78,145	13,090		1,049,612		
24. Minnesota.....	MN	L	2,117,112	49,348	43,003		2,209,463		
25. Mississippi.....	MS	L	365,921	27,288	10,991		404,200		
26. Missouri.....	MO	L	1,157,285	66,124	23,342		1,246,751		
27. Montana.....	MT	L	36,439	902	794		38,135		
28. Nebraska.....	NE	L	506,839	43,378	12,314		562,531		
29. Nevada.....	NV	L	218,547	32,268	382		251,197		
30. New Hampshire.....	NH	L	452,599	219,743	26,940		699,282		
31. New Jersey.....	NJ	L	2,919,501	833,918	110,162		3,863,581		
32. New Mexico.....	NM	L	331,353	20,761	2,516		354,630		
33. New York.....	NY	L	4,952,393	917,763	117,765		5,987,921		
34. North Carolina.....	NC	L	731,335	167,278	44,708		943,321		
35. North Dakota.....	ND	L	38,615		290		38,905		
36. Ohio.....	OH	L	2,406,938	101,283	54,856		2,563,077		
37. Oklahoma.....	OK	L	287,524	1,052	1,040		289,616		
38. Oregon.....	OR	L	214,171	6,189	10,470		230,830		
39. Pennsylvania.....	PA	L	4,426,871	418,938	135,324		4,981,133		
40. Rhode Island.....	RI	L	240,418	64,416	10,979		315,813		
41. South Carolina.....	SC	L	689,457	36,798	20,871		747,126		
42. South Dakota.....	SD	L	13,244	1,503	1,085		15,832		
43. Tennessee.....	TN	L	1,085,781	159,700	25,105		1,270,586		
44. Texas.....	TX	L	2,596,728	69,481	77,657		2,743,866		
45. Utah.....	UT	L	265,722		5,489		271,211		
46. Vermont.....	VT	L	296,190	4,153	6,286		306,629		
47. Virginia.....	VA	L	822,998	26,042	118,552		967,592		
48. Washington.....	WA	L	302,046	31,026	7,912		340,984		
49. West Virginia.....	WV	L	547,447	39,943	2,110		589,500		
50. Wisconsin.....	WI	L	1,071,508	247,829	24,683		1,344,020		
51. Wyoming.....	WY	L	39,408	2,806	911		43,125		
52. American Samoa.....	AS	N					0		
53. Guam.....	GU	N	454				454		
54. Puerto Rico.....	PR	N	3,115				3,115		
55. US Virgin Islands.....	VI	N	2,572		811		3,383		
56. Northern Mariana Islands.....	MP	N					0		
57. Canada.....	CAN	N					0		
58. Aggregate Other Alien.....	OT	XXX	0	0	0	0	0	0	
59. Subtotal.....	(a) XXX	51	52,868,793	9,371,179	1,806,445	0	64,046,417	0	
90. Reporting entity contributions for employee benefit plans.....	XXX								
91. Dividends or refunds applied to purchase paid-up additions and annuities.....	XXX		1,067,570				1,067,570		
92. Dividends or refunds applied to shorten endowment or premium paying period.....	XXX						0		
93. Premium or annuity considerations waived under disability or other contract provisions.....	XXX		326,732		50,702		377,434		
94. Aggregate other amounts not allocable by State.....	XXX		0	0	0	0	0	0	
95. Totals (Direct Business).....	XXX		54,263,095	9,371,179	1,857,147	0	65,491,421	0	
96. Plus reinsurance assumed.....	XXX						0		
97. Totals (All Business).....	XXX		54,263,095	9,371,179	1,857,147	0	65,491,421	0	
98. Less reinsurance ceded.....	XXX		10,205,799	8,621,879	1,678,187		20,505,865		
99. Totals (All Business) less reinsurance ceded.....	XXX		44,057,296	749,300	178,960	(b)	44,985,556	0	

### DETAILS OF WRITE-INS

58001.....	XXX						0	
58002.....	XXX						0	
58003.....	XXX						0	
58998. Summ. of remaining write-ins for line 58 from overflow page.....	XXX		0	0	0	0	0	0
58999. Total (Lines 58001 thru 58003 plus 58998) (Line 58 above).....	XXX		0	0	0	0	0	0
9401.....	XXX						0	
9402.....	XXX						0	
9403.....	XXX						0	
9498. Summ. of remaining write-ins for line 94 from overflow page.....	XXX		0	0	0	0	0	0
9499. Total (Lines 9401 thru 9403 plus 9498) (Line 94 above).....	XXX		0	0	0	0	0	0

(L) - Licensed or Chartered - Licensed Insurance Carrier or Domiciled RRG; (R) - Registered - Non-domiciled RRGs; (Q) - Qualified - Qualified or Accredited Reinsurer; (E) - Eligible - Reporting Entities eligible or approved to write Surplus Lines in the state; (N) - None of the above - Not allowed to write business in the state.

#### Explanation of basis of allocation by states, etc., of premiums and annuity considerations.

Premiums for Individual Life and Health Policies are distributed according to the address to which the premium notices are sent (if applicable). Considerations for Individual Fixed and Variable Benefit Annuities are distributed according to the state in which the annuitant or owner resides or the address designated as the one to which business communications should be sent (if applicable). For Group Life and Health policies covering less than 500 lives, the premiums received are generally allocated to the state in which the employees are principally located or in which the principal office of the group policyholder is located; for such policies covering 500 or more lives, the premiums or considerations are generally allocated to the state in which the owner of the certificate resides (if applicable).

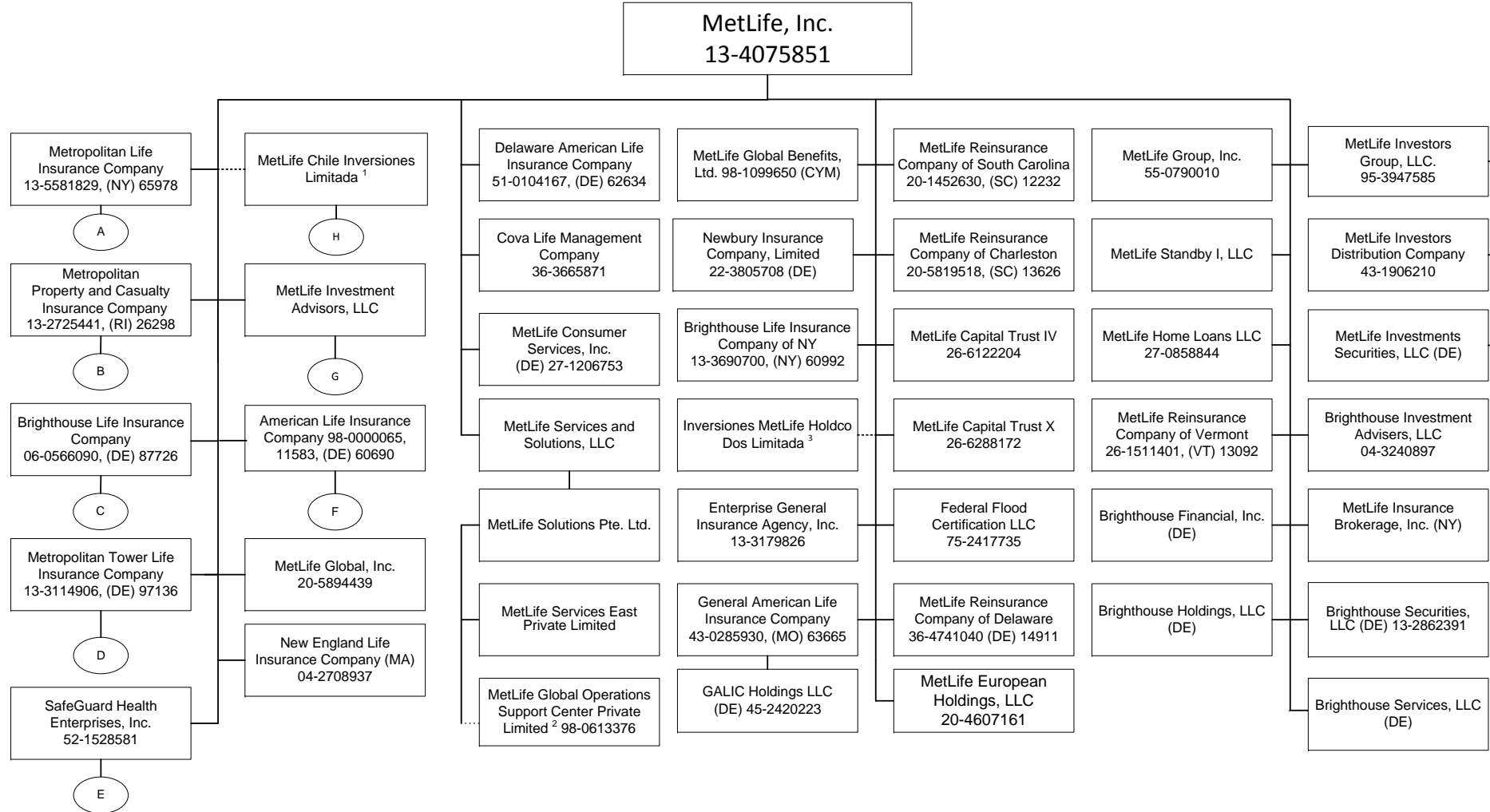
For Group Annuity contracts that are allocable, considerations are generally assigned to the state where the person making the contribution resides (if applicable). For Group Annuity contracts that are not allocable, considerations are assigned to the principal place of business of the contract sponsor (if applicable). Deposit-type funds for group contracts are allocated to the principal place of business of the plan sponsor, typically the employer that has established a pension or profit sharing plan for the benefit of its

(a) Insert the number of "L" responses except for Canada and Other Alien.

(b) Column 4 should balance with Exhibit 1, Lines 6.4, 10.4 and 16.4, Cols. 8, 9, and 10, or with Schedule H, Part 1, Column 1, Line 1. Indicate which:

SCHEDULE Y - INFORMATION CONCERNING ACTIVITIES OF INSURER MEMBERS OF A HOLDING COMPANY GROUP

PART 1 - ORGANIZATIONAL CHART

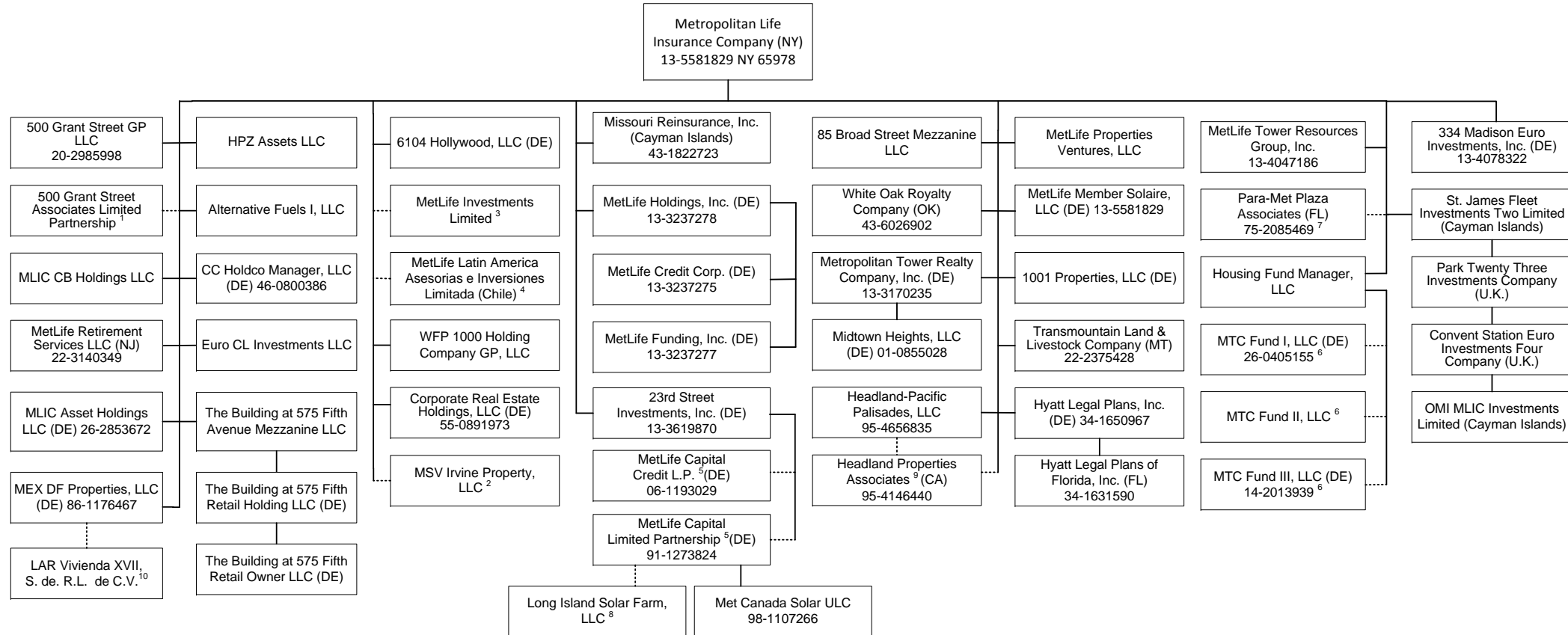


1 72.35109659% is owned by MetLife, Inc., 24.8823628% by American Life Insurance Company, 2.76654057% is owned by Inversiones MetLife Holdco Dos Limitada and 0.00000004% is owned by Natiloportem Holdings, LLC.  
 2 99.99999% is owned by MetLife Solutions Pte. Ltd. and 0.00001% is owned by Natiloportem Holdings, LLC.  
 3 99.99946% of Inversiones MetLife Holdco Dos Limitada is owned by MetLife, Inc., 0.000535% is owned by MetLife International Holdings, LLC. and 0.0000054% is owned by Natiloportem Holdings, LLC.

SCHEDULE Y - INFORMATION CONCERNING ACTIVITIES OF INSURER MEMBERS OF A HOLDING COMPANY GROUP

PART 1 - ORGANIZATIONAL CHART

A



Q12.1

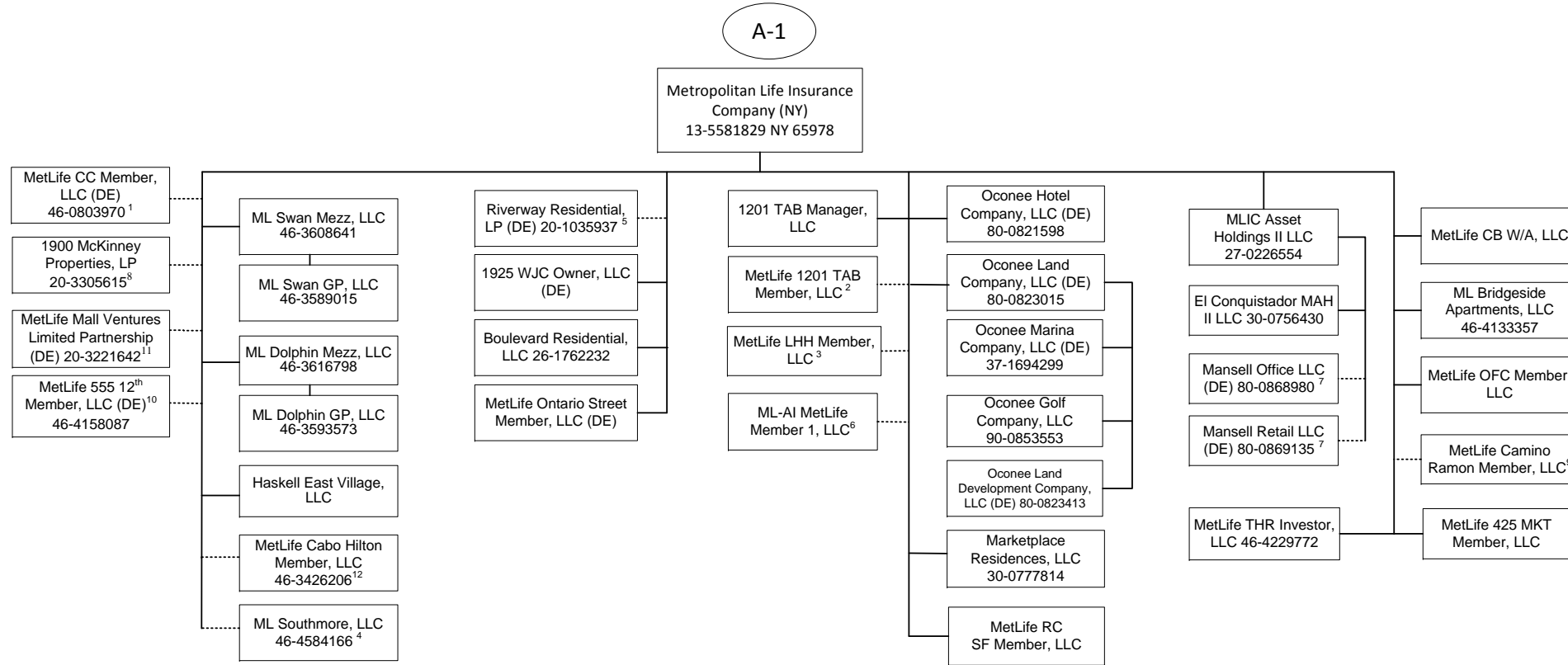
1 99% of 500 Grant Street Associates Limited Partnership is held by Metropolitan Life Insurance Company and 1% by 500 Grant Street GP LLC.  
 2 4% of MSV Irvine Property, LLC is owned by Metropolitan Tower Realty Company, Inc. and 96% is owned by Metropolitan Life Insurance Company.  
 3 23<sup>rd</sup> Street Investments, Inc. holds one share of MetLife Investments Limited.  
 4 23<sup>rd</sup> Street Investments, Inc. holds .01% of MetLife Latin American Asesorias e Inversiones Limitada.  
 5 1% general partnership interest is held by 23<sup>rd</sup> Street Investment, Inc. and 99% limited partnership interest is held by Metropolitan Life Insurance Company.

6 Housing Fund Manager, LLC is the managing member and the remaining interests are held by a third party member.  
 7 75% of the general partnership is held by Metropolitan Life Insurance Company and 25% of the general partnership is held by Metropolitan Tower Realty Company, Inc.  
 8 9.61% membership interest is held by Brighthouse Renewables Holding, LLC and 90.39% membership interest is held by LISF Solar Trust in which MetLife Capital Limited Partnership has a 100% beneficial interest.  
 9 Metropolitan Life Insurance Company owns 99% of Headland Properties Associates and Headland-Pacific Palisades, LLC owns the other 1%.  
 10 99.99% of LAR Vivienda XVII S. de R.L. de C.V. is owned by MEX DF Properties, LLC and 0.01% is owned by Euro CL Investments LLC.



SCHEDULE Y - INFORMATION CONCERNING ACTIVITIES OF INSURER MEMBERS OF A HOLDING COMPANY GROUP

PART 1 - ORGANIZATIONAL CHART



Q12.2

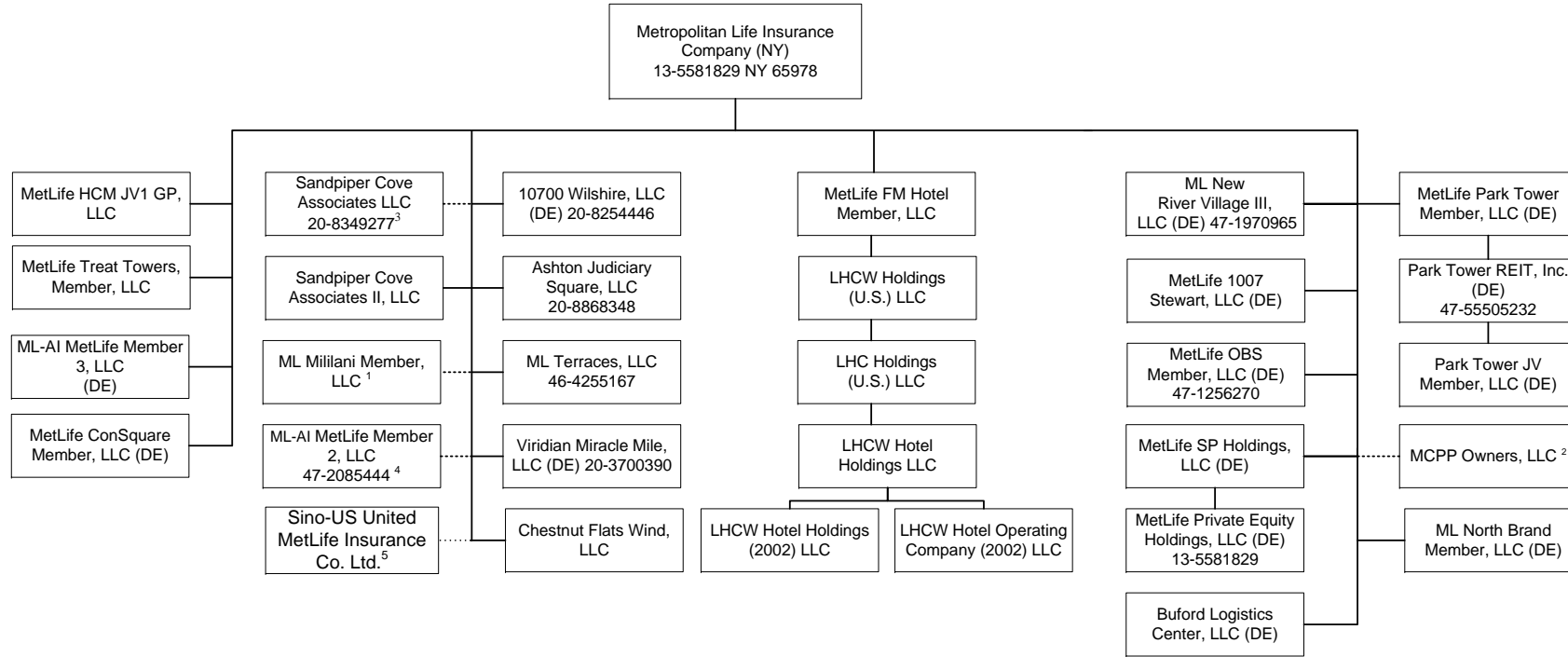
1 95.122% of MetLife CC Member, LLC is held by Metropolitan Life Insurance Company and 4.878% by General American Life Insurance Company.  
 2 96.9% of MetLife 1201 TAB Member, LLC is owned by Metropolitan Life Insurance Company and 3.10% is owned by Metropolitan Property and Casualty Insurance Company.  
 3 99% of MetLife LHH Member, LLC is owned by Metropolitan Life Insurance Company and 1% by General American Life Insurance Company.  
 4 99% of ML Southmore, LLC is owned by Metropolitan Life Insurance Company and 1% by General American Life Insurance Company.  
 5 99.9% LP Interest of Riverway Residential, LP is owned by Metropolitan Life Insurance Company and .1% GP interest is owned by Metropolitan Tower Realty Company, Inc.  
 6 95.199% of the membership interest is owned by Metropolitan Life Insurance Company and 4.801% by Metropolitan Property and Casualty Insurance Company.

7 73.0284% is owned by MLIC Asset Holdings II LLC and 26.9716% is owned by MLIC CB Holdings LLC.  
 8 99.9% LP interest of 1900 McKinley Properties, LP is owned by Metropolitan Life Insurance Company and 0.1% GP interest is owned by Metropolitan Tower Realty Company, Inc.  
 9 99% of MetLife Camino Ramon Member, LLC is owned by Metropolitan Life Insurance Company and 1% by General American Life Insurance Company.  
 10 MetLife 555 12th Member, LLC is owned at 94.6% by Metropolitan Life Insurance Company and 5.4% by General American Life Insurance Company.  
 11 99% LP interest of MetLife Mall Ventures Limited Partnership is owned by Metropolitan Life Insurance Company and 1% GP interest is owned by Metropolitan Tower Realty Company, Inc.  
 12 83.1% of MetLife Cabo Hilton Member, LLC is owned by Metropolitan Life Insurance Company and 16.9% by General American Life Insurance Company.

SCHEDULE Y - INFORMATION CONCERNING ACTIVITIES OF INSURER MEMBERS OF A HOLDING COMPANY GROUP

PART 1 - ORGANIZATIONAL CHART

A-2



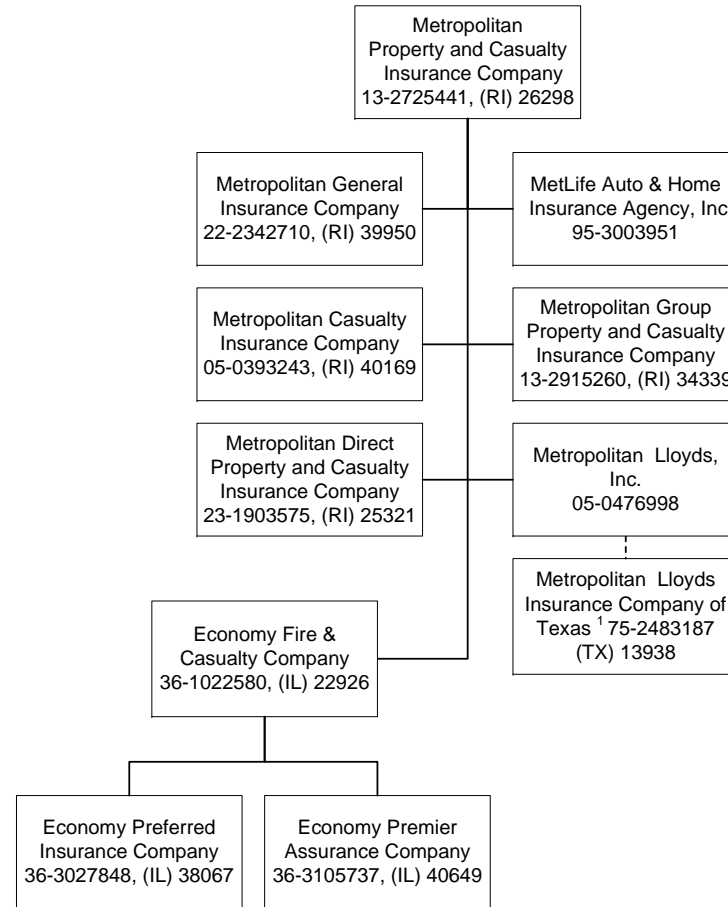
- 1 ML Mililani Member, LLC is owned at 95% by Metropolitan Life Insurance Company and 5% by General American Life Insurance Company.
- 2 MCPP Owners, LLC is owned at 84.503% by Metropolitan Life Insurance Company, 0.603% by General American Life Insurance Company, 1.616% by Metropolitan Tower Life Insurance Company, 13.278% by MTL Leasing, LLC.
- 3 90.59% of the membership interest is owned by Metropolitan Life Insurance Company and 9.41% of the membership interest is owned by Metropolitan Tower Realty Company, Inc.
- 4 98.97% of ML-AI MetLife Member 2, LLC is owned by Metropolitan Life Insurance Company and 1.03% by General American Life Insurance Company.
- 5 Sino-US United MetLife Insurance Co. Ltd. is owned at 50% by Metropolitan Life Insurance Company and 50% by a third party.

Q12.3

SCHEDULE Y - INFORMATION CONCERNING ACTIVITIES OF INSURER MEMBERS OF A HOLDING COMPANY GROUP

PART 1 - ORGANIZATIONAL CHART

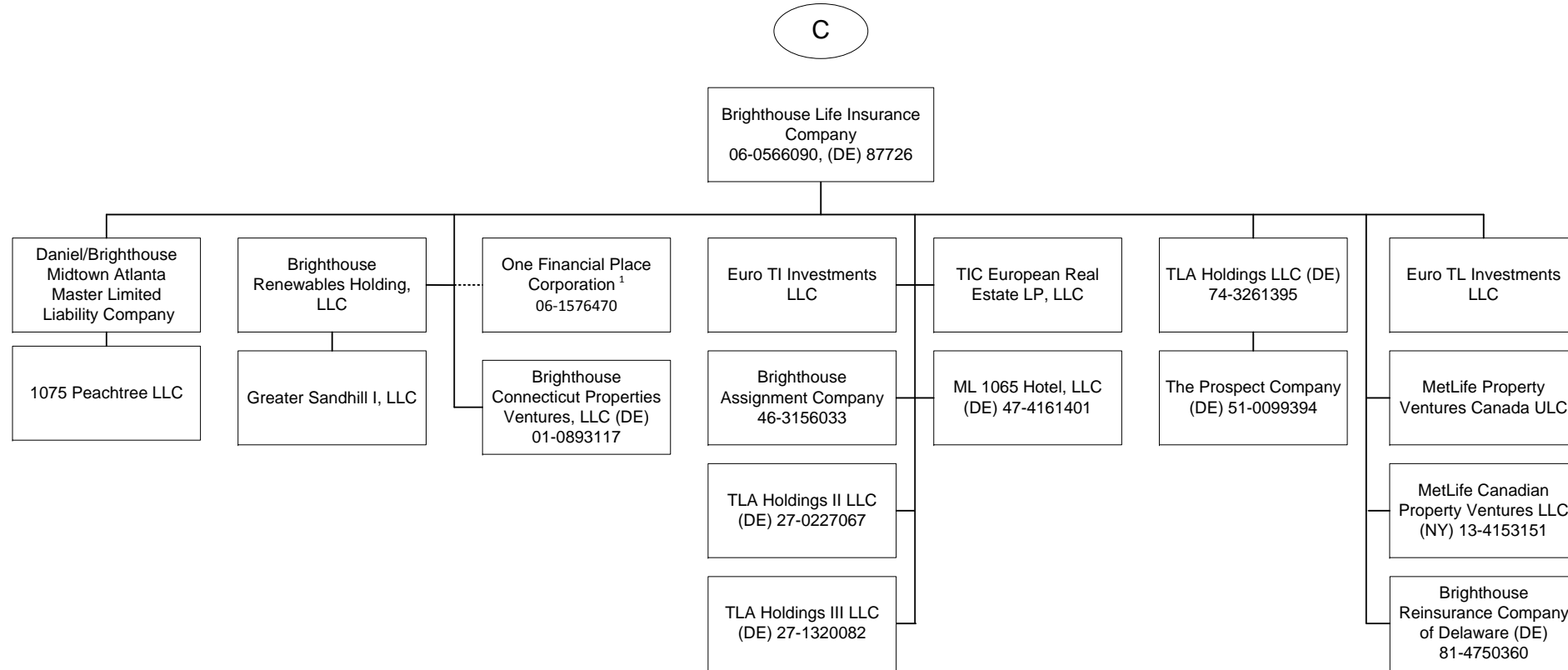
B



<sup>1</sup> Metropolitan Lloyds Insurance Company of Texas, an affiliated association, provides automobile, homeowner and related insurance for the Texas market. It is an association of individuals designated as underwriters. Metropolitan Lloyds, Inc., a subsidiary of Metropolitan Property and Casualty Insurance Company, serves as the attorney-in-fact and manages the association.

SCHEDULE Y - INFORMATION CONCERNING ACTIVITIES OF INSURER MEMBERS OF A HOLDING COMPANY GROUP

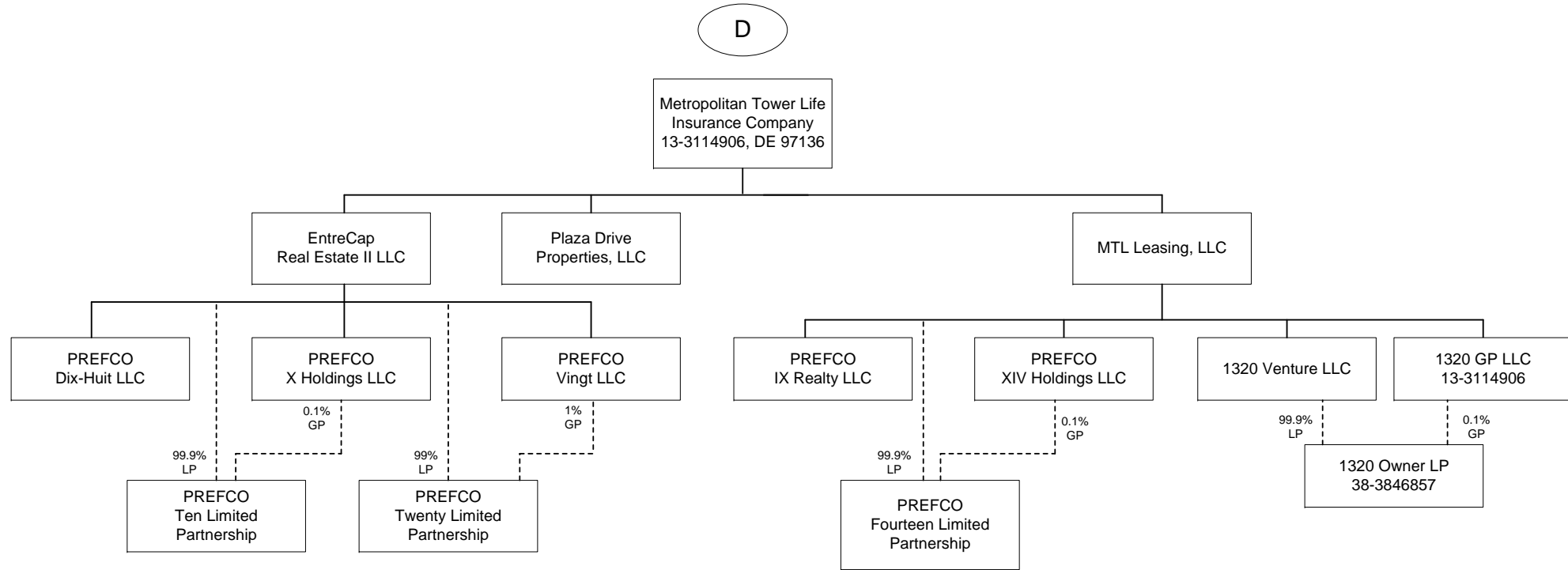
PART 1 - ORGANIZATIONAL CHART



<sup>1</sup> 100% is owned, in the aggregate, by Brighthouse Life Insurance Company .

SCHEDULE Y - INFORMATION CONCERNING ACTIVITIES OF INSURER MEMBERS OF A HOLDING COMPANY GROUP

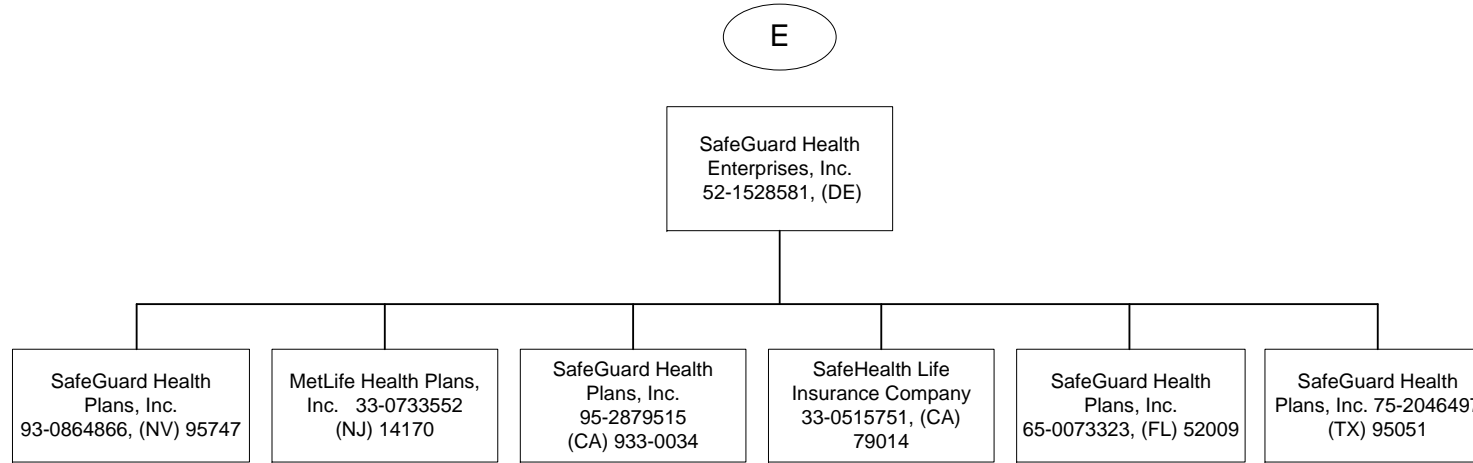
PART 1 - ORGANIZATIONAL CHART



Q12.6

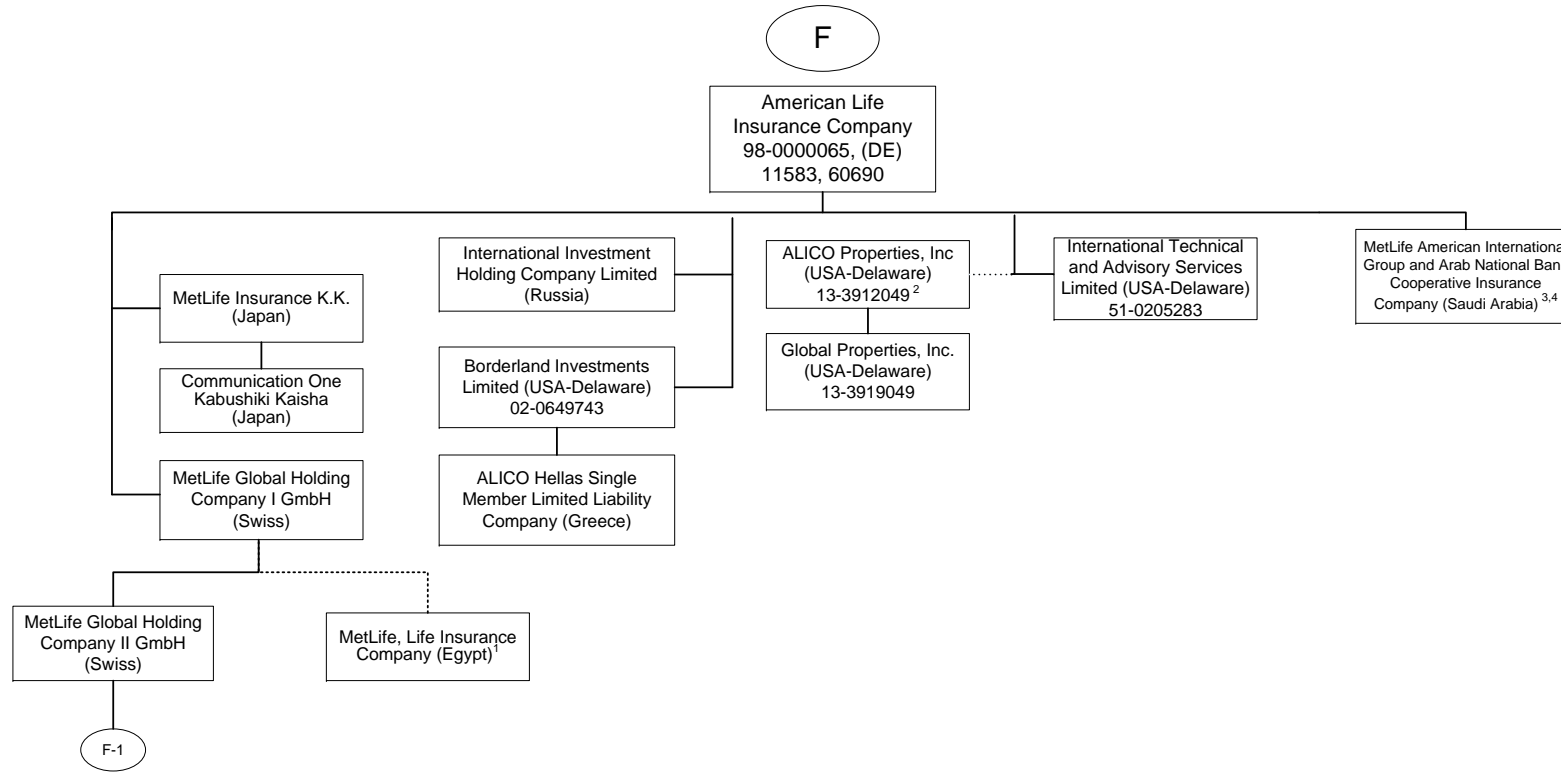
SCHEDULE Y - INFORMATION CONCERNING ACTIVITIES OF INSURER MEMBERS OF A HOLDING COMPANY GROUP

PART 1 - ORGANIZATIONAL CHART



SCHEDULE Y - INFORMATION CONCERNING ACTIVITIES OF INSURER MEMBERS OF A HOLDING COMPANY GROUP

PART 1 - ORGANIZATIONAL CHART



Q12.8

<sup>1</sup> 84.125% of MetLife, Life Insurance Company is owned by MetLife Global Holding Company I GmbH and the remaining interest by third parties.

<sup>2</sup> 51% of ALICO Properties, Inc. is owned by American Life Insurance Company and the remaining interest by third parties.

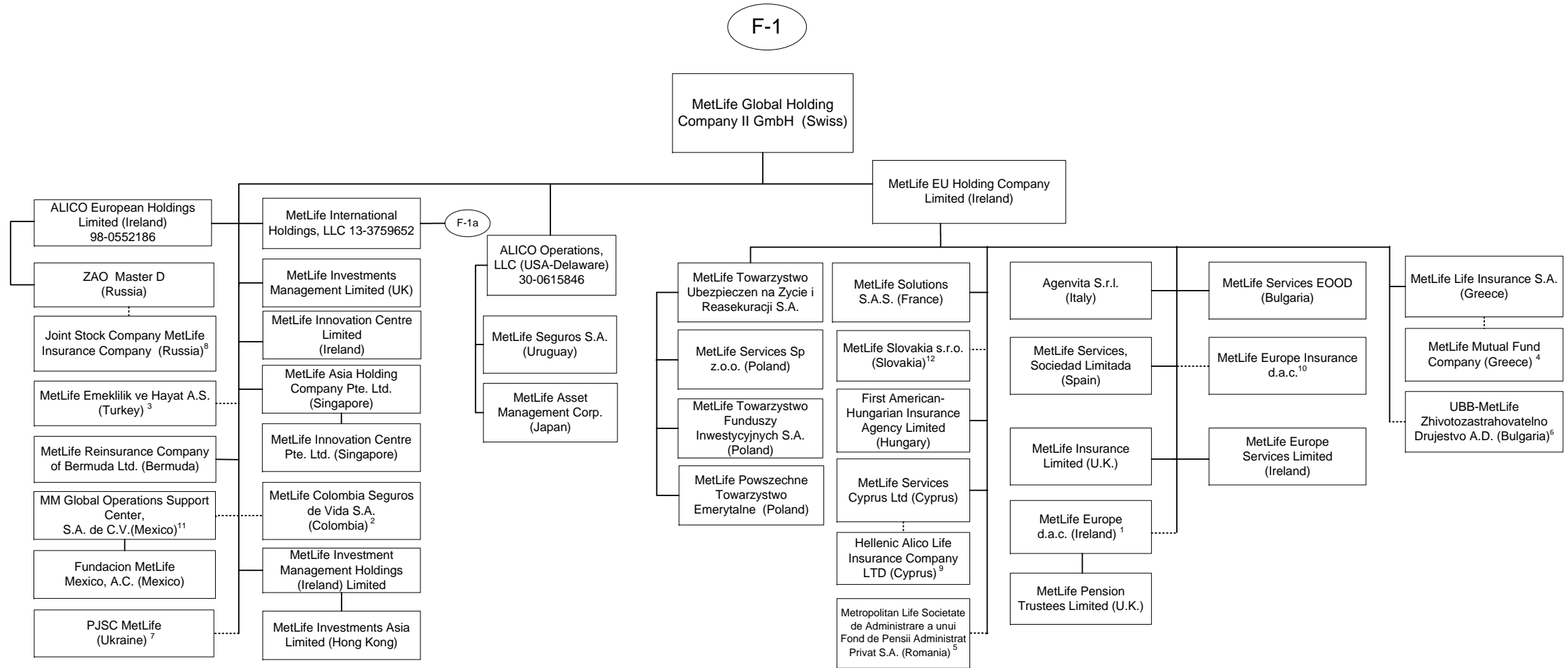
<sup>3</sup> The Delaware Department of Insurance approved a disclaimer of affiliation and therefore, this company is not considered an affiliate under Delaware Law.

<sup>4</sup> 30% of MetLife American International Group and Arab National Bank Cooperative Insurance Company is owned by American Life Insurance Company and the remaining interest by third parties

SCHEDULE Y - INFORMATION CONCERNING ACTIVITIES OF INSURER MEMBERS OF A HOLDING COMPANY GROUP

PART 1 - ORGANIZATIONAL CHART

Q12.9



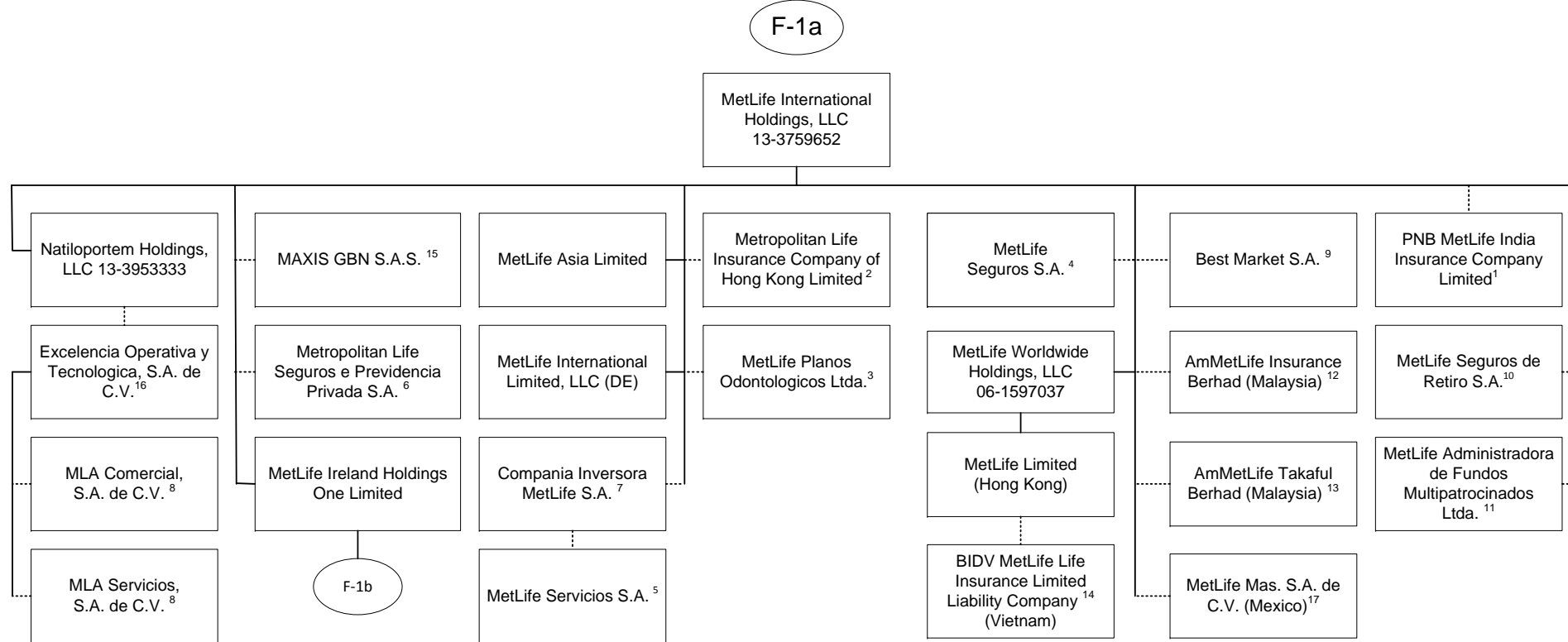
1 MetLife Europe d.a.c. is held by MetLife EU Holding Company Limited at 96.0031504%, American Life Insurance Company at 3.9967583%, and International Technical and Advisory Services at .000913% interest in this entity.  
 2 89.99966003% of MetLife Colombia Seguros de Vida S.A. is owned by MetLife Global Holding Company II GmbH, 10.00003032856% is owned by MetLife Global Holding Company I GmbH, International Technical and Advisory Services Limited, Borderland Investments Limited and Natiloportem Holdings, LLC each owns 0.00001222926%.  
 3 99.98% of MetLife Emekliilik ve Hayat A.S. is owned by MetLife Global Holding Company II GmbH (Swiss) and the remaining by third parties.  
 4 90% of MetLife Mutual Fund Company is owned by MetLife Life Insurance S.A. and the remaining interest by a third party.  
 5 99.9836% of Metropolitan Life Societate de Administrare a unui Fond de Pensii Administrat Privat S.A. is owned by MetLife EU Holding Company Limited and 0.0164% by MetLife Services Sp z.o.o.

6 40% of UBB-MetLife Zhivotozastrahovatelno Drujestvo AD is owned by MetLife EU Holding Company Limited and the remaining by third parties  
 7 99.9988% of PJSC MetLife is owned by MetLife Global Holding Company II GmbH, .0006% is owned by International Technical and Advisory Services Limited and the remaining .0006% is owned by Borderland Investments Limited.  
 8 ZAO Master D owns 51% of Joint Stock Company MetLife Insurance Company and MetLife Global Holding Company II GmbH owns the other 49%.  
 9 27.5% of Hellenic Alico Life Insurance Company Ltd. is owned by MetLife Services Cyprus Ltd (Cyprus) and the remaining by a third party.  
 10 MetLife Europe Insurance d.a.c. is held by MetLife EU Holding Company Limited at 93% and the remaining 7% is held by American Life Insurance Company.  
 11 99.999509% of MM Global Operations Support Center S.A. de C.V. (Mexico) is held by MetLife Global Holding Company II GmbH (Swiss) and 0.000491% is held by MetLife Global Holding Company I GmbH (Swiss).  
 12 99.956% of MetLife Slovakia s.r.o. (Slovakia) is owned by MetLife EU Holding Company Limited and 0.044% is owned by ITAS.



SCHEDULE Y - INFORMATION CONCERNING ACTIVITIES OF INSURER MEMBERS OF A HOLDING COMPANY GROUP

PART 1 - ORGANIZATIONAL CHART

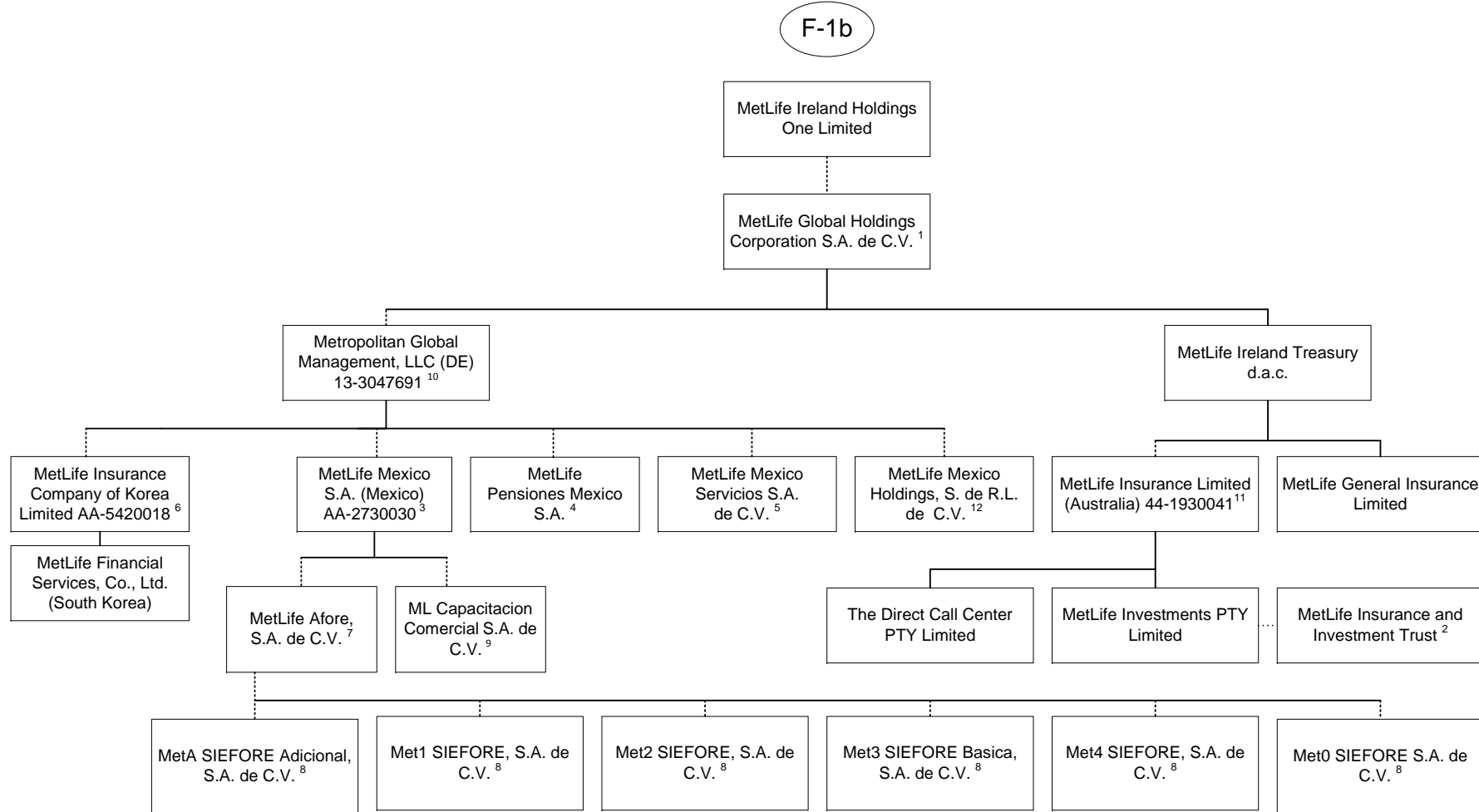


Q12.10

1 26% is owned by MetLife International Holdings, LLC and 74% is owned by third parties.  
 2 99.99935% is owned by MetLife International Holdings, LLC and 0.00065% is owned by Natiloportem Holdings, LLC.  
 3 99.999% is owned by MetLife International Holdings, LLC and .001% is owned by Natiloportem Holdings, LLC.  
 4 95.5242% is owned by MetLife International Holdings, LLC and 2.6753% is owned by Natiloportem Holdings, LLC, and 1.8005% is owned by International Technical and Advisory Services Limited.  
 5 18.87% of the shares of MetLife Servicios S.A. are held by Compania Inversora MetLife S.A., 79.88% is owned by MetLife Seguros S.A., .99% is held by Natiloportem Holdings, LLC and .26% is held by MetLife Seguros de Retiro S.A.  
 6 66.662% is owned by MetLife International Holdings, LLC, 33.337% is owned by MetLife Worldwide Holdings, LLC and 0.001% is owned by Natiloportem Holdings, LLC.  
 7 95.46% is owned by MetLife International Holdings, LLC and 4.54% is owned by Natiloportem Holdings, LLC.  
 8 99% is owned by Excelencia Operativa y Tecnologica, S.A. de C.V. and 1% is owned by MetLife Mexico Servicios S.A. de C.V.  
 9 5% of the shares are held by Natiloportem Holdings, LLC and 95% is owned by MetLife International Holdings, LLC.  
 10 96.8897% is owned by MetLife International Holdings, LLC, 3.1102% is owned by Natiloportem Holdings, and .0001% is owned by International Technical and Advisory Services Limited.  
 11 99.99998% of MetLife Administradora de Fondos Multipatrocিনados Ltda. is owned by MetLife International Holdings, LLC and .00002% by Natiloportem Holdings, LLC.  
 12 50.000001% of AmMetLife Insurance Berhad is owned by MetLife International Holdings, LLC and the remainder by a third party.  
 13 49.999999% of AmMetLife Takaful Berhad is owned by MetLife International Holdings, LLC and the remainder by a third party.  
 14 60% of BIDV MetLife Life Insurance Limited Liability Company is held by MetLife Limited (Hong Kong) and the remainder by third parties.  
 15 50% of MAXIS GBN S.A.S. is held by MetLife International Holdings, LLC and the remainder by third parties.  
 16 99% of Excelencia Operativa y Tecnologica, S.A. de C.V. is held by Natiloportem Holdings, LLC and 1% by MetLife Mexico Servicios S.A. de C.V.  
 17 99.99964399% MetLife Mas, SA de C.V. is owned by MetLife International Holdings, LLC and .00035601% is owned by International Technical and Advisory Services Limited.

SCHEDULE Y - INFORMATION CONCERNING ACTIVITIES OF INSURER MEMBERS OF A HOLDING COMPANY GROUP

PART 1 - ORGANIZATIONAL CHART

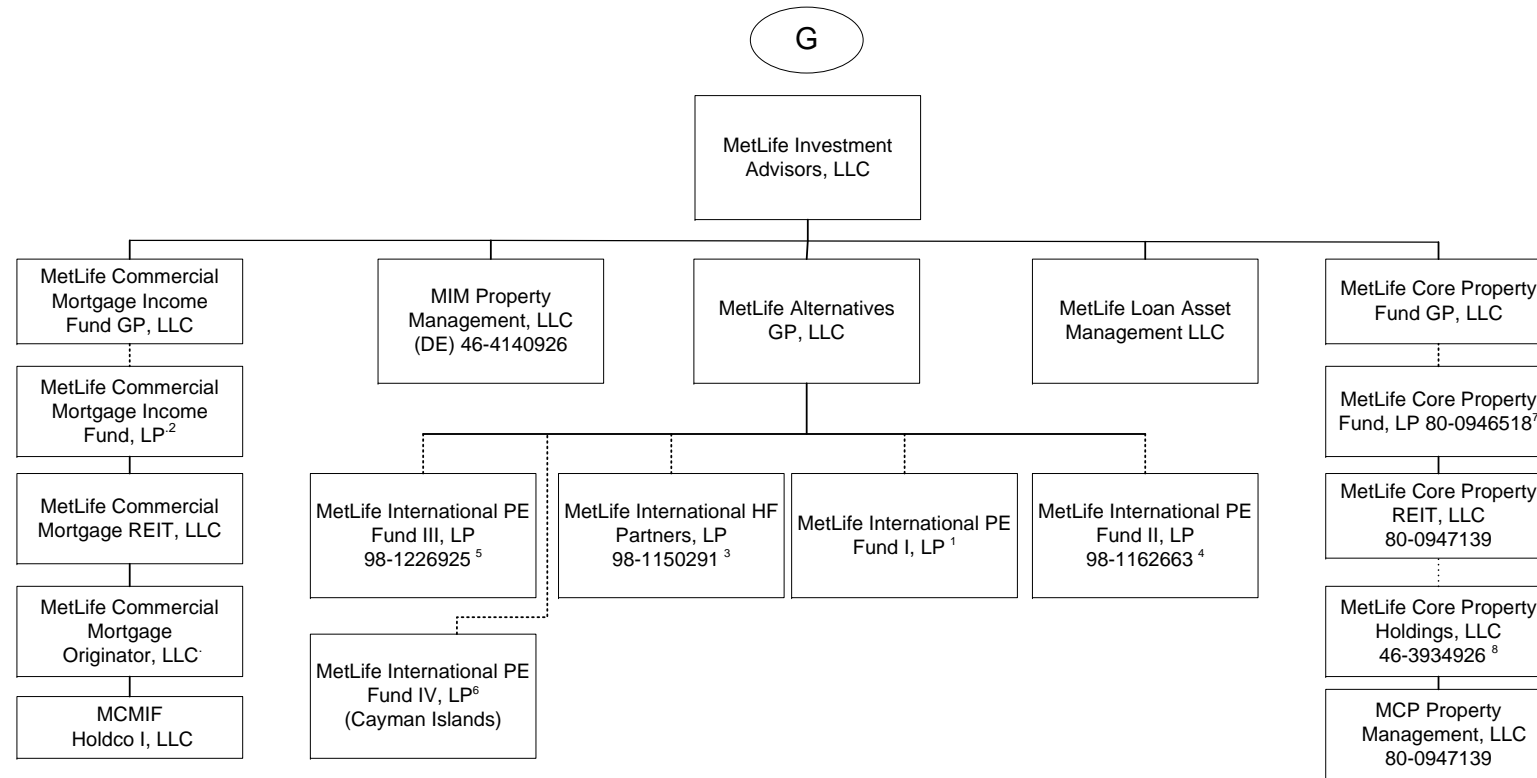


1 98.9% is owned by MetLife Ireland Holdings One Limited and 1.1% is owned by MetLife International Limited, LLC.  
 2 MetLife Insurance and Investment Trust is a trust vehicle, the trustee of which is MetLife Investments PTY Limited ("MIPL"). MIPL is a wholly owned subsidiary of MetLife Insurance Limited.  
 3 99.050271% is owned by Metropolitan Global Management, LLC and .949729% is owned by MetLife International Holdings, LLC.  
 4 97.5125% is owned by Metropolitan Global Management, LLC and 2.4875% is owned by MetLife International Holdings, LLC.  
 5 98% is owned by Metropolitan Global Management, LLC and 2% is owned by MetLife International Holdings, LLC.  
 6 14.64% is owned by MetLife Mexico, S.A. and 85.36% is owned by Metropolitan Global Management, LLC.

7 99.99% is owned by MetLife Mexico S.A. (Mexico) and .01% is owned by MetLife Pensiones S.A.  
 8 99.99% is owned by MetLife Afore, S.A. de C.V. and .01% is owned by MetLife Mexico S.A. (Mexico).  
 9 99% is owned by MetLife Mexico S.A. and 1% is owned by MetLife Mexico Servicios, S.A. de C.V.  
 10 99.7% is owned by MetLife Global Holdings Corporation S.A. de C.V. and 0.3% is owned by MetLife International Holdings, LLC.  
 11 91.16468% of MetLife Insurance Limited (Australia) is owned by MetLife Ireland Treasury d.a.c. and 8.83532% by MetLife Global Holdings Corp. S.A. de C.V.  
 12. 99.99995% is owned by Metropolitan Global Management, LLC, and the remainder is owned by Exelencia Operativa y Tecnologica, S.A. de C.V.

SCHEDULE Y - INFORMATION CONCERNING ACTIVITIES OF INSURER MEMBERS OF A HOLDING COMPANY GROUP

PART 1 - ORGANIZATIONAL CHART



1 92.593% of the Limited partnership interests of this entity is owned by MetLife Insurance K.K, 4.115% is owned by MetLife Mexico S.A., 2.716% by MetLife Limited (Hong Kong) and the remaining 0.576% is owned by Metropolitan Life Insurance Company of Hong Kong Limited.

2 MetLife Commercial Mortgage Income Fund GP, LLC is the general partner of MetLife Commercial Mortgage Income Fund, LP (the "Fund"). A majority of the limited partnership interests in the Fund are held by third parties. The following affiliates hold a minority share of the limited partnership interests in the Fund: Metropolitan Life Insurance Company owns 29.66%, Brighthouse Life Insurance Company owns 9.89%, MetLife Insurance Co. of Korea, Limited owns 5.27%, MetLife Limited owns 3.58%, and Metropolitan Life Insurance Company of Hong Kong Limited owns .72%.

3 88.22% of the Limited partnership interests of this entity is owned by MetLife Insurance K.K (Japan), 9.47% is owned by MetLife Insurance Company of Korea Limited, 2.29% is owned by MetLife Limited (Hong Kong) and 0.02% is owned by MetLife Alternatives, GP.

4 94.54% of the limited partnership interest of MetLife International PE Fund II, LP is owned by MetLife Insurance K.K. (Japan), 2.77% is owned by MetLife Limited (Hong Kong), 2.1% is owned by MetLife Mexico, S.A. and 0.59% is owned by Metropolitan Life Insurance Company Hong Kong Limited.

5 88.93% of the limited partnership interest of MetLife International PE Fund III, LP is owned by MetLife Insurance K.K. (Japan), 7.91% is owned by MetLife Insurance Company of Korea Limited, 2.61% is owned by MetLife Limited (Hong Kong) and 0.55% is owned by Metropolitan Life Insurance Company Hong Kong Limited.

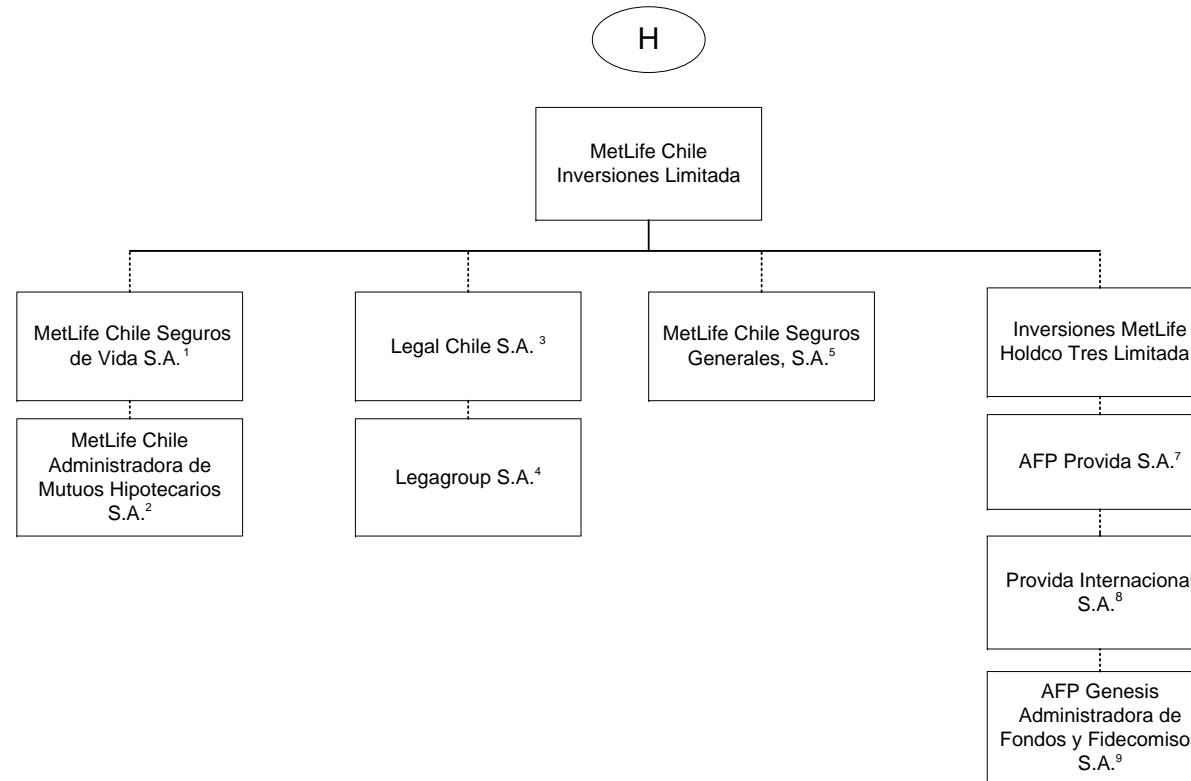
6 94.70% of the limited partnership interests of MetLife International PE Fund IV, LP is owned by MetLife Insurance K.K, 3.79% is owned by MetLife Insurance Company of Korea Limited, 1.51% is owned by MetLife Limited (Hong Kong).

7 MetLife Core Property Fund GP, LLC is the general partner of MetLife Core Property Fund, LP (the "Fund"). A substantial majority of the limited partnership interests in the Fund are held by third parties. The following affiliates hold a minority share of the limited partnership interests in the Fund: Metropolitan Life Insurance Company owns 20.06%, Metropolitan Life insurance Company (on behalf of Separate Account 746) owns 3.24%, MetLife Insurance Company of Korea Limited owns 2.91%, General American Life Insurance Company owns 0.07% and Brighthouse Life Insurance Company owns 0.14%.

8 MetLife Core Property Holdings, LLC holds the following single-property limited liability companies: MCP 7 Riverway, LLC, MCP SoCal Industry-Redondo, LLC, MCP SoCal Industrial-Bernardo, LLC, MCP SoCal Industrial-Canyon, LLC, MCP SoCal Industrial-Anaheim, LLC, MCP SoCal Industrial-LAX, LLC, MCP SoCal Industrial-Fullerton, LLC, MCP SoCal Industrial-Ontario, LLC, MCP SoCal Industrial-Loker, LLC, MCP Paragon Point, LLC, MCP 4600 South Syracuse, LLC, MCP The Palms Doral, LLC, MCP Waterford Atrium, LLC, MCP EnV Chicago, LLC, MCP 100 Congress Member, LLC, MCP 1900 McKinney, LLC, MCP 550 West Washington, LLC, MCP Main Street Village, LLC, MCP Lodge At Lakecrest, LLC, MCP Ashton South End, LLC, MCP 3040 Post Oak, LLC, MCP Plaza at Legacy, LLC, MCP VOA Holdings, LLC, MCP VOA I & III, LLC, MCP VOA II, LLC, MCP 9020 Murphy Road, LLC, MCP Trimble Campus, LLC, MCP Highland Park Lender, LLC, MCP Property Management, LLC, MCP One Westside, LLC, MCP SoCal Industrial-Springdale, LLC, MCP SoCal Industrial-Concourse, LLC, MCP SoCal Industrial Kellwood, LLC, MCP Denver Pavilions Member, LLC., MCP Acquisition, LLC, MCP Buford Logistics Center 2 Member LLC, MCP DMCBP Phase II Member LLC, MCP 60<sup>th</sup> 11<sup>th</sup> Street Member, LLC, MCP Magnolia Park Member, LLC, MCP Fife Enterprise Member, LLC, MCP Alley 24 East, LLC, MCP Northyards Holdco, LLC, MCP Northyards Owner, LLC, MCP Northyards Master Lessee, LLC, 60 11th Street, LLC, Magnolia Park Greenville Venture, LLC, Magnolia Park Greenville, LLC, and MetLife Core Property TRS, LLC, MCP 22745 & 22755 Relocation Drive, LLC, MCP Buford Logistics Center, Bldg B, LLC.

SCHEDULE Y - INFORMATION CONCERNING ACTIVITIES OF INSURER MEMBERS OF A HOLDING COMPANY GROUP

PART 1 - ORGANIZATIONAL CHART



1 99.997% is held by MetLife Chile Inversiones Limitada and .003% by International Technical and Advisory Services Limited.  
 2 99.9% is held by MetLife Chile Seguros de Vida S.A. and 0.1% by MetLife Chile Inversiones Limitada.  
 3 51% of Legal Chile S.A. is owned by MetLife Chile Inversiones Limitada and the remainder by a third party.  
 4 99% of Legagroup S.A. is owned by Legal Chile S.A. and the remainder by a third party.  
 5 99.98% of MetLife Chile Seguros Generales, S.A. is owned by MetLife Chile Inversiones Limitada and 0.02% by Inversiones MetLife Holdco Dos Limitada.

6 97.13% of Inversiones MetLife Holdco Tres Limitada is owned by MetLife Chile Inversiones Limitada and 2.87% is owned by Inversiones MetLife Holdco Dos Limitada.  
 7 42.3815% of AFP Provida S.A. is owned by Inversiones MetLife Holdco Dos Limitada, 42.3815% owned by Inversiones MetLife Holdco Tres Limitada and 10.9224% by MetLife Chile Inversiones Limitada and the remainder is owned by the public  
 8 99.99% of Provida Internacional S.A. is owned by AFP Provida S.A. and .01% by MetLife Chile Inversiones Limitada.  
 9 99.9% of AFP Genesis Administradora de Fondos y Fidecomisos S.A. is owned by Provida Internacional S.A. and 0.1% by AFP Provida S.A.

SCHEDULE Y - INFORMATION CONCERNING ACTIVITIES OF INSURER MEMBERS OF A HOLDING COMPANY GROUP

PART 1 - ORGANIZATIONAL CHART

1) The voting securities (excluding directors' qualifying shares, if any) of each subsidiary shown on the organizational chart are 100% owned by their respective parent corporation, unless otherwise indicated.

2) The Metropolitan Money Market Pool and MetLife Intermediate Income Pool are pass-through investments pools, of which Metropolitan Life Insurance Company and/or its subsidiaries and/or affiliates are general partners.

3) The MetLife, Inc. organizational chart does not include real estate joint ventures and partnerships of which MetLife, Inc. and/or its subsidiaries is an investment partner. In addition, certain inactive subsidiaries have also been omitted.

4) MetLife Services EEIG is a cost-sharing mechanism used in European Union for European Union-affiliated members.

**SCHEDULE Y**

**PART 1A - DETAIL OF INSURANCE HOLDING COMPANY SYSTEM**

1	2	3	4	5	6	7	8	9	10	11	12	13	14	15	16
Group Code	Group Name	NAIC Company Code	ID Number	Federal RSSD	CIK	Name of Securities Exchange if Publicly Traded (U.S. or International)	Names of Parent, Subsidiaries or Affiliates	Domiciliary Location	Relationship to Reporting Entity	Directly Controlled by (Name of Entity/Person)	Type of Control (Ownership Board, Management Attorney-in-Fact, Influence, Other)	If Control is Ownership Provide Percentage	Ultimate Controlling Entity(ies)/Person(s)	Is an SCA Filing Required? (Y/N)	*
<b>Members</b>															
0241	MetLife.....	00000..	13-4075851..	2945824	1099219	NYSE, ISE.....	MetLife, Inc.....	DE.....	UIP.....	Board of Directors.....	Board of Directors		Board of Directors.....	N	
0241	MetLife.....	65978..	13-5581829..	1583845	937834		Metropolitan Life Insurance Company.....	NY.....	UDP.....	MetLife, Inc.....	Ownership.....	100.000	MetLife, Inc.....	N	
0241	MetLife.....	00000..	20-2985998..				500 Grant Street GP, LLC.....	DE.....	NIA.....	Metropolitan Life Insurance Company.....	Ownership.....	100.000	MetLife, Inc.....	N	
0241	MetLife.....	00000..					500 Grant Street Associates Limited Partnership	CT.....	NIA.....	Metropolitan Life Insurance Company.....	Ownership.....	99.000	MetLife, Inc.....	N	
0241	MetLife.....	00000..					500 Grant Street Associates Limited Partnership	CT.....	NIA.....	500 Grant Street GP LLC.....	Ownership.....	1.000	MetLife, Inc.....	N	
0241	MetLife.....	00000..	22-3140349..				MetLife Retirement Services LLC.....	NJ.....	NIA.....	Metropolitan Life Insurance Company.....	Ownership.....	100.000	MetLife, Inc.....	N	
0241	MetLife.....	00000..	13-2862391..				Brighthouse Securities, LLC.....	DE.....	NIA.....	MetLife, Inc.....	Ownership.....	100.000	MetLife, Inc.....	N	
0241	MetLife.....	63665..	43-0285930..		728240		General American Life Insurance Company.....	MO.....	IA.....	MetLife, Inc.....	Ownership.....	100.000	MetLife, Inc.....	Y	
0241	MetLife.....	00000..	45-2420223..				GALIC Holdings LLC.....	DE.....	NIA.....	General American Life Insurance Company.....	Ownership.....	100.000	MetLife, Inc.....	N	
0241	MetLife.....	91626..	04-2708937..		1030011		New England Life Insurance Company.....	MA.....	RE.....	MetLife, Inc.....	Ownership.....	100.000	MetLife, Inc.....	Y	
0241	MetLife.....	00000..					MLIC CB Holdings LLC.....	DE.....	NIA.....	Metropolitan Life Insurance Company.....	Ownership.....	100.000	MetLife, Inc.....	N	
0241	MetLife.....	00000..					HPZ Assets LLC.....	DE.....	NIA.....	Metropolitan Life Insurance Company.....	Ownership.....	100.000	MetLife, Inc.....	N	
0241	MetLife.....	00000..					Alternative Fuels I, LLC.....	DE.....	NIA.....	Metropolitan Life Insurance Company.....	Ownership.....	100.000	MetLife, Inc.....	N	
0241	MetLife.....	00000..	46-0800386..				CC Holdco Manager, LLC.....	DE.....	NIA.....	Metropolitan Life Insurance Company.....	Ownership.....	100.000	MetLife, Inc.....	N	
0241	MetLife.....	00000..	13-5581829..				MetLife Private Equity Holdings, LLC.....	DE.....	NIA.....	MetLife SP Holdings, LLC.....	Ownership.....	100.000	MetLife, Inc.....	N	
0241	MetLife.....	00000..					Euro CL Investments LLC.....	DE.....	NIA.....	Metropolitan Life Insurance Company.....	Ownership.....	100.000	MetLife, Inc.....	N	
0241	MetLife.....	00000..					1001 Properties, LLC.....	DE.....	NIA.....	Metropolitan Life Insurance Company.....	Ownership.....	100.000	MetLife, Inc.....	N	
0241	MetLife.....	00000..					6104 Hollywood, LLC.....	DE.....	NIA.....	Metropolitan Life Insurance Company.....	Ownership.....	100.000	MetLife, Inc.....	N	
0241	MetLife.....	00000..					The Building at 575 Fifth Avenue Mezzanine LLC	DE.....	NIA.....	Metropolitan Life Insurance Company.....	Ownership.....	100.000	MetLife, Inc.....	N	
0241	MetLife.....	00000..					The Building at 575 Fifth Retail Holding LLC.....	DE.....	NIA.....	The Building at 575 Fifth Avenue Mezzanine LLC	Ownership.....	100.000	MetLife, Inc.....	N	
0241	MetLife.....	00000..					The Building at 575 Fifth Retail Owner LLC.....	DE.....	NIA.....	The Building at 575 Fifth Retail Holding LLC.....	Ownership.....	100.000	MetLife, Inc.....	N	
0241	MetLife.....	00000..	20-8254446..				10700 Wilshire, LLC.....	DE.....	NIA.....	Metropolitan Life Insurance Company.....	Ownership.....	100.000	MetLife, Inc.....	N	
0241	MetLife.....	00000..					Sandpiper Cove Associates II, LLC.....	DE.....	NIA.....	Metropolitan Life Insurance Company.....	Ownership.....	100.000	MetLife, Inc.....	N	
0241	MetLife.....	00000..					ML Mililani Member, LLC.....	DE.....	NIA.....	Metropolitan Life Insurance Company.....	Ownership.....	95.000	MetLife, Inc.....	N	
0241	MetLife.....	00000..					ML Mililani Member, LLC.....	DE.....	NIA.....	General American Life Insurance Company.....	Ownership.....	5.000	MetLife, Inc.....	N	
0241	MetLife.....	00000..					ML North Brand Member.....	DE.....	NIA.....	Metropolitan Life Insurance Company.....	Ownership.....	100.000	MetLife, Inc.....	N	
0241	MetLife.....	00000..	47-5228317..				MCPP Owners, LLC.....	DE.....	NIA.....	Metropolitan Life Insurance Company.....	Ownership.....	84.503	MetLife, Inc.....	N	
0241	MetLife.....	00000..	47-5228317..				MCPP Owners, LLC.....	DE.....	NIA.....	General American Life Insurance Company.....	Ownership.....	0.603	MetLife, Inc.....	N	
0241	MetLife.....	00000..	47-5228317..				MCPP Owners, LLC.....	DE.....	NIA.....	Metropolitan Tower Life Insurance Company.....	Ownership.....	1.616	MetLife, Inc.....	N	
0241	MetLife.....	00000..	47-5228317..				MCPP Owners, LLC.....	DE.....	NIA.....	MTL Leasing, LLC.....	Ownership.....	13.278	MetLife, Inc.....	N	
0241	MetLife.....	00000..	20-3700390..				Viridian Miracle Mile, LLC.....	DE.....	NIA.....	Metropolitan Life Insurance Company.....	Ownership.....	100.000	MetLife, Inc.....	N	

Q13

**SCHEDULE Y**

**PART 1A - DETAIL OF INSURANCE HOLDING COMPANY SYSTEM**

1	2	3	4	5	6	7	8	9	10	11	12	13	14	15	16
Group Code	Group Name	NAIC Company Code	ID Number	Federal RSSD	CIK	Name of Securities Exchange if Publicly Traded (U.S. or International)	Names of Parent, Subsidiaries or Affiliates	Domiciliary Location	Relationship to Reporting Entity	Directly Controlled by (Name of Entity/Person)	Type of Control (Ownership Board, Management Attorney-in-Fact, Influence, Other)	If Control is Ownership Provide Percentage	Ultimate Controlling Entity(ies)/Person(s)	Is an SCA Filing Required? (Y/N)	*
0241	MetLife.....	00000..	98-1107266..				MetLife Canada Solar ULC.....	CAN.....	NIA.....	MetLife Capital, Limited Partnership.....	Ownership.....	100.000	MetLife, Inc.....	N	
0241	MetLife.....	00000..		4275534			MetLife Investments Asia Limited (Hong Kong).....	HKG.....	NIA.....	MetLife Investment Management Holdings (Ireland) Limited	Ownership.....	100.000	MetLife, Inc.....	N	
0241	MetLife.....	00000..		4254427			MetLife Investments Limited (UK).....	GBR.....	NIA.....	Metropolitan Life Insurance Company.....	Ownership.....	99.000	MetLife, Inc.....	Y	
0241	MetLife.....	00000..		4254427			MetLife Investments Limited (UK).....	GBR.....	NIA.....	23rd Street Investments, Inc.....	Ownership.....	1.000	MetLife, Inc.....	Y	
0241	MetLife.....	00000..		4254445			MetLife Latin America Asesorias e Inversiones Limitada (Chile)	CHL.....	NIA.....	Metropolitan Life Insurance Company.....	Ownership.....	99.990	MetLife, Inc.....	N	
0241	MetLife.....	00000..		4254445			MetLife Latin America Asesorias e Inversiones Limitada (Chile)	CHL.....	NIA.....	23rd Street Investments, Inc.....	Ownership.....	0.010	MetLife, Inc.....	N	
0241	MetLife.....	00000..	86-1176467..				MEX DF Properties, LLC.....	DE.....	NIA.....	Metropolitan Life Insurance Company.....	Ownership.....	100.000	MetLife, Inc.....	N	
0241	MetLife.....	00000..					LAR Vivienda XVII, S. de. R. L. de C.V.....	MEX.....	NIA.....	MEX DF Properties, LLC.....	Ownership.....	99.990	MetLife, Inc.....	N	
0241	MetLife.....	00000..					LAR Vivienda XVII, S. de. R. L. de C.V.....	MEX.....	NIA.....	Euro CL Investments LLC.....	Ownership.....	0.010	MetLife, Inc.....	N	
0241	MetLife.....	00000..	55-0891973..				Corporate Real Estate Holdings, LLC.....	DE.....	NIA.....	Metropolitan Life Insurance Company.....	Ownership.....	100.000	MetLife, Inc.....	N	
0241	MetLife.....	00000..					WFP 1000 Holding Company GP, LLC.....	DE.....	NIA.....	Metropolitan Life Insurance Company.....	Ownership.....	100.000	MetLife, Inc.....	N	
0241	MetLife.....	00000..					MSV Irvine Property, LLC.....	DE.....	NIA.....	Metropolitan Life Insurance Company.....	Ownership.....	96.000	MetLife, Inc.....	N	
0241	MetLife.....	00000..					MSV Irvine Property, LLC.....	DE.....	NIA.....	Metropolitan Tower Realty Company, Inc.....	Ownership.....	4.000	MetLife, Inc.....	N	
0241	MetLife.....	00000..	13-3619870..				23rd Street Investments, Inc.....	DE.....	NIA.....	Metropolitan Life Insurance Company.....	Ownership.....	100.000	MetLife, Inc.....	Y	
0241	MetLife.....	00000..	06-1193029..				MetLife Capital Credit L.P.....	DE.....	NIA.....	Metropolitan Life Insurance Company.....	Ownership.....	99.000	MetLife, Inc.....	N	
0241	MetLife.....	00000..	06-1193029..				MetLife Capital Credit L.P.....	DE.....	NIA.....	23rd Street Investments, Inc.....	Ownership.....	1.000	MetLife, Inc.....	N	
0241	MetLife.....	00000..	91-1273824..				MetLife Capital, Limited Partnership.....	DE.....	NIA.....	Metropolitan Life Insurance Company.....	Ownership.....	99.000	MetLife, Inc.....	N	
0241	MetLife.....	00000..	91-1273824..				MetLife Capital, Limited Partnership.....	DE.....	NIA.....	23rd Street Investments, Inc.....	Ownership.....	1.000	MetLife, Inc.....	N	
0241	MetLife.....	00000..					Long Island Solar Farm, LLC.....	DE.....	NIA.....	Brighthouse Renewables Holding, LLC.....	Ownership.....	9.610	MetLife, Inc.....	N	
0241	MetLife.....	00000..					Long Island Solar Farm, LLC.....	DE.....	NIA.....	MetLife Capital, Limited Partnership.....	Ownership.....	90.390	MetLife, Inc.....	N	
0241	MetLife.....	00000..	43-1822723..	4275507			Missouri Reinsurance, Inc.....	CYM.....	IA.....	Metropolitan Life Insurance Company.....	Ownership.....	100.000	MetLife, Inc.....	N	
0241	MetLife.....	00000..	13-3237278..				MetLife Holdings, Inc.....	DE.....	NIA.....	Metropolitan Life Insurance Company.....	Ownership.....	100.000	MetLife, Inc.....	Y	
0241	MetLife.....	00000..	13-3237275..				MetLife Credit Corp.....	DE.....	NIA.....	MetLife Holdings, Inc. (DE).....	Ownership.....	100.000	MetLife, Inc.....	N	
0241	MetLife.....	00000..	13-3237277..				MetLife Funding, Inc.....	DE.....	NIA.....	MetLife Holdings, Inc. (DE).....	Ownership.....	100.000	MetLife, Inc.....	N	
0241	MetLife.....	00000..					85 Broad Street Mezzanine LLC.....	DE.....	NIA.....	Metropolitan Life Insurance Company.....	Ownership.....	100.000	MetLife, Inc.....	N	
0241	MetLife.....	00000..	46-5563450..				Buford Logistics Center, LLC.....	DE.....	NIA.....	Metropolitan Life Insurance Company.....	Ownership.....	100.000	MetLife, Inc.....	N	
0241	MetLife.....	00000..					MetLife Park Tower Member, LLC.....	DE.....	NIA.....	Metropolitan Life Insurance Company.....	Ownership.....	100.000	MetLife, Inc.....	N	
0241	MetLife.....	00000..	47-5505232..				Park Tower REIT, Inc.....	DE.....	NIA.....	MetLife Park Tower Member, LLC.....	Ownership.....	100.000	MetLife, Inc.....	N	
0241	MetLife.....	00000..					Park Tower JV Member, LLC.....	DE.....	NIA.....	Park Tower REIT, Inc.....	Ownership.....	100.000	MetLife, Inc.....	N	
0241	MetLife.....	00000..	13-3170235..				Metropolitan Tower Realty Company, Inc.....	DE.....	NIA.....	Metropolitan Life Insurance Company.....	Ownership.....	100.000	MetLife, Inc.....	Y	
0241	MetLife.....	00000..	01-0855028..				Midtown Heights, LLC.....	DE.....	NIA.....	Metropolitan Tower Realty Company, Inc.....	Ownership.....	100.000	MetLife, Inc.....	N	
0241	MetLife.....	00000..	95-4656835..				Headland-Pacific Palisades, LLC.....	CA.....	NIA.....	Metropolitan Life Insurance Company.....	Ownership.....	100.000	MetLife, Inc.....	N	
0241	MetLife.....	00000..	95-4146440..				Headland Properties Associates.....	CA.....	NIA.....	Metropolitan Life Insurance Company.....	Ownership.....	99.000	MetLife, Inc.....	N	
0241	MetLife.....	00000..	95-4146440..				Headland Properties Associates.....	CA.....	NIA.....	Headland-Pacific Palisades, LLC.....	Ownership.....	1.000	MetLife, Inc.....	N	

Q13.1

# SCHEDULE Y

## PART 1A - DETAIL OF INSURANCE HOLDING COMPANY SYSTEM

1	2	3	4	5	6	7	8	9	10	11	12	13	14	15	16
Group Code	Group Name	NAIC Company Code	ID Number	Federal RSSD	CIK	Name of Securities Exchange if Publicly Traded (U.S. or International)	Names of Parent, Subsidiaries or Affiliates	Domiciliary Location	Relationship to Reporting Entity	Directly Controlled by (Name of Entity/Person)	Type of Control (Ownership Board, Management Attorney-in-Fact, Influence, Other)	If Control is Ownership Provide Percentage	Ultimate Controlling Entity(ies)/Person(s)	Is an SCA Filing Required? (Y/N)	*
0241	MetLife.....	00000..	43-6026902..				White Oak Royalty Company.....	OK.....	NIA.....	Metropolitan Life Insurance Company.....	Ownership.....	100.000	MetLife, Inc.....	Y	
0241	MetLife.....	00000..	30-0777814..				Marketplace Residences, LLC.....	DE.....	NIA.....	Metropolitan Life Insurance Company.....	Ownership.....	100.000	MetLife, Inc.....	N	
0241	MetLife.....	00000..	26-2853672..				MLIC Asset Holdings LLC.....	DE.....	NIA.....	Metropolitan Life Insurance Company.....	Ownership.....	100.000	MetLife, Inc.....	N	
0241	MetLife.....	00000..					MetLife Properties Ventures, LLC.....	DE.....	NIA.....	Metropolitan Life Insurance Company.....	Ownership.....	100.000	MetLife, Inc.....	N	
0241	MetLife.....	00000..	22-2375428..				Transmountain Land & Livestock Company.....	MT.....	NIA.....	Metropolitan Life Insurance Company.....	Ownership.....	100.000	MetLife, Inc.....	Y	
0241	MetLife.....	00000..	34-1650967..				Hyatt Legal Plans, Inc.....	DE.....	NIA.....	Metropolitan Life Insurance Company.....	Ownership.....	100.000	MetLife, Inc.....	Y	
0241	MetLife.....	00000..	34-1631590..				Hyatt Legal Plans of Florida, Inc.....	FL.....	NIA.....	Hyatt Legal Plans, Inc.....	Ownership.....	100.000	MetLife, Inc.....	N	
0241	MetLife.....	00000..	27-0226554..				MLIC Asset Holdings II LLC.....	DE.....	NIA.....	Metropolitan Life Insurance Company.....	Ownership.....	100.000	MetLife, Inc.....	N	
0241	MetLife.....	00000..	30-0756430..				EI Conquistador MAH II LLC.....	DE.....	NIA.....	MLIC Asset Holdings II LLC.....	Ownership.....	100.000	MetLife, Inc.....	N	
0241	MetLife.....	00000..	80-0868980..				Mansell Office LLC.....	DE.....	NIA.....	MLIC Asset Holdings II LLC.....	Ownership.....	73.028	MetLife, Inc.....	N	
0241	MetLife.....	00000..	80-0868980..				Mansell Office LLC.....	DE.....	NIA.....	MLIC CB Holdings LLC.....	Ownership.....	26.972	MetLife, Inc.....	N	
0241	MetLife.....	00000..	80-0869135..				Mansell Retail LLC.....	DE.....	NIA.....	MLIC Asset Holdings II LLC.....	Ownership.....	73.028	MetLife, Inc.....	N	
0241	MetLife.....	00000..	80-0869135..				Mansell Retail LLC.....	DE.....	NIA.....	MLIC CB Holdings LLC.....	Ownership.....	26.972	MetLife, Inc.....	N	
0241	MetLife.....	00000..					MetLife RC SF Member, LLC.....	DE.....	NIA.....	Metropolitan Life Insurance Company.....	Ownership.....	100.000	MetLife, Inc.....	N	
0241	MetLife.....	00000..	20-3221642..				MetLife Mall Ventures Limited Partnership.....	DE.....	NIA.....	Metropolitan Life Insurance Company.....	Ownership.....	99.000	MetLife, Inc.....	N	
0241	MetLife.....	00000..	20-3221642..				MetLife Mall Ventures Limited Partnership.....	DE.....	NIA.....	Metropolitan Tower Realty Company, Inc.....	Ownership.....	1.000	MetLife, Inc.....	N	
0241	MetLife.....	00000..	20-8868348..				Ashton Judiciary Square, LLC.....	DE.....	NIA.....	Metropolitan Life Insurance Company.....	Ownership.....	100.000	MetLife, Inc.....	N	
0241	MetLife.....	00000..	20-8349277..				Sandpiper Cove Associates, LLC.....	DE.....	NIA.....	Metropolitan Life Insurance Company.....	Ownership.....	90.590	MetLife, Inc.....	N	
0241	MetLife.....	00000..	20-8349277..				Sandpiper Cove Associates, LLC.....	DE.....	NIA.....	Metropolitan Tower Realty Company, Inc.....	Ownership.....	9.410	MetLife, Inc.....	N	
0241	MetLife.....	00000..	20-3305615..				1900 McKinney Properties, LP.....	DE.....	NIA.....	Metropolitan Life Insurance Company.....	Ownership.....	99.900	MetLife, Inc.....	N	
0241	MetLife.....	00000..	20-3305615..				1900 McKinney Properties, LP.....	DE.....	NIA.....	Metropolitan Tower Realty Company, Inc.....	Ownership.....	0.100	MetLife, Inc.....	N	
0241	MetLife.....	00000..	13-4047186..				MetLife Tower Resources Group, Inc.....	DE.....	NIA.....	Metropolitan Life Insurance Company.....	Ownership.....	100.000	MetLife, Inc.....	Y	
0241	MetLife.....	00000..	75-2085469..				Para-Met Plaza Associates.....	FL.....	NIA.....	Metropolitan Life Insurance Company.....	Ownership.....	75.000	MetLife, Inc.....	N	
0241	MetLife.....	00000..	75-2085469..				Para-Met Plaza Associates.....	FL.....	NIA.....	Metropolitan Tower Realty Company, Inc.....	Ownership.....	25.000	MetLife, Inc.....	N	
0241	MetLife.....	00000..					Housing Fund Manager, LLC.....	DE.....	NIA.....	Metropolitan Life Insurance Company.....	Ownership.....	100.000	MetLife, Inc.....	N	
0241	MetLife.....	00000..	26-0405155..				MTC Fund I, LLC.....	DE.....	NIA.....	Housing Fund Manager, LLC.....	Management.....		MetLife, Inc.....	N	
0241	MetLife.....	00000..					MTC Fund II, LLC.....	DE.....	NIA.....	Housing Fund Manager, LLC.....	Management.....		MetLife, Inc.....	N	
0241	MetLife.....	00000..	14-2013939..				MTC Fund III, LLC.....	DE.....	NIA.....	Housing Fund Manager, LLC.....	Management.....		MetLife, Inc.....	N	
0241	MetLife.....	00000..	13-4078322..				334 Madison Euro Investments, Inc.....	DE.....	NIA.....	Metropolitan Life Insurance Company.....	Ownership.....	100.000	MetLife, Inc.....	Y	
0241	MetLife.....	00000..			4254454		St. James Fleet Investments Two Limited.....	CYM.....	NIA.....	Metropolitan Life Insurance Company.....	Ownership.....	100.000	MetLife, Inc.....	Y	
0241	MetLife.....	00000..			4254472		Park Twenty Three Investments Company (UK).....	GBR.....	NIA.....	St. James Fleet Investments Two Limited.....	Ownership.....	100.000	MetLife, Inc.....	N	
0241	MetLife.....	00000..			4254481		Convent Station Euro Investments Four Company (UK).....	GBR.....	NIA.....	Park Twenty Three Investments Company.....	Ownership.....	100.000	MetLife, Inc.....	N	
0241	MetLife.....	00000..			4254520		OMI MLIC Investments Limited.....	CYM.....	NIA.....	Convent Station Euro Investments Four Company.....	Ownership.....	100.000	MetLife, Inc.....	N	

Q13.2



**SCHEDULE Y**

**PART 1A - DETAIL OF INSURANCE HOLDING COMPANY SYSTEM**

1	2	3	4	5	6	7	8	9	10	11	12	13	14	15	16
Group Code	Group Name	NAIC Company Code	ID Number	Federal RSSD	CIK	Name of Securities Exchange if Publicly Traded (U.S. or International)	Names of Parent, Subsidiaries or Affiliates	Domiciliary Location	Relationship to Reporting Entity	Directly Controlled by (Name of Entity/Person)	Type of Control (Ownership Board, Management Attorney-in-Fact, Influence, Other)	If Control is Ownership Provide Percentage	Ultimate Controlling Entity(ies)/Person(s)	Is an SCA Filing Required? (Y/N)	*
0241	MetLife.....	00000..	46-3608641..				ML Swan Mezz, LLC.....	DE.....	NIA.....	Metropolitan Life Insurance Company.....	Ownership.....	100.000	MetLife, Inc.....	N	
0241	MetLife.....	00000..	46-3589015..				ML Swan GP, LLC.....	DE.....	NIA.....	ML Swan Mezz, LLC.....	Ownership.....	100.000	MetLife, Inc.....	N	
0241	MetLife.....	00000..	46-3616798..				ML Dolphin Mezz, LLC.....	DE.....	NIA.....	Metropolitan Life Insurance Company.....	Ownership.....	100.000	MetLife, Inc.....	N	
0241	MetLife.....	00000..	46-3593573..				ML Dolphin GP, LLC.....	DE.....	NIA.....	ML Dolphin Mezz, LLC.....	Ownership.....	100.000	MetLife, Inc.....	N	
0241	MetLife.....	00000..					Haskell East Village, LLC.....	DE.....	NIA.....	Metropolitan Life Insurance Company.....	Ownership.....	100.000	MetLife, Inc.....	N	
0241	MetLife.....	00000..	46-3426206..				MetLife Cabo Hilton Member, LLC.....	DE.....	NIA.....	Metropolitan Life Insurance Company.....	Ownership.....	83.100	MetLife, Inc.....	N	
0241	MetLife.....	00000..	46-3426206..				MetLife Cabo Hilton Member, LLC.....	DE.....	NIA.....	General American Life Insurance Company....	Ownership.....	16.900	MetLife, Inc.....	N	
0241	MetLife.....	00000..	46-0803970..				MetLife CC Member, LLC.....	DE.....	NIA.....	Metropolitan Life Insurance Company.....	Ownership.....	95.122	MetLife, Inc.....	N	
0241	MetLife.....	00000..	46-0803970..				MetLife CC Member, LLC.....	DE.....	NIA.....	General American Life Insurance Company....	Ownership.....	4.878	MetLife, Inc.....	N	
0241	MetLife.....	00000..	13-5581829..				MetLife SP Holdings, LLC.....	DE.....	NIA.....	Metropolitan Life Insurance Company.....	Ownership.....	100.000	MetLife, Inc.....	N	
0241	MetLife.....	00000..	80-0821598..				Oconee Hotel Company, LLC.....	DE.....	NIA.....	Metropolitan Life Insurance Company.....	Ownership.....	100.000	MetLife, Inc.....	N	
0241	MetLife.....	00000..	80-0823015..				Oconee Land Company, LLC.....	DE.....	NIA.....	Metropolitan Life Insurance Company.....	Ownership.....	100.000	MetLife, Inc.....	N	
0241	MetLife.....	00000..	80-0823413..				Oconee Land Development Company, LLC.....	DE.....	NIA.....	Oconee Land Company, LLC.....	Ownership.....	100.000	MetLife, Inc.....	N	
0241	MetLife.....	00000..	90-0853553..				Oconee Golf Company, LLC.....	DE.....	NIA.....	Oconee Land Company, LLC.....	Ownership.....	100.000	MetLife, Inc.....	N	
0241	MetLife.....	00000..	37-1694299..				Oconee Marina Company, LLC.....	DE.....	NIA.....	Oconee Land Company, LLC.....	Ownership.....	100.000	MetLife, Inc.....	N	
0241	MetLife.....	00000..					1201 TAB Manager, LLC.....	DE.....	NIA.....	Metropolitan Life Insurance Company.....	Ownership.....	100.000	MetLife, Inc.....	N	
0241	MetLife.....	00000..					MetLife 1201 TAB Member, LLC.....	DE.....	NIA.....	Metropolitan Life Insurance Company.....	Ownership.....	96.900	MetLife, Inc.....	N	
0241	MetLife.....	00000..					MetLife 1201 TAB Member, LLC.....	DE.....	NIA.....	Metropolitan Property and Casualty Insurance Company	Ownership.....	3.100	MetLife, Inc.....	N	
0241	MetLife.....	00000..					MetLife LHH Member, LLC.....	DE.....	NIA.....	Metropolitan Life Insurance Company.....	Ownership.....	99.000	MetLife, Inc.....	N	
0241	MetLife.....	00000..					MetLife LHH Member, LLC.....	DE.....	NIA.....	General American Life Insurance Company ...	Ownership.....	1.000	MetLife, Inc.....	N	
0241	MetLife.....	00000..	20-1035937..				Riverway Residential, LP.....	DE.....	NIA.....	Metropolitan Life Insurance Company.....	Ownership.....	99.900	MetLife, Inc.....	N	
0241	MetLife.....	00000..	20-1035937..				Riverway Residential, LP.....	DE.....	NIA.....	Metropolitan Tower Realty Company, Inc.....	Ownership.....	0.100	MetLife, Inc.....	N	
0241	MetLife.....	00000..					1925 WJC Owner, LLC (DE) .....	DE.....	NIA.....	Metropolitan Life Insurance Company.....	Ownership.....	100.000	MetLife, Inc.....	N	
0241	MetLife.....	00000..	26-1762232..				Boulevard Residential, LLC.....	DE.....	NIA.....	Metropolitan Life Insurance Company.....	Ownership.....	100.000	MetLife, Inc.....	N	
0241	MetLife.....	00000..					MetLife Ontario Street Member, LLC (DE) .....	DE.....	NIA.....	Metropolitan Life Insurance Company.....	Ownership.....	100.000	MetLife, Inc.....	N	
0241	MetLife.....	00000..	46-4158087..				MetLife 555 12th Member, LLC.....	DE.....	NIA.....	Metropolitan Life Insurance Company.....	Ownership.....	94.600	MetLife, Inc.....	N	
0241	MetLife.....	00000..	46-4158087..				MetLife 555 12th Member, LLC.....	DE.....	NIA.....	General American Life Insurance Company....	Ownership.....	5.400	MetLife, Inc.....	N	
0241	MetLife.....	00000..	47-2085444..				ML-AI MetLife Member 2, LLC.....	DE.....	NIA.....	Metropolitan Life Insurance Company.....	Ownership.....	98.970	MetLife, Inc.....	N	
0241	MetLife.....	00000..	47-2085444..				ML-AI MetLife Member 2, LLC.....	DE.....	NIA.....	General American Life Insurance Company....	Ownership.....	1.030	MetLife, Inc.....	N	
0241	MetLife.....	00000..					ML-AI MetLife Member 3, LLC.....	DE.....	NIA.....	Metropolitan Life Insurance Company.....	Ownership.....	100.000	MetLife, Inc.....	N	
0241	MetLife.....	00000..					MetLife ConSquare Member, LLC (DE).....	DE.....	NIA.....	Metropolitan Life Insurance Company.....	Ownership.....	100.000	MetLife, Inc.....	N	
0241	MetLife.....	00000..	13-5581829..				MetLife Member Solaire, LLC.....	DE.....	NIA.....	Metropolitan Life Insurance Company.....	Ownership.....	100.000	MetLife, Inc.....	N	
0241	MetLife.....	00000..	81-0770888..				MetLife Treat Towers Member, LLC.....	DE.....	NIA.....	Metropolitan Life Insurance Company.....	Ownership.....	100.000	MetLife, Inc.....	N	
0241	MetLife.....	00000..	46-4133357..				ML Bridgeside Apartments, LLC.....	DE.....	NIA.....	Metropolitan Life Insurance Company.....	Ownership.....	100.000	MetLife, Inc.....	N	
0241	MetLife.....	00000..					MetLife Camino Ramon Member, LLC.....	DE.....	NIA.....	General American Life Insurance Company....	Ownership.....	1.000	MetLife, Inc.....	N	

Q13.3

**SCHEDULE Y**

**PART 1A - DETAIL OF INSURANCE HOLDING COMPANY SYSTEM**

1	2	3	4	5	6	7	8	9	10	11	12	13	14	15	16
Group Code	Group Name	NAIC Company Code	ID Number	Federal RSSD	CIK	Name of Securities Exchange if Publicly Traded (U.S. or International)	Names of Parent, Subsidiaries or Affiliates	Domiciliary Location	Relationship to Reporting Entity	Directly Controlled by (Name of Entity/Person)	Type of Control (Ownership Board, Management Attorney-in-Fact, Influence, Other)	If Control is Ownership Provide Percentage	Ultimate Controlling Entity(ies)/Person(s)	Is an SCA Filing Required? (Y/N)	*
0241	MetLife.....	00000..					MetLife Camino Ramon Member, LLC.....	DE.....	NIA.....	Metropolitan Life Insurance Company.....	Ownership.....	99.000	MetLife, Inc.....	N	
0241	MetLife.....	00000..	46-4255167..				ML Terraces, LLC.....	DE.....	NIA.....	Metropolitan Life Insurance Company.....	Ownership.....	100.000	MetLife, Inc.....	N	
0241	MetLife.....	00000..					MetLife CB W/A, LLC.....	DE.....	NIA.....	Metropolitan Life Insurance Company.....	Ownership.....	100.000	MetLife, Inc.....	N	
0241	MetLife.....	00000..	47-1970965..				ML New River Village III, LLC.....	DE.....	NIA.....	Metropolitan Life Insurance Company.....	Ownership.....	100.000	MetLife, Inc.....	N	
0241	MetLife.....	00000..					MetLife 1007 Stewart, LLC.....	DE.....	NIA.....	Metropolitan Life Insurance Company.....	Ownership.....	100.000	MetLife, Inc.....	N	
0241	MetLife.....	00000..					Chestnut Flats Wind, LLC.....	DE.....	NIA.....	Metropolitan Life Insurance Company.....	Ownership.....	100.000	MetLife, Inc.....	N	
0241	MetLife.....	00000..					MetLife 425 MKT Member, LLC.....	DE.....	NIA.....	Metropolitan Life Insurance Company.....	Ownership.....	100.000	MetLife, Inc.....	N	
0241	MetLife.....	00000..	46-4229772..				MetLife THR Investor, LLC.....	DE.....	NIA.....	Metropolitan Life Insurance Company.....	Ownership.....	100.000	MetLife, Inc.....	N	
0241	MetLife.....	00000..					MetLife OFC Member, LLC.....	DE.....	NIA.....	Metropolitan Life Insurance Company.....	Ownership.....	100.000	MetLife, Inc.....	N	
0241	MetLife.....	00000..	47-1256270..				MetLife OBS Member, LLC.....	DE.....	NIA.....	Metropolitan Life Insurance Company.....	Ownership.....	100.000	MetLife, Inc.....	N	
0241	MetLife.....	00000..					MetLife FM Hotel Member, LLC.....	DE.....	NIA.....	Metropolitan Life Insurance Company.....	Ownership.....	100.000	MetLife, Inc.....	N	
0241	MetLife.....	00000..					LHCW Holdings (U.S.) LLC.....	DE.....	NIA.....	MetLife FM Hotel Member, LLC.....	Ownership.....	100.000	MetLife, Inc.....	N	
0241	MetLife.....	00000..					LHC Holdings (U.S.) LLC.....	DE.....	NIA.....	LHCW Holdings (U.S.) LLC.....	Ownership.....	100.000	MetLife, Inc.....	N	
0241	MetLife.....	00000..					LHCW Hotel Holding (U.S.) LLC.....	DE.....	NIA.....	LHC Holdings (U.S.) LLC.....	Ownership.....	100.000	MetLife, Inc.....	N	
0241	MetLife.....	00000..					LHCW Hotel Holding (2002) LLC.....	DE.....	NIA.....	LHCW Hotel Holding (U.S.) LLC.....	Ownership.....	100.000	MetLife, Inc.....	N	
0241	MetLife.....	00000..					LHCW Hotel Operating Company (2002) LLC..	DE.....	NIA.....	LHCW Hotel Holding (U.S.) LLC.....	Ownership.....	100.000	MetLife, Inc.....	N	
0241	MetLife.....	00000..	46-4584166..				ML Southmore, LLC.....	DE.....	NIA.....	Metropolitan Life Insurance Company.....	Ownership.....	99.000	MetLife, Inc.....	N	
0241	MetLife.....	00000..	46-4584166..				ML Southmore, LLC.....	DE.....	NIA.....	General American Life Insurance Company ...	Ownership.....	1.000	MetLife, Inc.....	N	
0241	MetLife.....	00000..					MetLife HCMJV 1 GP, LLC.....	DE.....	NIA.....	Metropolitan Life Insurance Company.....	Ownership.....	100.000	MetLife, Inc.....	N	
0241	MetLife.....	00000..					ML-AI MetLife Member 1, LLC.....	DE.....	NIA.....	Metropolitan Life Insurance Company.....	Ownership.....	95.199	MetLife, Inc.....	N	
0241	MetLife.....	00000..					ML-AI MetLife Member 1, LLC.....	DE.....	NIA.....	Metropolitan Property and Casualty Insurance Company	Ownership.....	4.801	MetLife, Inc.....	N	
0241	MetLife.....	00000..	13-3759652..	3166279			MetLife International Holdings, LLC.....	DE.....	NIA.....	MetLife Global Holding Company II GmbH (Swiss)	Ownership.....	100.000	MetLife, Inc.....	N	
0241	MetLife.....	00000..	13-3953333..	3166372			Natiloportem Holdings, LLC.....	DE.....	NIA.....	MetLife International Holdings, LLC.....	Ownership.....	100.000	MetLife, Inc.....	N	
0241	MetLife.....	00000..		3166402			Excelencia Operativa y Tecnologica, S.A. de C.V. (Mexico)	MEX.....	NIA.....	Natiloportem Holdings, LLC.....	Ownership.....	99.000	MetLife, Inc.....	N	
0241	MetLife.....	00000..		3166402			Excelencia Operativa y Tecnologica, S.A. de C.V. (Mexico)	MEX.....	NIA.....	MetLife Mexico Servicios, S.A. de C.V.....	Ownership.....	1.000	MetLife, Inc.....	N	
0241	MetLife.....	00000..		3373705			MLA Comercial, S.A. de C.V. (Mexico).....	MEX.....	NIA.....	Excelencia Operativa y Tecnologica, S.A. de C.V.	Ownership.....	99.000	MetLife, Inc.....	N	
0241	MetLife.....	00000..		3373705			MLA Comercial, S.A. de C.V. (Mexico).....	MEX.....	NIA.....	MetLife Mexico Servicios, S.A. de C.V.....	Ownership.....	1.000	MetLife, Inc.....	N	
0241	MetLife.....	00000..		3373714			MLA Servicios S.A. de C.V. (Mexico).....	MEX.....	NIA.....	Excelencia Operativa y Tecnologica, S.A. de C.V.	Ownership.....	99.000	MetLife, Inc.....	N	
0241	MetLife.....	00000..		3373714			MLA Servicios S.A. de C.V. (Mexico).....	MEX.....	NIA.....	MetLife Mexico Servicios, S.A. de C.V.....	Ownership.....	1.000	MetLife, Inc.....	N	
0241	MetLife.....	00000..		4240907			MM Global Operations Support Center, S.A. de C.V.	MEX.....	NIA.....	MetLife Global Holding Company II GmbH (Swiss)	Ownership.....	100.000	MetLife, Inc.....	N	

Q13.4

**SCHEDULE Y**

**PART 1A - DETAIL OF INSURANCE HOLDING COMPANY SYSTEM**

1	2	3	4	5	6	7	8	9	10	11	12	13	14	15	16
Group Code	Group Name	NAIC Company Code	ID Number	Federal RSSD	CIK	Name of Securities Exchange if Publicly Traded (U.S. or International)	Names of Parent, Subsidiaries or Affiliates	Domiciliary Location	Relationship to Reporting Entity	Directly Controlled by (Name of Entity/Person)	Type of Control (Ownership Board, Management Attorney-in-Fact, Influence, Other)	If Control is Ownership Provide Percentage	Ultimate Controlling Entity(ies)/Person(s)	Is an SCA Filing Required? (Y/N)	*
0241	MetLife.....	00000.....		4240907.....			MM Global Operations Support Center, S.A. de C.V.	MEX.....	NIA.....	MetLife Global Holding Company I GmbH (Swiss)	Ownership.....		MetLife, Inc.....	N	
0241	MetLife.....	00000.....		4254995.....			Fundacion MetLife Mexico, A.C.....	MEX.....	NIA.....	MM Global Operations Support Center, S.A. de C.V., S.A. de C.V.	Ownership.....	100.000	MetLife, Inc.....	N	
0241	MetLife.....	00000.....		3166318.....			Metropolitan Life Seguros e Previdencia Privada S.A. (Brazil)	BRA.....	IA.....	MetLife International Holdings, LLC.....	Ownership.....	66.662	MetLife, Inc.....	N	
0241	MetLife.....	00000.....		3166318.....			Metropolitan Life Seguros e Previdencia Privada S.A. (Brazil)	BRA.....	IA.....	MetLife Worldwide Holdings, LLC.....	Ownership.....	33.337	MetLife, Inc.....	N	
0241	MetLife.....	00000.....		3166318.....			Metropolitan Life Seguros e Previdencia Privada S.A. (Brazil)	BRA.....	IA.....	Natiloportem Holdings, LLC.....	Ownership.....	0.001	MetLife, Inc.....	N	
0241	MetLife.....	00000.....		4191616.....			MetLife Ireland Holdings One Limited.....	IRL.....	NIA.....	MetLife International Holdings, LLC.....	Ownership.....	100.000	MetLife, Inc.....	N	
0241	MetLife.....	00000.....		4189846.....			MetLife Global Holdings Corporation S.A. de C.V. (Mexico)	MEX.....	NIA.....	MetLife Ireland Holdings One Limited.....	Ownership.....	98.900	MetLife, Inc.....	N	
0241	MetLife.....	00000.....		4189846.....			MetLife Global Holdings Corporation S.A. de C.V. (Mexico)	MEX.....	NIA.....	MetLife International Limited, LLC.....	Ownership.....	1.100	MetLife, Inc.....	N	
0241	MetLife.....	00000.....	13-3047691..				Metropolitan Global Management, LLC.....	IRL.....	NIA.....	MetLife Global Holdings Corporation S.A. de C.V.	Ownership.....	99.700	MetLife, Inc.....	N	
0241	MetLife.....	00000.....	13-3047691..				Metropolitan Global Management, LLC.....	IRL.....	NIA.....	MetLife International Holdings, LLC.....	Ownership.....	0.300	MetLife, Inc.....	N	
0241	MetLife.....	00000.....	AA-2730030.	3165740.....			MetLife Mexico Holding S. de R.L. de C.V.....	MEX.....	IA.....	Metropolitan Global Management , LLC.....	Ownership.....	100.000	MetLife, Inc.....	N	
0241	MetLife.....	00000.....	AA-2730030.	3165740.....			MetLife Mexico Holding S. de R.L. de C.V.....	MEX.....	IA.....	Excelencia Operativa y Tecnologica, S.A. de C.V.	Ownership.....		MetLife, Inc.....	N	
0241	MetLife.....	00000.....	AA-2730030.	3165740.....			MetLife Mexico S.A.....	MEX.....	IA.....	Metropolitan Global Management , LLC.....	Ownership.....	99.050	MetLife, Inc.....	N	
0241	MetLife.....	00000.....	AA-2730030.	3165740.....			MetLife Mexico S.A.....	MEX.....	IA.....	MetLife International Holdings, LLC.....	Ownership.....	0.950	MetLife, Inc.....	N	
0241	MetLife.....	00000.....		4255291.....			MetLife Afore, S.A. de C.V. (Mexico).....	MEX.....	IA.....	MetLife Mexico S.A.....	Ownership.....	99.990	MetLife, Inc.....	N	
0241	MetLife.....	00000.....		4255291.....			MetLife Afore, S.A. de C.V. (Mexico).....	MEX.....	IA.....	MetLife Pensiones S.A.....	Ownership.....	0.010	MetLife, Inc.....	N	
0241	MetLife.....	00000.....		4241061.....			ML Capacitacion Comercial S.A. de C.V. (Mexico)	MEX.....	NIA.....	MetLife Mexico S.A.....	Ownership.....	99.000	MetLife, Inc.....	N	
0241	MetLife.....	00000.....		4241061.....			ML Capacitacion Comercial S.A. de C.V. (Mexico)	MEX.....	NIA.....	MetLife Mexico Servicios, S.A. de C.V.....	Ownership.....	1.000	MetLife, Inc.....	N	
0241	MetLife.....	00000.....		4255303.....			MetA SIEFORE Adicional, S.A. de C.V. (Mexico)	MEX.....	NIA.....	MetLife Afore, S.A. de C.V.....	Ownership.....	99.990	MetLife, Inc.....	N	
0241	MetLife.....	00000.....		4255303.....			MetA SIEFORE Adicional, S.A. de C.V. (Mexico)	MEX.....	NIA.....	MetLife Mexico S.A.....	Ownership.....	0.010	MetLife, Inc.....	N	
0241	MetLife.....	00000.....		4255415.....			Met1 SIEFORE, S.A. de C.V. (Mexico).....	MEX.....	NIA.....	MetLife Afore, S.A. de C.V.....	Ownership.....	99.990	MetLife, Inc.....	N	
0241	MetLife.....	00000.....		4255415.....			Met1 SIEFORE, S.A. de C.V. (Mexico).....	MEX.....	NIA.....	MetLife Mexico S.A.....	Ownership.....	0.010	MetLife, Inc.....	N	
0241	MetLife.....	00000.....		4255844.....			Met2 SIEFORE, S.A. de C.V. (Mexico).....	MEX.....	NIA.....	MetLife Afore, S.A. de C.V.....	Ownership.....	99.990	MetLife, Inc.....	N	
0241	MetLife.....	00000.....		4255844.....			Met2 SIEFORE, S.A. de C.V. (Mexico).....	MEX.....	NIA.....	MetLife Mexico S.A.....	Ownership.....	0.010	MetLife, Inc.....	N	

Q13.5

**SCHEDULE Y**

**PART 1A - DETAIL OF INSURANCE HOLDING COMPANY SYSTEM**

1	2	3	4	5	6	7	8	9	10	11	12	13	14	15	16
Group Code	Group Name	NAIC Company Code	ID Number	Federal RSSD	CIK	Name of Securities Exchange if Publicly Traded (U.S. or International)	Names of Parent, Subsidiaries or Affiliates	Domiciliary Location	Relationship to Reporting Entity	Directly Controlled by (Name of Entity/Person)	Type of Control (Ownership Board, Management Attorney-in-Fact, Influence, Other)	If Control is Ownership Provide Percentage	Ultimate Controlling Entity(ies)/Person(s)	Is an SCA Filing Required? (Y/N)	*
0241	MetLife.....	00000..		4255394			Met3 SIEFORE Basica, S.A. de C.V. (Mexico)..	MEX.....	NIA.....	MetLife Afore, S.A. de C.V.....	Ownership.....	99.990	MetLife, Inc.....	N	
0241	MetLife.....	00000..		4255394			Met3 SIEFORE Basica, S.A. de C.V. (Mexico)..	MEX.....	NIA.....	MetLife Mexico S.A.....	Ownership.....	0.010	MetLife, Inc.....	N	
0241	MetLife.....	00000..		4255385			Met4 SIEFORE, S.A. de C.V. (Mexico).....	MEX.....	NIA.....	MetLife Afore, S.A. de C.V.....	Ownership.....	99.990	MetLife, Inc.....	N	
0241	MetLife.....	00000..		4255385			Met4 SIEFORE, S.A. de C.V. (Mexico).....	MEX.....	NIA.....	MetLife Mexico S.A.....	Ownership.....	0.010	MetLife, Inc.....	N	
0241	MetLife.....	00000..		4255376			Met0 SIEFORE Adicional, S.A. de C.V. (Mexico)	MEX.....	NIA.....	MetLife Afore, S.A. de C.V.....	Ownership.....	99.990	MetLife, Inc.....	N	
0241	MetLife.....	00000..		4255376			Met0 SIEFORE Adicional, S.A. de C.V. (Mexico)	MEX.....	NIA.....	MetLife Mexico S.A.....	Ownership.....	0.010	MetLife, Inc.....	N	
0241	MetLife.....	00000..		3165795			MetLife Pensiones Mexico S.A.....	MEX.....	IA.....	Metropolitan Global Management , LLC.....	Ownership.....	97.513	MetLife, Inc.....	N	
0241	MetLife.....	00000..		3165795			MetLife Pensiones Mexico S.A.....	MEX.....	IA.....	MetLife International Holdings, LLC.....	Ownership.....	2.488	MetLife, Inc.....	N	
0241	MetLife.....	00000..		3267390			MetLife Mexico Servicios S.A. de C.V.....	MEX.....	NIA.....	Metropolitan Global Management , LLC.....	Ownership.....	98.000	MetLife, Inc.....	N	
0241	MetLife.....	00000..		3267390			MetLife Mexico Servicios S.A. de C.V.....	MEX.....	NIA.....	MetLife International Holdings, LLC.....	Ownership.....	2.000	MetLife, Inc.....	N	
0241	MetLife.....	00000..	AA-5420018.	3166288			MetLife Insurance Company of Korea, Limited..	KOR.....	IA.....	MetLife Mexico S.A.....	Ownership.....	14.640	MetLife, Inc.....	N	
0241	MetLife.....	00000..	AA-5420018.	3166288			MetLife Insurance Company of Korea, Limited..	KOR.....	IA.....	Metropolitan Global Management , LLC.....	Ownership.....	85.360	MetLife, Inc.....	N	
0241	MetLife.....	00000..					MetLife Financial Services, Co., Ltd. (South Korea)	KOR.....	NIA.....	MetLife Insurance Company of Korea, Limited	Ownership.....	100.000	MetLife, Inc.....	N	
0241	MetLife.....	00000..		4200880			MetLife Ireland Treasury d.a.c.....	IRL.....	NIA.....	MetLife Global Holdings Corporation S.A. de C.V.	Ownership.....	100.000	MetLife, Inc.....	N	
0241	MetLife.....	00000..	AA-1930041.	1173714			MetLife Insurance Limited (Australia).....	AUS.....	IA.....	MetLife Ireland Treasury d.a.c.....	Ownership.....	91.165	MetLife, Inc.....	N	
0241	MetLife.....	00000..	AA-1930041.	1173714			MetLife Insurance Limited (Australia).....	AUS.....	IA.....	MetLife Global Holdings Corporation S.A. de C.V.	Ownership.....	8.835	MetLife, Inc.....	N	
0241	MetLife.....	00000..					The Direct Call Center PTY Limited (Australia)..	AUS.....	NIA.....	MetLife Insurance Limited (Australia).....	Ownership.....	100.000	MetLife, Inc.....	N	
0241	MetLife.....	00000..		4239358			MetLife Investments PTY Limited (Australia)....	AUS.....	NIA.....	MetLife Insurance Limited (Australia).....	Ownership.....	100.000	MetLife, Inc.....	N	
0241	MetLife.....	00000..		4239367			MetLife Insurance and Investment Trust (Australia)	AUS.....	NIA.....	MetLife Investments PTY Limited.....	Ownership.....	100.000	MetLife, Inc.....	N	
0241	MetLife.....	00000..		1173732			MetLife General Insurance Limited (Australia)..	AUS.....	IA.....	MetLife Ireland Treasury d.a.c.....	Ownership.....	100.000	MetLife, Inc.....	N	
0241	MetLife.....	00000..					MetLife International Limited, LLC (DE).....	DE.....	NIA.....	MetLife International Holdings, LLC.....	Ownership.....	100.000	MetLife, Inc.....	N	
0241	MetLife.....	00000..					AmMetLife Insurance Berhad.....	MYS.....	IA.....	MetLife International Holdings, LLC.....	Ownership.....	50.000	MetLife, Inc.....	N	
0241	MetLife.....	00000..					MAXIS GBN S.A.S. ....	FRA.....	NIA.....	MetLife International Holdings, LLC.....	Ownership.....	50.000	MetLife, Inc.....	N	
0241	MetLife.....	00000..	AA-5480033.				AmMetLife Takaful Berhad.....	MYS.....	IA.....	MetLife International Holdings, LLC.....	Ownership.....	50.000	MetLife, Inc.....	N	
0241	MetLife.....	00000..					MetLife Asia Limited (Hong Kong).....	HKG.....	NIA.....	MetLife International Holdings, LLC.....	Ownership.....	100.000	MetLife, Inc.....	N	
0241	MetLife.....	00000..		3166309			Metropolitan Life Insurance Company of Hong Kong Limited	HKG.....	IA.....	MetLife International Holdings, LLC.....	Ownership.....	99.999	MetLife, Inc.....	N	
0241	MetLife.....	00000..		3166309			Metropolitan Life Insurance Company of Hong Kong Limited	HKG.....	IA.....	Natiloportem Holdings, LLC.....	Ownership.....	0.001	MetLife, Inc.....	N	
0241	MetLife.....	00000..		4195913			MetLife Planos Odontologicos Ltda. (Brazil)....	BRA.....	IA.....	MetLife International Holdings, LLC.....	Ownership.....	99.999	MetLife, Inc.....	N	

Q13.6

**SCHEDULE Y**

**PART 1A - DETAIL OF INSURANCE HOLDING COMPANY SYSTEM**

1	2	3	4	5	6	7	8	9	10	11	12	13	14	15	16
Group Code	Group Name	NAIC Company Code	ID Number	Federal RSSD	CIK	Name of Securities Exchange if Publicly Traded (U.S. or International)	Names of Parent, Subsidiaries or Affiliates	Domiciliary Location	Relationship to Reporting Entity	Directly Controlled by (Name of Entity/Person)	Type of Control (Ownership Board, Management Attorney-in-Fact, Influence, Other)	If Control is Ownership Provide Percentage	Ultimate Controlling Entity(ies)/Person(s)	Is an SCA Filing Required? (Y/N)	*
0241	MetLife.....	00000..		4195913			MetLife Planos Odontologicos Ltda. (Brazil).....	BRA.....	IA.....	Natiloportem Holdings, LLC.....	Ownership.....	0.001	MetLife, Inc.....	N	
0241	MetLife.....	00000..	20-5894439..	3373639			MetLife Global, Inc.....	DE.....	NIA.....	MetLife, Inc.....	Ownership.....	100.000	MetLife, Inc.....	N	
0241	MetLife.....	00000..		4189837			Inversiones MetLife Holdco Dos Limitada (Chile)	CHL.....	NIA.....	MetLife International Holdings, LLC.....	Ownership.....	0.001	MetLife, Inc.....	N	
0241	MetLife.....	00000..		4189837			Inversiones MetLife Holdco Dos Limitada (Chile)	CHL.....	NIA.....	Natiloportem Holdings, LLC.....	Ownership.....		MetLife, Inc.....	N	
0241	MetLife.....	00000..		4189837			Inversiones MetLife Holdco Dos Limitada (Chile)	CHL.....	NIA.....	MetLife, Inc.....	Ownership.....	99.999	MetLife, Inc.....	N	
0241	MetLife.....	00000..	AA-2130012..	1641857			MetLife Seguros S.A. (Argentina).....	ARG.....	IA.....	MetLife International Holdings, LLC.....	Ownership.....	95.524	MetLife, Inc.....	N	
0241	MetLife.....	00000..	AA-2130012..	1641857			MetLife Seguros S.A. (Argentina).....	ARG.....	IA.....	Natiloportem Holdings, LLC.....	Ownership.....	2.675	MetLife, Inc.....	N	
0241	MetLife.....	00000..	AA-2130012..	4251145			MetLife Seguros S.A. (Argentina).....	ARG.....	IA.....	International Technical and Advisory Services Limited (USA-Delaware)	Ownership.....	1.801	MetLife, Inc.....	N	
0241	MetLife.....	00000..		2327738			Compania Inversora MetLife S.A. (Argentina).....	ARG.....	NIA.....	MetLife International Holdings, LLC.....	Ownership.....	95.460	MetLife, Inc.....	N	
0241	MetLife.....	00000..		2327738			Compania Inversora MetLife S.A. (Argentina).....	ARG.....	NIA.....	Natiloportem Holdings, LLC.....	Ownership.....	4.540	MetLife, Inc.....	N	
0241	MetLife.....	00000..		4247296			MetLife Servicios S.A. (Argentina).....	ARG.....	NIA.....	Compania Inversora MetLife S.A.....	Ownership.....	18.870	MetLife, Inc.....	N	
0241	MetLife.....	00000..		4247296			MetLife Servicios S.A. (Argentina).....	ARG.....	NIA.....	MetLife Seguros S.A.....	Ownership.....	79.880	MetLife, Inc.....	N	
0241	MetLife.....	00000..		4247296			MetLife Servicios S.A. (Argentina).....	ARG.....	NIA.....	Natiloportem Holdings, LLC.....	Ownership.....	0.990	MetLife, Inc.....	N	
0241	MetLife.....	00000..		4247296			MetLife Servicios S.A. (Argentina).....	ARG.....	NIA.....	MetLife Seguros de Retiro S.A.....	Ownership.....	0.260	MetLife, Inc.....	N	
0241	MetLife.....	00000..	06-1597037..	2985727			MetLife Worldwide Holdings, LLC.....	DE.....	NIA.....	MetLife International Holdings, LLC.....	Ownership.....	100.000	MetLife, Inc.....	N	
0241	MetLife.....	00000..	AA-5324104..	3144558			MetLife Limited (Hong Kong).....	HKG.....	IA.....	MetLife Worldwide Holdings, LLC.....	Ownership.....	100.000	MetLife, Inc.....	N	
0241	MetLife.....	00000..					BIDV MetLife Life Insurance Limited Liability Company	VNM.....	IA.....	MetLife Limited (Hong Kong).....	Ownership.....	60.000	MetLife, Inc.....	N	
0241	MetLife.....	00000..		2704610			Best Market S.A. (Argentina).....	ARG.....	NIA.....	MetLife International Holdings, LLC.....	Ownership.....	95.000	MetLife, Inc.....	N	
0241	MetLife.....	00000..		2704610			Best Market S.A. (Argentina).....	ARG.....	NIA.....	Natiloportem Holdings, LLC.....	Ownership.....	5.000	MetLife, Inc.....	N	
0241	MetLife.....	00000..	AA-5344102..	3166411			PNB MetLife India Insurance Company Limited.	IND.....	IA.....	MetLife International Holdings, LLC.....	Ownership.....	26.000	MetLife, Inc.....	N	
0241	MetLife.....	00000..	AA-2130046..	1388303			MetLife Seguros de Retiro S.A. (Argentina).....	ARG.....	IA.....	MetLife International Holdings, LLC.....	Ownership.....	96.890	MetLife, Inc.....	N	
0241	MetLife.....	00000..	AA-2130046..	1388303			MetLife Seguros de Retiro S.A. (Argentina).....	ARG.....	IA.....	Natiloportem Holdings, LLC.....	Ownership.....	3.110	MetLife, Inc.....	N	
0241	MetLife.....	00000..	AA-2130046..	4321758			MetLife Seguros de Retiro S.A. (Argentina).....	ARG.....	IA.....	International Technical and Advisory Services Limited (USA-Delaware)	Ownership.....		MetLife, Inc.....	N	
0241	MetLife.....	00000..		3373648			MetLife Administradora de Fondos Multipatrocinados Ltda. (Brazil)	BRA.....	NIA.....	MetLife International Holdings, LLC.....	Ownership.....	100.000	MetLife, Inc.....	N	
0241	MetLife.....	00000..		3373648			MetLife Administradora de Fondos Multipatrocinados Ltda. (Brazil)	BRA.....	NIA.....	Natiloportem Holdings, LLC.....	Ownership.....		MetLife, Inc.....	N	
0241	MetLife.....	26298..	13-2725441..	3219728			Metropolitan Property and Casualty Insurance Company	RI.....	IA.....	MetLife, Inc.....	Ownership.....	100.000	MetLife, Inc.....	Y	
0241	MetLife.....	39950..	22-2342710..				Metropolitan General Insurance Company.....	RI.....	IA.....	Metropolitan Property and Casualty Insurance Company	Ownership.....	100.000	MetLife, Inc.....	N	

Q13.7

**SCHEDULE Y**

**PART 1A - DETAIL OF INSURANCE HOLDING COMPANY SYSTEM**

1	2	3	4	5	6	7	8	9	10	11	12	13	14	15	16
Group Code	Group Name	NAIC Company Code	ID Number	Federal RSSD	CIK	Name of Securities Exchange if Publicly Traded (U.S. or International)	Names of Parent, Subsidiaries or Affiliates	Domiciliary Location	Relationship to Reporting Entity	Directly Controlled by (Name of Entity/Person)	Type of Control (Ownership Board, Management Attorney-in-Fact, Influence, Other)	If Control is Ownership Provide Percentage	Ultimate Controlling Entity(ies)/Person(s)	Is an SCA Filing Required? (Y/N)	*
0241	MetLife.....	40169..	05-0393243..				Metropolitan Casualty Insurance Company.....	RI.....	IA.....	Metropolitan Property and Casualty Insurance Company	Ownership.....	100.000	MetLife, Inc.....	N	
0241	MetLife.....	25321..	23-1903575..				Metropolitan Direct Property and Casualty Insurance Company	RI.....	IA.....	Metropolitan Property and Casualty Insurance Company	Ownership.....	100.000	MetLife, Inc.....	N	
0241	MetLife.....	22926..	36-1022580..				Economy Fire & Casualty Company.....	IL.....	IA.....	Metropolitan Property and Casualty Insurance Company	Ownership.....	100.000	MetLife, Inc.....	N	
0241	MetLife.....	38067..	36-3027848..				Economy Preferred Insurance Company.....	IL.....	IA.....	Economy Fire & Casualty Company.....	Ownership.....	100.000	MetLife, Inc.....	N	
0241	MetLife.....	40649..	36-3105737..				Economy Premier Assurance Company.....	IL.....	IA.....	Economy Fire & Casualty Company.....	Ownership.....	100.000	MetLife, Inc.....	N	
0241	MetLife.....	00000..	95-3003951..				MetLife Auto & Home Insurance Agency, Inc....	RI.....	IA.....	Metropolitan Property and Casualty Insurance Company	Ownership.....	100.000	MetLife, Inc.....	N	
0241	MetLife.....	34339..	13-2915260..				Metropolitan Group Property and Casualty Insurance Company	RI.....	IA.....	Metropolitan Property and Casualty Insurance Company	Ownership.....	100.000	MetLife, Inc.....	N	
0241	MetLife.....	00000..	05-0476998..				Metropolitan Lloyds, Inc.....	TX.....	NIA.....	Metropolitan Property and Casualty Insurance Company	Ownership.....	100.000	MetLife, Inc.....	Y	
0241	MetLife.....	13938..	75-2483187..				Metropolitan Lloyds Insurance Company of Texas	TX.....	IA.....	Metropolitan Lloyds, Inc.....	Attorney-in-fact.....		MetLife, Inc.....	N	
0241	MetLife.....	87726..	06-0566090..	1546103	733076		Brighthouse Life Insurance Company .....	DE.....	IA.....	MetLife, Inc.....	Ownership.....	100.000	MetLife, Inc.....	Y	
0241	MetLife.....	00000..	47-4161401..				ML 1065 Hotel, LLC.....	DE.....	NIA.....	Brighthouse Life Insurance Company .....	Ownership.....	100.000	MetLife, Inc.....	N	
0241	MetLife.....	00000..					Brighthouse Renewables Holding, LLC.....	DE.....	NIA.....	Brighthouse Life Insurance Company .....	Ownership.....	100.000	MetLife, Inc.....	N	
0241	MetLife.....	00000..					Greater Sandhill I, LLC.....	DE.....	NIA.....	Brighthouse Renewables Holding, LLC.....	Ownership.....	100.000	MetLife, Inc.....	N	
0241	MetLife.....	00000..	01-0893117..				Brighthouse Connecticut Properties Ventures, LLC	DE.....	NIA.....	Brighthouse Life Insurance Company .....	Ownership.....	100.000	MetLife, Inc.....	N	
0241	MetLife.....	00000..	06-1576470..				One Financial Place Corporation.....	DE.....	NIA.....	Brighthouse Life Insurance Company .....	Ownership.....	100.000	MetLife, Inc.....	N	
0241	MetLife.....	00000..					Sino-US United MetLife Insurance Co. Ltd.....	CHN.....	IA.....	Metropolitan Life Insurance Company.....	Ownership.....	50.000	MetLife, Inc.....	N	
0241	MetLife.....	00000..					Euro T1 Investments LLC.....	DE.....	NIA.....	Brighthouse Life Insurance Company .....	Ownership.....	100.000	MetLife, Inc.....	N	
0241	MetLife.....	00000..	46-3156033..		937869		Brighthouse Assignment Company.....	CT.....	NIA.....	Brighthouse Life Insurance Company .....	Ownership.....	100.000	MetLife, Inc.....	N	
0241	MetLife.....	00000..	26-0224429..				Daniel/Brighthouse Midtown Limited Liability Company	DE.....	NIA.....	Brighthouse Life Insurance Company .....	Ownership.....	100.000	MetLife, Inc.....	N	
0241	MetLife.....	00000..	26-0301826..				1075 Peachtree, LLC.....	DE.....	NIA.....	Daniel/Brighthouse Midtown Limited Liability Company	Ownership.....	100.000	MetLife, Inc.....	N	
0241	MetLife.....	00000..	27-0227067..				TLA Holdings II LLC.....	DE.....	NIA.....	Brighthouse Life Insurance Company .....	Ownership.....	100.000	MetLife, Inc.....	N	
0241	MetLife.....	00000..	27-1320082..				TLA Holdings III LLC.....	DE.....	NIA.....	Brighthouse Life Insurance Company .....	Ownership.....	100.000	MetLife, Inc.....	N	
0241	MetLife.....	00000..					TIC European Real Estate LP, LLC.....	DE.....	NIA.....	Brighthouse Life Insurance Company .....	Ownership.....	100.000	MetLife, Inc.....	N	
0241	MetLife.....	00000..	74-3261395..				TLA Holdings LLC.....	DE.....	NIA.....	Brighthouse Life Insurance Company .....	Ownership.....	100.000	MetLife, Inc.....	N	
0241	MetLife.....	00000..	51-0099394..				The Prospect Company.....	DE.....	NIA.....	TLA Holdings LLC.....	Ownership.....	100.000	MetLife, Inc.....	N	
0241	MetLife.....	16073..	81-4750360..				Brighthouse Reinsurance Company of Delaware (DE)	DE.....	IA.....	Brighthouse Life Insurance Company .....	Ownership.....	100.000	MetLife, Inc.....	N	

Q13.8

**SCHEDULE Y**

**PART 1A - DETAIL OF INSURANCE HOLDING COMPANY SYSTEM**

1	2	3	4	5	6	7	8	9	10	11	12	13	14	15	16
Group Code	Group Name	NAIC Company Code	ID Number	Federal RSSD	CIK	Name of Securities Exchange if Publicly Traded (U.S. or International)	Names of Parent, Subsidiaries or Affiliates	Domiciliary Location	Relationship to Reporting Entity	Directly Controlled by (Name of Entity/Person)	Type of Control (Ownership Board, Management Attorney-in-Fact, Influence, Other)	If Control is Ownership Provide Percentage	Ultimate Controlling Entity(ies)/Person(s)	Is an SCA Filing Required? (Y/N)	*
0241	MetLife.....	00000..					Euro TL Investments LLC.....	DE.....	NIA.....	Brighthouse Life Insurance Company .....	Ownership.....	100.000	MetLife, Inc.....	N	
0241	MetLife.....	00000..	13-4153151..				MetLife Canadian Property Ventures LLC.....	NY.....	NIA.....	Brighthouse Life Insurance Company .....	Ownership.....	100.000	MetLife, Inc.....	N	
0241	MetLife.....	00000..					MetLife Property Ventures Canada ULC.....	CAN.....	NIA.....	Brighthouse Life Insurance Company .....	Ownership.....	100.000	MetLife, Inc.....	N	
0241	MetLife.....	97136..	13-3114906..	3219773			Metropolitan Tower Life Insurance Company.....	DE.....	IA.....	MetLife, Inc.....	Ownership.....	100.000	MetLife, Inc.....	N	
0241	MetLife.....	00000..					EntreCap Real Estate II, LLC.....	DE.....	NIA.....	Metropolitan Tower Life Insurance Company...	Ownership.....	100.000	MetLife, Inc.....	N	
0241	MetLife.....	00000..					PREFCO Dix-Huit LLC.....	CT.....	NIA.....	EntreCap Real Estate II, LLC.....	Ownership.....	100.000	MetLife, Inc.....	N	
0241	MetLife.....	00000..					PREFCO X Holdings LLC.....	CT.....	NIA.....	EntreCap Real Estate II, LLC.....	Ownership.....	100.000	MetLife, Inc.....	N	
0241	MetLife.....	00000..					PREFCO Ten Limited Partnership.....	CT.....	NIA.....	EntreCap Real Estate II, LLC.....	Ownership.....	99.900	MetLife, Inc.....	N	
0241	MetLife.....	00000..					PREFCO Ten Limited Partnership.....	CT.....	NIA.....	PREFCO X Holdings LLC.....	Ownership.....	0.100	MetLife, Inc.....	N	
0241	MetLife.....	00000..					PREFCO Vingt LLC.....	CT.....	NIA.....	EntreCap Real Estate II, LLC.....	Ownership.....	100.000	MetLife, Inc.....	N	
0241	MetLife.....	00000..					PREFCO Twenty Limited Partnership.....	CT.....	NIA.....	EntreCap Real Estate II, LLC.....	Ownership.....	99.000	MetLife, Inc.....	N	
0241	MetLife.....	00000..					PREFCO Twenty Limited Partnership.....	CT.....	NIA.....	PREFCO Vingt LLC.....	Ownership.....	1.000	MetLife, Inc.....	N	
0241	MetLife.....	00000..					Plaza Drive Properties, LLC.....	DE.....	NIA.....	Metropolitan Tower Life Insurance Company...	Ownership.....	100.000	MetLife, Inc.....	N	
0241	MetLife.....	00000..					MTL Leasing, LLC.....	DE.....	NIA.....	Metropolitan Tower Life Insurance Company...	Ownership.....	100.000	MetLife, Inc.....	N	
0241	MetLife.....	00000..					PREFCO IX Realty LLC.....	CT.....	NIA.....	MTL Leasing, LLC.....	Ownership.....	100.000	MetLife, Inc.....	N	
0241	MetLife.....	00000..					PREFCO XIV Holdings LLC.....	CT.....	NIA.....	MTL Leasing, LLC.....	Ownership.....	100.000	MetLife, Inc.....	N	
0241	MetLife.....	00000..					PREFCO Fourteen Limited Partnership.....	CT.....	NIA.....	MTL Leasing, LLC.....	Ownership.....	99.900	MetLife, Inc.....	N	
0241	MetLife.....	00000..					PREFCO Fourteen Limited Partnership.....	CT.....	NIA.....	PREFCO XIV Holdings LLC.....	Ownership.....	0.100	MetLife, Inc.....	N	
0241	MetLife.....	00000..					1320 Venture LLC.....	DE.....	NIA.....	MTL Leasing, LLC.....	Ownership.....	100.000	MetLife, Inc.....	N	
0241	MetLife.....	00000..	13-3114906..				1320 GP LLC.....	DE.....	NIA.....	MTL Leasing, LLC.....	Ownership.....	100.000	MetLife, Inc.....	N	
0241	MetLife.....	00000..	38-3846857..				1320 Owner LP.....	DE.....	NIA.....	1320 Venture LLC.....	Ownership.....	99.900	MetLife, Inc.....	N	
0241	MetLife.....	00000..	38-3846857..				1320 Owner LP.....	DE.....	NIA.....	1320 GP LLC.....	Ownership.....	0.100	MetLife, Inc.....	N	
0241	MetLife.....	00000..			3077272		MetLife Chile Inversiones Limitada.....	CHL.....	NIA.....	MetLife, Inc.....	Ownership.....	72.351	MetLife, Inc.....	N	
0241	MetLife.....	00000..			3077272		MetLife Chile Inversiones Limitada.....	CHL.....	NIA.....	Inversiones MetLife Holdco Dos Limitada.....	Ownership.....	2.767	MetLife, Inc.....	N	
0241	MetLife.....	00000..			3077272		MetLife Chile Inversiones Limitada.....	CHL.....	NIA.....	Natiloportem Holdings, LLC.....	Ownership.....		MetLife, Inc.....	N	
0241	MetLife.....	00000..			3077272		MetLife Chile Inversiones Limitada.....	CHL.....	NIA.....	American Life Insurance Company.....	Ownership.....	24.882	MetLife, Inc.....	N	
0241	MetLife.....	00000..	AA-2280000..		3179774		MetLife Chile Seguros de Vida S.A.....	CHL.....	IA.....	MetLife Chile Inversiones Limitada.....	Ownership.....	99.997	MetLife, Inc.....	N	
0241	MetLife.....	00000..	AA-2280000..		3179774		MetLife Chile Seguros de Vida S.A.....	CHL.....	IA.....	International Technical and Advisory Services Limited (USA-Delaware)	Ownership.....	0.003	MetLife, Inc.....	N	
0241	MetLife.....	00000..					Inversiones MetLife Holdco Tres Limitada (Chile)	CHL.....	NIA.....	MetLife Chile Inversiones Limitada.....	Ownership.....	97.130	MetLife, Inc.....	N	
0241	MetLife.....	00000..					Inversiones MetLife Holdco Tres Limitada (Chile)	CHL.....	NIA.....	Inversiones MetLife Holdco Dos Limitada.....	Ownership.....	2.870	MetLife, Inc.....	N	
0241	MetLife.....	00000..					AFP Provida S.A. (Chile) .....	CHL.....	NIA.....	MetLife Chile Inversiones Limitada.....	Ownership.....	10.922	MetLife, Inc.....	N	
0241	MetLife.....	00000..					AFP Provida S.A. (Chile) .....	CHL.....	NIA.....	Inversiones MetLife Holdco Tres Limitada.....	Ownership.....	42.382	MetLife, Inc.....	N	
0241	MetLife.....	00000..					AFP Provida S.A. (Chile) .....	CHL.....	NIA.....	Inversiones MetLife Holdco Dos Limitada.....	Ownership.....	42.382	MetLife, Inc.....	N	

Q13.9

**SCHEDULE Y**

**PART 1A - DETAIL OF INSURANCE HOLDING COMPANY SYSTEM**

1	2	3	4	5	6	7	8	9	10	11	12	13	14	15	16
Group Code	Group Name	NAIC Company Code	ID Number	Federal RSSD	CIK	Name of Securities Exchange if Publicly Traded (U.S. or International)	Names of Parent, Subsidiaries or Affiliates	Domiciliary Location	Relationship to Reporting Entity	Directly Controlled by (Name of Entity/Person)	Type of Control (Ownership Board, Management Attorney-in-Fact, Influence, Other)	If Control is Ownership Provide Percentage	Ultimate Controlling Entity(ies)/Person(s)	Is an SCA Filing Required? (Y/N)	*
0241	MetLife.....	00000..		4255282			MetLife Chile Administradora de Mutuos Hipotecarios S.A.	CHL.....	NIA.....	MetLife Chile Seguros de Vida S.A.....	Ownership.....	99.900	MetLife, Inc.....	N	
0241	MetLife.....	00000..		4255282			MetLife Chile Administradora de Mutuos Hipotecarios S.A.	CHL.....	NIA.....	MetLife Chile Inversiones Limitada.....	Ownership.....	0.100	MetLife, Inc.....	N	
0241	MetLife.....	00000..		4255086			Legal Chile S.A. (Chile).....	CHL.....	NIA.....	MetLife Chile Inversiones Limitada.....	Ownership.....	51.000	MetLife, Inc.....	N	
0241	MetLife.....	00000..		4255095			Legagroup S.A. (Chile).....	CHL.....	NIA.....	Legal Chile S.A. (Chile).....	Ownership.....	99.000	MetLife, Inc.....	N	
0241	MetLife.....	00000..					Provida Internacional S.A. (Chile).....	CHL.....	NIA.....	AFP Provida S.A.....	Ownership.....	99.990	MetLife, Inc.....	N	
0241	MetLife.....	00000..					Provida Internacional S.A. (Chile).....	CHL.....	NIA.....	MetLife Chile Inversiones Limitada.....	Ownership.....	0.010	MetLife, Inc.....	N	
0241	MetLife.....	00000..					AFP Genesis Administradora de Fondos y Fidecomisos S.A. (Ecuador)	ECU.....	NIA.....	Provida Internacional S.A.....	Ownership.....	99.900	MetLife, Inc.....	N	
0241	MetLife.....	00000..					AFP Genesis Administradora de Fondos y Fidecomisos S.A. (Ecuador)	ECU.....	NIA.....	AFP Provida S.A.....	Ownership.....	0.100	MetLife, Inc.....	N	
0241	MetLife.....	00000..					MetLife Chile Seguros Generales S.A. (Chile).....	CHL.....	IA.....	MetLife Chile Inversiones Limitada.....	Ownership.....	99.980	MetLife, Inc.....	N	
0241	MetLife.....	00000..					MetLife Chile Seguros Generales S.A. (Chile).....	CHL.....	IA.....	Inversiones MetLife Holdco Dos Limitada.....	Ownership.....	0.020	MetLife, Inc.....	N	
0241	MetLife.....	00000..	52-1528581..	3921834	727303		SafeGuard Health Enterprises, Inc.	DE.....	NIA.....	MetLife, Inc.....	Ownership.....	100.000	MetLife, Inc.....	N	
0241	MetLife.....	95747..	93-0864866..		6324		SafeGuard Health Plans, Inc. (NV)	NV.....	NIA.....	SafeGuard Health Enterprises, Inc.....	Ownership.....	100.000	MetLife, Inc.....	N	
0241	MetLife.....	14170..	33-0733552..		6324		MetLife Health Plans, Inc.....	NJ.....	NIA.....	SafeGuard Health Enterprises, Inc.....	Ownership.....	100.000	MetLife, Inc.....	N	
0241	MetLife.....	00000..	95-2879515..		6324		SafeGuard Health Plans, Inc. (CA)	CA.....	NIA.....	SafeGuard Health Enterprises, Inc.....	Ownership.....	100.000	MetLife, Inc.....	N	
0241	MetLife.....	79014..	33-0515751..		6324		SafeHealth Life Insurance Company.....	CA.....	NIA.....	SafeGuard Health Enterprises, Inc.....	Ownership.....	100.000	MetLife, Inc.....	N	
0241	MetLife.....	52009..	65-0073323..		6324		SafeGuard Health Plans, Inc. (FL)	FL.....	NIA.....	SafeGuard Health Enterprises, Inc.....	Ownership.....	100.000	MetLife, Inc.....	N	
0241	MetLife.....	95051..	75-2046497..		6324		SafeGuard Health Plans, Inc. (TX)	TX.....	NIA.....	SafeGuard Health Enterprises, Inc.....	Ownership.....	100.000	MetLife, Inc.....	N	
0241	MetLife.....	00000..	98-1099650..				MetLife Global Benefits, Ltd.....	CYM.....	NIA.....	MetLife, Inc.....	Ownership.....	100.000	MetLife, Inc.....	N	
0241	MetLife.....	00000..	36-3665871..	3165900			Cova Life Management Company.....	DE.....	NIA.....	MetLife, Inc.....	Ownership.....	100.000	MetLife, Inc.....	N	
0241	MetLife.....	00000..		3817825			MetLife Services and Solutions, LLC.....	DE.....	NIA.....	MetLife, Inc.....	Ownership.....	100.000	MetLife, Inc.....	N	
0241	MetLife.....	00000..		3818523			MetLife Solutions Pte. Ltd.....	SGP.....	NIA.....	MetLife Services and Solutions, LLC.....	Ownership.....	100.000	MetLife, Inc.....	N	
0241	MetLife.....	00000..	98-0613376..	3818550			MetLife Global Operations Support Center Private Limited	IND.....	NIA.....	MetLife Solutions Pte. Ltd.....	Ownership.....	100.000	MetLife, Inc.....	N	
0241	MetLife.....	00000..	98-0613376..	3818550			MetLife Global Operations Support Center Private Limited	IND.....	NIA.....	Natiloportem Holdings, LLC.....	Ownership.....		MetLife, Inc.....	N	
0241	MetLife.....	00000..		3818541			MetLife Services East Private Limited.....	IND.....	NIA.....	MetLife Solutions Pte. Ltd.....	Ownership.....	100.000	MetLife, Inc.....	N	
0241	MetLife.....	00000..	22-3805708..	3302488			Newbury Insurance Company, Limited.....	DE.....	IA.....	MetLife, Inc.....	Ownership.....	100.000	MetLife, Inc.....	N	
0241	MetLife.....	60992..	13-3690700..	3302479	1167609		Brighthouse Life Insurance Company of NY.....	NY.....	IA.....	MetLife, Inc.....	Ownership.....	100.000	MetLife, Inc.....	N	
0241	MetLife.....	00000..	13-3179826..	3219782			Enterprise General Insurance Agency, Inc.....	DE.....	IA.....	MetLife, Inc.....	Ownership.....	100.000	MetLife, Inc.....	N	
0241	MetLife.....	12232..	20-1452630..	3320080			MetLife Reinsurance Company of South Carolina	SC.....	IA.....	MetLife, Inc.....	Ownership.....	100.000	MetLife, Inc.....	N	
0241	MetLife.....	13626..	20-5819518..	3921870			MetLife Reinsurance Company of Charleston.....	SC.....	IA.....	MetLife, Inc.....	Ownership.....	100.000	MetLife, Inc.....	N	
0241	MetLife.....	14911..	36-4741040..				MetLife Reinsurance Company of Delaware (DE)	DE.....	IA.....	MetLife, Inc.....	Ownership.....	100.000	MetLife, Inc.....	N	

Q13.10



**SCHEDULE Y**

**PART 1A - DETAIL OF INSURANCE HOLDING COMPANY SYSTEM**

1	2	3	4	5	6	7	8	9	10	11	12	13	14	15	16
Group Code	Group Name	NAIC Company Code	ID Number	Federal RSSD	CIK	Name of Securities Exchange if Publicly Traded (U.S. or International)	Names of Parent, Subsidiaries or Affiliates	Domiciliary Location	Relationship to Reporting Entity	Directly Controlled by (Name of Entity/Person)	Type of Control (Ownership Board, Management Attorney-in-Fact, Influence, Other)	If Control is Ownership Provide Percentage	Ultimate Controlling Entity(ies)/Person(s)	Is an SCA Filing Required? (Y/N)	*
0241	MetLife.....	00000..	26-6122204..	4254959			MetLife Capital Trust IV.....	DE.....	NIA.....	MetLife, Inc.....	Ownership.....	100.000	MetLife, Inc.....	N	
0241	MetLife.....	00000..	26-6288172..	3921843			MetLife Capital Trust X.....	DE.....	NIA.....	MetLife, Inc.....	Ownership.....	100.000	MetLife, Inc.....	N	
0241	MetLife.....	00000..	27-0858844..	4278786			MetLife Home Loans LLC.....	DE.....	NIA.....	MetLife, Inc.....	Ownership.....	100.000	MetLife, Inc.....	N	
0241	MetLife.....	00000..	75-2417735..	2602211			Federal Flood Certification LLC.....	TX.....	NIA.....	MetLife, Inc.....	Ownership.....	100.000	MetLife, Inc.....	N	
0241	MetLife.....	00000..	55-0790010..	3165807			MetLife Group, Inc.....	NY.....	NIA.....	MetLife, Inc.....	Ownership.....	100.000	MetLife, Inc.....	N	
0241	MetLife.....	00000..		4242086			MetLife Standby I, LLC.....	DE.....	NIA.....	MetLife, Inc.....	Ownership.....	100.000	MetLife, Inc.....	N	
0241	MetLife.....	00000..		3576355			MetLife Investment Advisors, LLC.....	DE.....	NIA.....	MetLife, Inc.....	Ownership.....	100.000	MetLife, Inc.....	N	
0241	MetLife.....	00000..	20-4607161..				MetLife European Holdings, LLC.....	DE.....	NIA.....	MetLife, Inc.....	Ownership.....	100.000	MetLife, Inc.....	N	
0241	MetLife.....	00000..					MetLife Core Property Fund GP, LLC.....	DE.....	NIA.....	MetLife Investment Advisors, LLC.....	Ownership.....	100.000	MetLife, Inc.....	N	
0241	MetLife.....	00000..	80-0946518..				MetLife Core Property Fund, LP.....	DE.....	NIA.....	Metropolitan Life Insurance Company.....	Ownership.....	20.060	MetLife, Inc.....	N	
0241	MetLife.....	00000..	80-0946518..				MetLife Core Property Fund, LP.....	DE.....	NIA.....	Metropolitan Life Insurance Company (on behalf of Sep Acct 746)	Ownership.....	3.240	MetLife, Inc.....	N	
0241	MetLife.....	00000..	80-0946518..				MetLife Core Property Fund, LP.....	DE.....	NIA.....	MetLife Insurance Company of Korea, Limited	Ownership.....	2.910	MetLife, Inc.....	N	
0241	MetLife.....	00000..	80-0946518..				MetLife Core Property Fund, LP.....	DE.....	NIA.....	General American Life Insurance Company...	Ownership.....	0.070	MetLife, Inc.....	N	
0241	MetLife.....	00000..	80-0946518..				MetLife Core Property Fund, LP.....	DE.....	NIA.....	Brighthouse Life Insurance Company.....	Ownership.....	0.140	MetLife, Inc.....	N	
0241	MetLife.....	00000..	80-0947139..				MetLife Core Property REIT, LLC.....	DE.....	NIA.....	MetLife Core Property Fund, LP.....	Ownership.....	100.000	MetLife, Inc.....	N	
0241	MetLife.....	00000..	46-3934926..				MetLife Core Property Holdings, LLC.....	DE.....	NIA.....	MetLife Core Property REIT, LLC.....	Ownership.....	100.000	MetLife, Inc.....	N	
0241	MetLife.....	00000..					MCP Property Management LLC (DE).....	DE.....	NIA.....	MetLife Core Property Holdings, LLC.....	Ownership.....	100.000	MetLife, Inc.....	N	
0241	MetLife.....	00000..	13-4075851..				MetLife Commercial Mortgage Income Fund GP, LLC.....	DE.....	NIA.....	MetLife Investment Advisors, LLC.....	Ownership.....	100.000	MetLife, Inc.....	N	
0241	MetLife.....	00000..	47-2630137..				MetLife Commercial Mortgage Income Fund LP.....	DE.....	NIA.....	Metropolitan Life Insurance Company.....	Ownership.....	29.660	MetLife, Inc.....	N	
0241	MetLife.....	00000..	47-2630137..				MetLife Commercial Mortgage Income Fund LP.....	DE.....	NIA.....	Brighthouse Life Insurance Company.....	Ownership.....	9.890	MetLife, Inc.....	N	
0241	MetLife.....	00000..	47-2630137..				MetLife Commercial Mortgage Income Fund LP.....	DE.....	NIA.....	MetLife Insurance Company of Korea, Limited	Ownership.....	5.270	MetLife, Inc.....	N	
0241	MetLife.....	00000..	47-2630137..				MetLife Commercial Mortgage Income Fund LP.....	DE.....	NIA.....	MetLife Limited.....	Ownership.....	3.580	MetLife, Inc.....	N	
0241	MetLife.....	00000..	47-2630137..				MetLife Commercial Mortgage Income Fund LP.....	DE.....	NIA.....	Metropolitan Life Insurance Company of Hong Kong Limited	Ownership.....	0.720	MetLife, Inc.....	N	
0241	MetLife.....	00000..	47-2688528..				MetLife Commercial Mortgage REIT, LLC.....	DE.....	NIA.....	MetLife Commercial Mortgage Income Fund, LP.....	Ownership.....	100.000	MetLife, Inc.....	N	
0241	MetLife.....	00000..	47-2703778..				MetLife Commercial Mortgage Originator, LLC.....	DE.....	NIA.....	MetLife Commercial Mortgage REIT, LLC.....	Ownership.....	100.000	MetLife, Inc.....	N	
0241	MetLife.....	00000..	47-5495603..				MCMIF Holdco I, LLC.....	DE.....	NIA.....	MetLife Commercial Mortgage Originator, LLC.....	Ownership.....	100.000	MetLife, Inc.....	N	
0241	MetLife.....	00000..					MetLife International PE Fund I, LP.....	CYM.....	NIA.....	MetLife Insurance K.K. (Japan).....	Ownership.....	92.593	MetLife, Inc.....	N	
0241	MetLife.....	00000..					MetLife International PE Fund I, LP.....	CYM.....	NIA.....	Metropolitan Life Insurance Company of Hong Kong Limited	Ownership.....	0.576	MetLife, Inc.....	N	

Q13.11

**SCHEDULE Y**

**PART 1A - DETAIL OF INSURANCE HOLDING COMPANY SYSTEM**

1	2	3	4	5	6	7	8	9	10	11	12	13	14	15	16
Group Code	Group Name	NAIC Company Code	ID Number	Federal RSSD	CIK	Name of Securities Exchange if Publicly Traded (U.S. or International)	Names of Parent, Subsidiaries or Affiliates	Domiciliary Location	Relationship to Reporting Entity	Directly Controlled by (Name of Entity/Person)	Type of Control (Ownership Board, Management Attorney-in-Fact, Influence, Other)	If Control is Ownership Provide Percentage	Ultimate Controlling Entity(ies)/Person(s)	Is an SCA Filing Required? (Y/N)	*
0241	MetLife.....	00000..					MetLife International PE Fund I, LP.....	CYM.....	NIA.....	MetLife Limited (Hong Kong).....	Ownership.....	.....2.716	MetLife, Inc.....	N	
0241	MetLife.....	00000..					MetLife International PE Fund I, LP.....	CYM.....	NIA.....	MetLife Mexico S.A.....	Ownership.....	.....4.115	MetLife, Inc.....	N	
0241	MetLife.....	00000..					MetLife Alternatives GP, LLC.....	DE.....	NIA.....	MetLife Investment Advisors, LLC.....	Ownership.....	.....100.000	MetLife, Inc.....	N	
0241	MetLife.....	00000..	98-1150291..				MetLife International HF Partners, LP.....	CYM.....	NIA.....	MetLife Insurance K.K. (Japan).....	Ownership.....	.....88.220	MetLife, Inc.....	N	
0241	MetLife.....	00000..	98-1150291..				MetLife International HF Partners, LP.....	CYM.....	NIA.....	MetLife Insurance Company of Korea, Limited	Ownership.....	.....9.470	MetLife, Inc.....	N	
0241	MetLife.....	00000..	98-1150291..				MetLife International HF Partners, LP.....	CYM.....	NIA.....	MetLife Limited (Hong Kong) .....	Ownership.....	.....2.290	MetLife, Inc.....	N	
0241	MetLife.....	00000..	98-1150291..				MetLife International HF Partners, LP.....	CYM.....	NIA.....	MetLife Alternatives GP, LLC.....	Ownership.....	.....0.020	MetLife, Inc.....	N	
0241	MetLife.....	00000..	98-1162663..				MetLife International PE Fund II, LP.....	CYM.....	NIA.....	MetLife Insurance K.K. (Japan).....	Ownership.....	.....94.540	MetLife, Inc.....	N	
0241	MetLife.....	00000..	98-1162663..				MetLife International PE Fund II, LP.....	CYM.....	NIA.....	MetLife Limited (Hong Kong) .....	Ownership.....	.....2.770	MetLife, Inc.....	N	
0241	MetLife.....	00000..	98-1162663..				MetLife International PE Fund II, LP.....	CYM.....	NIA.....	MetLife Mexico S.A.....	Ownership.....	.....2.100	MetLife, Inc.....	N	
0241	MetLife.....	00000..	98-1162663..				MetLife International PE Fund II, LP.....	CYM.....	NIA.....	Metropolitan Life Insurance Company of Hong Kong Limited	Ownership.....	.....0.590	MetLife, Inc.....	N	
0241	MetLife.....	00000..	98-1226825..				MetLife International PE Fund III, LP.....	CYM.....	NIA.....	MetLife Insurance K.K. (Japan).....	Ownership.....	.....88.930	MetLife, Inc.....	N	
0241	MetLife.....	00000..	98-1226825..				MetLife International PE Fund III, LP.....	CYM.....	NIA.....	MetLife Insurance Company of Korea, Limited	Ownership.....	.....7.910	MetLife, Inc.....	N	
0241	MetLife.....	00000..	98-1226825..				MetLife International PE Fund III, LP.....	CYM.....	NIA.....	Metropolitan Life Insurance Company of Hong Kong Limited	Ownership.....	.....0.550	MetLife, Inc.....	N	
0241	MetLife.....	00000..	98-1226825..				MetLife International PE Fund III, LP.....	CYM.....	NIA.....	MetLife Limited (Hong Kong).....	Ownership.....	.....2.610	MetLife, Inc.....	N	
0241	MetLife.....	00000..					MetLife International PE Fund IV, LP.....	CYM.....	NIA.....	MetLife Insurance K.K. (Japan).....	Ownership.....	.....94.700	MetLife, Inc.....	N	
0241	MetLife.....	00000..					MetLife International PE Fund IV, LP.....	CYM.....	NIA.....	MetLife Insurance Company of Korea, Limited	Ownership.....	.....3.790	MetLife, Inc.....	N	
0241	MetLife.....	00000..					MetLife International PE Fund IV, LP.....	CYM.....	NIA.....	MetLife Limited (Hong Kong).....	Ownership.....	.....1.510	MetLife, Inc.....	N	
0241	MetLife.....	00000..					MetLife Loan Asset Management, LLC.....	DE.....	NIA.....	MetLife Investment Advisors, LLC.....	Ownership.....	.....100.000	MetLife, Inc.....	N	
0241	MetLife.....	00000..	46-4140926..				MIM Property Management, LLC.....	DE.....	NIA.....	MetLife Investment Advisors, LLC.....	Ownership.....	.....100.000	MetLife, Inc.....	N	
0241	MetLife.....	13092..	26-1511401..	4300892			MetLife Reinsurance Company of Vermont.....	VT.....	IA.....	MetLife, Inc.....	Ownership.....	.....100.000	MetLife, Inc.....	N	
0241	MetLife.....	62634..	51-0104167..	4255107			Delaware American Life Insurance Company.....	DE.....	IA.....	MetLife, Inc.....	Ownership.....	.....100.000	MetLife, Inc.....	N	
0241	MetLife.....	00000..	27-1206753..				MetLife Consumer Services, Inc.....	DE.....	NIA.....	MetLife, Inc.....	Ownership.....	.....100.000	MetLife, Inc.....	N	
0241	MetLife.....	00000..	81-3094008..				Brighthouse Services, LLC .....	DE.....	NIA.....	MetLife, Inc.....	Ownership.....	.....100.000	MetLife, Inc.....	N	
0241	MetLife.....	00000..					Brighthouse Financial, Inc.....	DE.....	NIA.....	MetLife, Inc.....	Ownership.....	.....100.000	MetLife, Inc.....	N	
0241	MetLife.....	00000..					Brighthouse Holdings, LLC.....	DE.....	NIA.....	MetLife, Inc.....	Ownership.....	.....100.000	MetLife, Inc.....	N	
0241	MetLife.....	00000..					MetLife Insurance Brokerage, Inc.....	NY.....	NIA.....	MetLife, Inc.....	Ownership.....	.....100.000	MetLife, Inc.....	N	
0241	MetLife.....	60690..	98-0000065..	4247326			American Life Insurance Company .....	DE.....	IA.....	MetLife, Inc.....	Ownership.....	.....100.000	MetLife, Inc.....	N	
0241	MetLife.....	00000..	AA-1580066..				MetLife Insurance K.K. (Japan).....	JPN.....	IA.....	American Life Insurance Company.....	Ownership.....	.....100.000	MetLife, Inc.....	N	
0241	MetLife.....	00000..			4255330		Communication One Kabushiki Kaisha (Japan).....	JPN.....	NIA.....	MetLife Insurance K.K. (Japan).....	Ownership.....	.....100.000	MetLife, Inc.....	N	
0241	MetLife.....	00000..			4250018		MetLife Life Insurance Company (Egypt).....	EGY.....	IA.....	MetLife Global Holding Company I GmbH (Swiss)	Ownership.....	.....84.125	MetLife, Inc.....	N	
0241	MetLife.....	00000..	AA-1860015..				MetLife Emeklilik ve Hayat A.S. (Turkey).....	TUR.....	IA.....	MetLife Global Holding Company II GmbH (Swiss)	Ownership.....	.....99.980	MetLife, Inc.....	N	

Q13.12

**SCHEDULE Y**

**PART 1A - DETAIL OF INSURANCE HOLDING COMPANY SYSTEM**

1	2	3	4	5	6	7	8	9	10	11	12	13	14	15	16
Group Code	Group Name	NAIC Company Code	ID Number	Federal RSSD	CIK	Name of Securities Exchange if Publicly Traded (U.S. or International)	Names of Parent, Subsidiaries or Affiliates	Domiciliary Location	Relationship to Reporting Entity	Directly Controlled by (Name of Entity/Person)	Type of Control (Ownership Board, Management Attorney-in-Fact, Influence, Other)	If Control is Ownership Provide Percentage	Ultimate Controlling Entity(ies)/Person(s)	Is an SCA Filing Required? (Y/N)	*
0241	MetLife.....	00000..					MetLife Life Insurance S.A. (Greece).....	GRC.....	IA.....	MetLife EU Holding Company Limited (Ireland)	Ownership.....	100.000	MetLife, Inc.....	N	
0241	MetLife.....	00000..		4255349			MetLife Mutual Fund Company (Greece).....	GRC.....	NIA.....	MetLife Life Insurance Company S.A.....	Ownership.....	90.000	MetLife, Inc.....	N	
0241	MetLife.....	00000..		4304032			International Investment Holding Company Limited (Russia)	RUS.....	NIA.....	American Life Insurance Company .....	Ownership.....	100.000	MetLife, Inc.....	N	
0241	MetLife.....	00000..					UBB-MetLife Zhivotozastrahovatelno Drujestvo AD (Bulgaria)	BGR.....	IA.....	MetLife EU Holding Company Limited (Ireland)	Ownership.....	40.000	MetLife, Inc.....	N	
0241	MetLife.....	00000..					MetLife American International Group and Arab National Bank Cooperative Insurance Company	SAU.....	IA.....	American Life Insurance Company .....	Ownership.....	30.000	MetLife, Inc.....	N	
0241	MetLife.....	00000..		4250072			PJSC MetLife (Ukraine).....	UKR.....	IA.....	MetLife Global Holding Company II GmbH (Swiss)	Ownership.....	99.999	MetLife, Inc.....	N	
0241	MetLife.....	00000..		4250072			PJSC MetLife (Ukraine).....	UKR.....	IA.....	International Technical and Advisory Services Limited (USA-Delaware)	Ownership.....	0.001	MetLife, Inc.....	N	
0241	MetLife.....	00000..		4250072			PJSC MetLife (Ukraine).....	UKR.....	IA.....	Borderland Investments Limited (USA-Delaware)	Ownership.....	0.001	MetLife, Inc.....	N	
0241	MetLife.....	00000..					MetLife Innovation Centre Limited.....	IRL.....	IA.....	MetLife Global Holding Company II GmbH (Swiss)	Ownership.....	99.999	MetLife, Inc.....	N	
0241	MetLife.....	00000..	51-0205283				International Technical and Advisory Services Limited (USA-Delaware)	DE.....	NIA.....	American Life Insurance Company .....	Ownership.....	100.000	MetLife, Inc.....	N	
0241	MetLife.....	00000..	02-0649743				Borderland Investments Limited (USA-Delaware)	DE.....	NIA.....	American Life Insurance Company .....	Ownership.....	100.000	MetLife, Inc.....	N	
0241	MetLife.....	00000..					ALICO Hellas Single Member Limited Liability Company (Greece)	GRC.....	NIA.....	Borderland Investments Limited (USA-Delaware)	Ownership.....	100.000	MetLife, Inc.....	N	
0241	MetLife.....	00000..					MetLife Asset Management Corp. (Japan).....	JPN.....	NIA.....	ALICO Operations, LLC (DE).....	Ownership.....	100.000	MetLife, Inc.....	N	
0241	MetLife.....	00000..		4249311			MetLife Mas, S.A. de C.V (Mexico).....	MEX.....	IA.....	MetLife International Holdings, LLC.....	Ownership.....	100.000	MetLife, Inc.....	N	
0241	MetLife.....	00000..		4249311			MetLife Mas, S.A. de C.V (Mexico).....	MEX.....	IA.....	International Technical and Advisory Services Limited (USA-Delaware)	Ownership.....		MetLife, Inc.....	N	
0241	MetLife.....	00000..		4251293			MetLife Seguros S.A. (Uruguay).....	URY.....	IA.....	ALICO Operations, LLC (DE).....	Ownership.....	100.000	MetLife, Inc.....	N	
0241	MetLife.....	00000..					MetLife Colombia Seguros de Vida S.A. (Columbia)	COL.....	IA.....	MetLife Global Holding Company II GmbH (Swiss)	Ownership.....	90.000	MetLife, Inc.....	N	
0241	MetLife.....	00000..					MetLife Colombia Seguros de Vida S.A. (Columbia)	COL.....	IA.....	MetLife Global Holding Company I GmbH (Swiss)	Ownership.....	10.000	MetLife, Inc.....	N	
0241	MetLife.....	00000..					MetLife Colombia Seguros de Vida S.A. (Columbia)	COL.....	IA.....	International Technical and Advisory Services Limited (USA-Delaware)	Ownership.....		MetLife, Inc.....	N	
0241	MetLife.....	00000..					MetLife Colombia Seguros de Vida S.A. (Columbia)	COL.....	IA.....	Borderland Investments Limited (USA-Delaware)	Ownership.....		MetLife, Inc.....	N	

Q13.13

**SCHEDULE Y**

**PART 1A - DETAIL OF INSURANCE HOLDING COMPANY SYSTEM**

1	2	3	4	5	6	7	8	9	10	11	12	13	14	15	16
Group Code	Group Name	NAIC Company Code	ID Number	Federal RSSD	CIK	Name of Securities Exchange if Publicly Traded (U.S. or International)	Names of Parent, Subsidiaries or Affiliates	Domiciliary Location	Relationship to Reporting Entity	Directly Controlled by (Name of Entity/Person)	Type of Control (Ownership Board, Management Attorney-in-Fact, Influence, Other)	If Control is Ownership Provide Percentage	Ultimate Controlling Entity(ies)/Person(s)	Is an SCA Filing Required? (Y/N)	*
0241	MetLife.....	00000..					MetLife Colombia Seguros de Vida S.A. (Columbia)	COL.....	IA.....	Natloportem Holdings, LLC.....	Ownership.....		MetLife, Inc.....	N	
0241	MetLife.....	00000..	13-3912049..				ALICO Properties, Inc. (USA-Delaware).....	DE.....	NIA.....	American Life Insurance Company .....	Ownership.....	51.000	MetLife, Inc.....	N	
0241	MetLife.....	00000..	13-3919049..				Global Properties, Inc. (USA-Delaware).....	DE.....	NIA.....	ALICO Properties, Inc.....	Ownership.....	100.000	MetLife, Inc.....	N	
0241	MetLife.....	00000..					MetLife Global Holding Company I GmbH (Swiss)	CHE.....	NIA.....	American Life Insurance Company.....	Ownership.....	100.000	MetLife, Inc.....	N	
0241	MetLife.....	00000..					MetLife Global Holding Company II GmbH (Swiss)	CHE.....	NIA.....	MetLife Global Holding Company I GmbH (Swiss)	Ownership.....	100.000	MetLife, Inc.....	N	
0241	MetLife.....	00000..					MetLife Investment Management Holdings (Ireland) Limited	IRL.....	NIA.....	MetLife Global Holding Company II GmbH (Swiss)	Ownership.....	100.000	MetLife, Inc.....	N	
0241	MetLife.....	00000..	30-0615846..				ALICO Operations, LLC (DE).....	DE.....	NIA.....	MetLife Global Holding Company II GmbH (Swiss)	Ownership.....	100.000	MetLife, Inc.....	N	
0241	MetLife.....	00000..					MetLife EU Holding Company Limited (Ireland).	IRL.....	NIA.....	MetLife Global Holding Company II GmbH (Swiss)	Ownership.....	100.000	MetLife, Inc.....	N	
0241	MetLife.....	00000..	98-0552186..	4249302			ALICO European Holding Limited (Ireland).....	IRL.....	NIA.....	MetLife Global Holding Company II GmbH (Swiss)	Ownership.....	100.000	MetLife, Inc.....	N	
0241	MetLife.....	00000..	AA-1780108.				MetLife Europe d.a.c. ....	IRL.....	IA.....	International Technical Advisory Services Limited	Ownership.....		MetLife, Inc.....	N	
0241	MetLife.....	00000..	AA-1780108.				MetLife Europe d.a.c. ....	IRL.....	IA.....	American Life Insurance Company .....	Ownership.....	3.997	MetLife, Inc.....	N	
0241	MetLife.....	00000..	AA-1780108.				MetLife Europe d.a.c. ....	IRL.....	IA.....	MetLife EU Holding Company Limited (Ireland)	Ownership.....	96.003	MetLife, Inc.....	N	
0241	MetLife.....	00000..					MetLife Services EOOD (Bulgaria) .....	BGR.....	NIA.....	MetLife EU Holding Company Limited (Ireland)	Ownership.....	100.000	MetLife, Inc.....	N	
0241	MetLife.....	00000..					MetLife Pension Trustees Limited (UK).....	GBR.....	NIA.....	MetLife Europe d.a.c. ....	Ownership.....	100.000	MetLife, Inc.....	N	
0241	MetLife.....	00000..			4255367		First American-Hungarian Insurance Agency Limited (Hungary)	HUN.....	IA.....	MetLife EU Holding Company Limited (Ireland)	Ownership.....	100.000	MetLife, Inc.....	N	
0241	MetLife.....	00000..			4258407		MetLife Solutions S.A.S. (France).....	FRA.....	NIA.....	MetLife EU Holding Company Limited (Ireland)	Ownership.....	100.000	MetLife, Inc.....	N	
0241	MetLife.....	00000..					MetLife Asia Holding Company Pte. Ltd. ....	SGP.....	NIA.....	MetLife Global Holding Company II GmbH (Swiss)	Ownership.....	100.000	MetLife, Inc.....	N	
0241	MetLife.....	00000..					MetLife Innovation Centre Pte. Ltd .....	SGP.....	NIA.....	MetLife Asia Holding Company Pte. Ltd. ....	Ownership.....	100.000	MetLife, Inc.....	N	
0241	MetLife.....	00000..					MetLife Reinsurance Company of Bermuda Ltd.	BMU.....	IA.....	MetLife Global Holding Company II GmbH (Swiss)	Ownership.....	100.000	MetLife, Inc.....	N	
0241	MetLife.....	00000..					MetLife Investment Management Limited (UK)..	GBR.....	NIA.....	MetLife Global Holding Company II GmbH (Swiss)	Ownership.....	100.000	MetLife, Inc.....	N	
0241	MetLife.....	00000..			4255246		Metropolitan Life Societate de Administrare a unui Fond de Pensii Administrat Privat S.A. (Romania)	ROU.....	IA.....	MetLife EU Holding Company Limited (Ireland)	Ownership.....	99.984	MetLife, Inc.....	N	

Q13.14

**SCHEDULE Y**

**PART 1A - DETAIL OF INSURANCE HOLDING COMPANY SYSTEM**

1	2	3	4	5	6	7	8	9	10	11	12	13	14	15	16
Group Code	Group Name	NAIC Company Code	ID Number	Federal RSSD	CIK	Name of Securities Exchange if Publicly Traded (U.S. or International)	Names of Parent, Subsidiaries or Affiliates	Domiciliary Location	Relationship to Reporting Entity	Directly Controlled by (Name of Entity/Person)	Type of Control (Ownership Board, Management Attorney-in-Fact, Influence, Other)	If Control is Ownership Provide Percentage	Ultimate Controlling Entity(ies)/Person(s)	Is an SCA Filing Required? (Y/N)	*
0241	MetLife.....	00000.....		4255246			Metropolitan Life Societate de Administrare a unui Fond de Pensii Administrat Privat S.A. (Romania)	ROU.....	IA.....	MetLife Services Sp. z o.o .....	Ownership.....	0.016	MetLife, Inc.....	N	
0241	MetLife.....	00000.....		4249469			ZAO Master D (Russia).....	RUS.....	NIA.....	ALICO European Holding Limited (Ireland).....	Ownership.....	100.000	MetLife, Inc.....	N	
0241	MetLife.....	00000.....		4249991			Joint Stock Company MetLife Insurance Company (Russia)	RUS.....	IA.....	MetLife Global Holding Company II GmbH (Swiss)	Ownership.....	49.000	MetLife, Inc.....	N	
0241	MetLife.....	00000.....		4249991			Joint Stock Company MetLife Insurance Company (Russia)	RUS.....	IA.....	ZAO Master D (Russia).....	Ownership.....	51.000	MetLife, Inc.....	N	
0241	MetLife.....	00000.....		4255198			MetLife Slovakia s.r.o.....	SVK.....	NIA.....	MetLife EU Holding Company Limited (Ireland)	Ownership.....	99.956	MetLife, Inc.....	N	
0241	MetLife.....	00000.....		4255198			MetLife Slovakia s.r.o.....	SVK.....	NIA.....	International Technical and Advisory Services Limited (USA-Delaware)	Ownership.....	0.044	MetLife, Inc.....	N	
0241	MetLife.....	00000.....					MetLife Services Cyprus Ltd.....	CYP.....	NIA.....	MetLife EU Holding Company Limited (Ireland)	Ownership.....	100.000	MetLife, Inc.....	N	
0241	MetLife.....	00000.....					Hellenic Alico Life Insurance Company Ltd. (Cyprus)	CYP.....	IA.....	MetLife Services Cyprus Ltd.....	Ownership.....	27.500	MetLife, Inc.....	N	
0241	MetLife.....	00000.....		4247335			MetLife Towarzystwo Ubezpieczen na Zycie i Reasekuracji S.A.	POL.....	IA.....	MetLife EU Holding Company Limited (Ireland)	Ownership.....	100.000	MetLife, Inc.....	N	
0241	MetLife.....	00000.....		4255264			MetLife Services Sp. z o.o .....	POL.....	NIA.....	MetLife Towarzystwo Ubezpieczen na Zycie i Reasekuracji S.A.	Ownership.....	100.000	MetLife, Inc.....	N	
0241	MetLife.....	00000.....		4251154			MetLife Powszechno Towarzystwo Emerytalne (Poland)	POL.....	IA.....	MetLife Towarzystwo Ubezpieczen na Zycie i Reasekuracji S.A.	Ownership.....	100.000	MetLife, Inc.....	N	
0241	MetLife.....	00000.....	AA-9640009.	4255255			MetLife Towarzystwo Funduszy Inwestycyjnych S.A.	POL.....	NIA.....	MetLife Towarzystwo Ubezpieczen na Zycie i Reasekuracji S.A.	Ownership.....	100.000	MetLife, Inc.....	N	
0241	MetLife.....	00000.....		4258331			Agenvita S.r.l. (Italy).....	ITA.....	IA.....	MetLife EU Holding Company Limited (Ireland)	Ownership.....	100.000	MetLife, Inc.....	N	
0241	MetLife.....	00000.....					MetLife Services, Sociedad Limitada (Spain)....	ESP.....	NIA.....	MetLife EU Holding Company Limited (Ireland)	Ownership.....	100.000	MetLife, Inc.....	N	
0241	MetLife.....	00000.....		2981224			MetLife Insurance Limited (U.K.).....	GBR.....	IA.....	MetLife EU Holding Company Limited (Ireland)	Ownership.....	99.999	MetLife, Inc.....	N	
0241	MetLife.....	00000.....					MetLife Europe Insurance d.a.c .....	IRL.....	IA.....	MetLife EU Holding Company Limited (Ireland)	Ownership.....	93.000	MetLife, Inc.....	N	
0241	MetLife.....	00000.....					MetLife Europe Insurance d.a.c .....	IRL.....	IA.....	American Life Insurance Company .....	Ownership.....	7.000	MetLife, Inc.....	N	
0241	MetLife.....	00000.....		4189864			MetLife Europe Services Limited (Ireland).....	IRL.....	NIA.....	MetLife EU Holding Company Limited (Ireland)	Ownership.....	100.000	MetLife, Inc.....	N	
0241	MetLife.....	00000.....	95-3947585..	3166064			MetLife Investors Group, LLC.....	DE.....	NIA.....	MetLife, Inc.....	Ownership.....	100.000	MetLife, Inc.....	N	

Q13.15

**SCHEDULE Y**

**PART 1A - DETAIL OF INSURANCE HOLDING COMPANY SYSTEM**

1	2	3	4	5	6	7	8	9	10	11	12	13	14	15	16
Group Code	Group Name	NAIC Company Code	ID Number	Federal RSSD	CIK	Name of Securities Exchange if Publicly Traded (U.S. or International)	Names of Parent, Subsidiaries or Affiliates	Domiciliary Location	Relationship to Reporting Entity	Directly Controlled by (Name of Entity/Person)	Type of Control (Ownership Board, Management Attorney-in-Fact, Influence, Other)	If Control is Ownership Provide Percentage	Ultimate Controlling Entity(ies)/Person(s)	Is an SCA Filing Required? (Y/N)	*
0241	MetLife.....	00000..	43-1906210..	...3373563	...1130412	.....	MetLife Investments Securities LLC (DE).....	DE.....	NIA.....	MetLife Investors Group, LLC.....	Ownership.....	...100.000	MetLife, Inc.....	N	.....
0241	MetLife.....	00000..	.....	.....	.....	.....	MetLife Investors Distribution Company.....	MO.....	NIA.....	MetLife Investors Group, LLC.....	Ownership.....	...100.000	MetLife, Inc.....	N	.....
0241	MetLife.....	00000..	04-3240897..	...4288440	...1071039	.....	Brighthouse Investment Advisers, LLC.....	MA.....	NIA.....	MetLife, Inc.....	Ownership.....	...100.000	MetLife, Inc.....	N	.....

**SUPPLEMENTAL EXHIBITS AND SCHEDULES INTERROGATORIES**

The following supplemental reports are required to be filed as part of your statement filing. However, in the event that your company does not transact the type of business for which the special report must be filed, your response of NO to the specific interrogatory will be accepted in lieu of filing a "NONE" report and a bar code will be printed below. If the supplement is required of your company but is not being filed for whatever reason, enter SEE EXPLANATION and provide an explanation following the interrogatory questions.

	<b>Response</b>
1. Will the Trusteed Surplus Statement be filed with the state of domicile and the NAIC with this statement?	NO
2. Will the Medicare Part D Coverage Supplement be filed with the state of domicile and the NAIC with this statement?	NO
3. Will the Reasonableness of Assumptions Certification required by Actuarial Guideline XXXV be filed with the state of domicile and electronically with the NAIC?	NO
4. Will the Reasonableness and Consistency of Assumptions Certification required by Actuarial Guideline XXXV be filed with the state of domicile and electronically with the NAIC?	NO
5. Will the Reasonableness of Assumptions Certification for Implied Guaranteed Rate Method required by Actuarial Guideline XXXVI be filed with the state of domicile and electronically with the NAIC?	NO
6. Will the Reasonableness and Consistency of Assumptions Certification required by Actuarial Guideline XXXVI (Updated Average Market Value) be filed with the state of domicile and electronically with the NAIC?	NO
7. Will the Reasonableness and Consistency of Assumptions Certification required by Actuarial Guideline XXXVI (Updated Market Value) be filed with the state of domicile and electronically with the NAIC?	NO

**Explanations:**

1. The data for this supplement is not required to be filed.
2. The data for this supplement is not required to be filed.
3. The data for this supplement is not required to be filed.
4. The data for this supplement is not required to be filed.
5. The data for this supplement is not required to be filed.
6. The data for this supplement is not required to be filed.
7. The data for this supplement is not required to be filed.

**Bar Code:**



## New England Life Insurance Company Overflow Page for Write-Ins

**Additional Write-ins for Assets:**

	Current Statement Date			4 December 31, Prior Year Net Admitted Assets
	1 Assets	2 Nonadmitted Assets	3 Net Admitted Assets (Cols. 1 - 2)	
2504. Leasehold improvements.....	364,032	364,032	0	0
2597. Summary of remaining write-ins for Line 25.....	364,032	364,032	0	0

**Additional Write-ins for Liabilities:**

	1 Current Statement Date	2 December 31 Prior Year
2504. Miscellaneous.....	2,633,307	2,168,852
2597. Summary of remaining write-ins for Line 25.....	2,633,307	2,168,852

**Additional Write-ins for Summary of Operations:**

	1 Current Year to Date	2 Prior Year to Date	3 Prior Year Ended December 31
5304. Amortization of pension and postretirement unrecognized items.....	0	126,100	504,400
5305. Transition amortization of unfunded pension liability.....	0	(131,625)	(526,500)
5397. Summary of remaining write-ins for Line 53.....	0	(5,525)	(22,100)



**New England Life Insurance Company**  
**SCHEDULE A - VERIFICATION**

Real Estate

	1 Year to Date	2 Prior Year Ended December 31
1. Book/adjusted carrying value, December 31 of prior year.....	0	
2. Cost of acquired:		
2.1 Actual cost at time of acquisition.....		
2.2 Additional investment made after acquisition.....		
3. Current year change in encumbrances.....		
4. Total gain (loss) on disposals.....		
5. Deduct amounts received on disposals.....		
6. Total foreign exchange change in book/adjusted carrying value.....		
7. Deduct current year's other-than-temporary impairment recognized.....		
8. Deduct current year's depreciation.....		
9. Book/adjusted carrying value at end of current period (Lines 1+2+3+4-5+6-7-8).....	0	0
10. Deduct total nonadmitted amounts.....		
11. Statement value at end of current period (Line 9 minus Line 10).....	0	0

NONE

**SCHEDULE B - VERIFICATION**

Mortgage Loans

	1 Year to Date	2 Prior Year Ended December 31
1. Book value/recorded investment excluding accrued interest, December 31 of prior year.....	87,588,371	121,258,948
2. Cost of acquired:		
2.1 Actual cost at time of acquisition.....	15,078,277	8,586,983
2.2 Additional investment made after acquisition.....	165,175	
3. Capitalized deferred interest and other.....		
4. Accrual of discount.....	4,793	17,397
5. Unrealized valuation increase (decrease).....		
6. Total gain (loss) on disposals.....		454,280
7. Deduct amounts received on disposals.....	699,547	42,729,237
8. Deduct amortization of premium and mortgage interest points and commitment fees.....		
9. Total foreign exchange change in book value/recorded investment excluding accrued interest.....		
10. Deduct current year's other-than-temporary impairment recognized.....		
11. Book value/recorded investment excluding accrued interest at end of current period (Lines 1+2+3+4+5+6-7-8+9-10).....	102,137,069	87,588,371
12. Total valuation allowance.....		
13. Subtotal (Line 11 plus Line 12).....	102,137,069	87,588,371
14. Deduct total nonadmitted amounts.....		
15. Statement value at end of current period (Line 13 minus Line 14).....	102,137,069	87,588,371

**SCHEDULE BA - VERIFICATION**

Other Long-Term Invested Assets

	1 Year to Date	2 Prior Year Ended December 31
1. Book/adjusted carrying value, December 31 of prior year.....	15,932,056	57,244,538
2. Cost of acquired:		
2.1 Actual cost at time of acquisition.....		
2.2 Additional investment made after acquisition.....	33,010	92,672
3. Capitalized deferred interest and other.....		
4. Accrual of discount.....		
5. Unrealized valuation increase (decrease).....	148,852	917,644
6. Total gain (loss) on disposals.....		2,724,089
7. Deduct amounts received on disposals.....	45,990	44,739,514
8. Deduct amortization of premium and depreciation.....		
9. Total foreign exchange change in book/adjusted carrying value.....		
10. Deduct current year's other-than-temporary impairment recognized.....	68,044	307,373
11. Book/adjusted carrying value at end of current period (Lines 1+2+3+4+5+6-7-8+9-10).....	15,999,884	15,932,056
12. Deduct total nonadmitted amounts.....		
13. Statement value at end of current period (Line 11 minus Line 12).....	15,999,884	15,932,056

**SCHEDULE D - VERIFICATION**

Bonds and Stocks

	1 Year to Date	2 Prior Year Ended December 31
1. Book/adjusted carrying value of bonds and stocks, December 31 of prior year.....	1,407,782,447	1,479,384,400
2. Cost of bonds and stocks acquired.....	56,688,810	682,579,849
3. Accrual of discount.....	1,173,534	4,388,534
4. Unrealized valuation increase (decrease).....		
5. Total gain (loss) on disposals.....	(1,525,731)	(13,993,339)
6. Deduct consideration for bonds and stocks disposed of.....	45,366,413	741,035,807
7. Deduct amortization of premium.....	346,261	1,665,627
8. Total foreign exchange change in book/adjusted carrying value.....	2,175,716	(1,875,563)
9. Deduct current year's other-than-temporary impairment recognized.....		
10. Book/adjusted carrying value at end of current period (Lines 1+2+3+4+5-6-7+8-9).....	1,420,582,102	1,407,782,447
11. Deduct total nonadmitted amounts.....		
12. Statement value at end of current period (Line 10 minus Line 11).....	1,420,582,102	1,407,782,447

**SCHEDULE D - PART 1B**

Showing the Acquisitions, Dispositions and Non-Trading Activity

During the Current Quarter for all Bonds and Preferred Stock by NAIC Designation

NAIC Designation	1 Book/Adjusted Carrying Value Beginning of Current Quarter	2 Acquisitions During Current Quarter	3 Dispositions During Current Quarter	4 Non-Trading Activity During Current Quarter	5 Book/Adjusted Carrying Value End of First Quarter	6 Book/Adjusted Carrying Value End of Second Quarter	7 Book/Adjusted Carrying Value End of Third Quarter	8 Book/Adjusted Carrying Value December 31 Prior Year
<b>BONDS</b>								
1. NAIC 1 (a).....	682,719,740	259,359,463	203,565,704	4,726,099	743,239,598			682,719,740
2. NAIC 2 (a).....	599,851,095	2,470,900	15,226,940	(821,351)	586,273,704			599,851,095
3. NAIC 3 (a).....	109,703,842	3,726,386	8,965,497	(991,418)	103,473,313			109,703,842
4. NAIC 4 (a).....	35,215,330	4,015,126	7,854,835	113,796	31,489,417			35,215,330
5. NAIC 5 (a).....	2,268,647		210,625	22,533	2,080,555			2,268,647
6. NAIC 6 (a).....					0			
7. Total Bonds.....	1,429,758,654	269,571,875	235,823,601	3,049,659	1,466,556,587	0	0	1,429,758,654
<b>PREFERRED STOCK</b>								
8. NAIC 1.....					0			
9. NAIC 2.....					0			
10. NAIC 3.....					0			
11. NAIC 4.....					0			
12. NAIC 5.....					0			
13. NAIC 6.....					0			
14. Total Preferred Stock.....	0	0	0	0	0	0	0	0
15. Total Bonds and Preferred Stock.....	1,429,758,654	269,571,875	235,823,601	3,049,659	1,466,556,587	0	0	1,429,758,654

QS102

(a) Book/Adjusted Carrying Value column for the end of the current reporting period includes the following amount of short-term and cash equivalent bonds by NAIC designation:

NAIC 1 \$....45,974,485; NAIC 2 \$.....0; NAIC 3 \$.....0; NAIC 4 \$.....0; NAIC 5 \$.....0; NAIC 6 \$.....0.

**SCHEDULE DA - PART 1**

Short-Term Investments

	1 Book/Adjusted Carrying Value	2 Par Value	3 Actual Cost	4 Interest Collected Year To Date	5 Paid for Accrued Interest Year To Date
9199999.....	10,988,208	XXX	10,972,961	10,034	

**SCHEDULE DA - VERIFICATION**

Short-Term Investments

	1 Year To Date	2 Prior Year Ended December 31
1. Book/adjusted carrying value, December 31 of prior year.....	15,979,174	
2. Cost of short-term investments acquired.....	18,954,602	111,319,466
3. Accrual of discount.....	18,168	57,813
4. Unrealized valuation increase (decrease).....		
5. Total gain (loss) on disposals.....	419	4,318
6. Deduct consideration received on disposals.....	23,964,155	95,402,423
7. Deduct amortization of premium.....		
8. Total foreign exchange change in book/adjusted carrying value.....		
9. Deduct current year's other-than-temporary impairment recognized.....		
10. Book/adjusted carrying value at end of current period (Lines 1+2+3+4+5-6-7+8-9).....	10,988,208	15,979,174
11. Deduct total nonadmitted amounts.....		
12. Statement value at end of current period (Line 10 minus Line 11).....	10,988,208	15,979,174

## SCHEDULE DB - PART A - VERIFICATION

### Options, Caps, Floors, Collars, Swaps and Forwards

1. Book/adjusted carrying value, December 31, prior year (Line 9, prior year).....	18,561,935
2. Cost paid/(consideration received) on additions.....	(32,858)
3. Unrealized valuation increase/(decrease).....	(94,485)
4. Total gain (loss) on termination recognized.....	2,309,652
5. Considerations received/(paid) on terminations.....	2,150,358
6. Amortization.....	(12,167)
7. Adjustment to the book/adjusted carrying value of hedge item.....	
8. Total foreign exchange change in book/adjusted carrying value.....	(2,391,975)
9. Book/adjusted carrying value at end of current period (Lines 1 + 2 + 3 + 4 - 5 + 6 + 7 + 8).....	16,189,744
10. Deduct nonadmitted assets.....	
11. Statement value at end of current period (Line 9 minus Line 10).....	16,189,744

## SCHEDULE DB - PART B - VERIFICATION

### Futures Contracts

1. Book/adjusted carrying value, December 31, prior year (Line 6, prior year).....	
2. Cumulative cash change (Section 1, Broker Name/Net Cash Deposits Footnote - Cumulative Cash Change column).....	
3.1 Add:	
Change in variation margin on open contracts - Highly Effective Hedges:	
3.11 Section 1, Column 15, current year to date minus.....	
3.12 Section 1, Column 15, prior year.....	0
Change in variation margin on open contracts - All Other:	
3.13 Section 1, Column 18, current year to date minus.....	
3.14 Section 1, Column 18, prior year.....	0
3.2 Add:	
Change in adjustment to basis of hedged item:	
3.21 Section 1, Column 17, current year to date minus.....	
3.22 Section 1, Column 17, prior year.....	0
Change in amount recognized:	
3.23 Section 1, Column 19, current year to date minus.....	
3.24 Section 1, Column 19, prior year.....	0
3.3 Subtotal (Line 3.1 minus Line 3.2).....	0
4.1 Cumulative variation margin on terminated contracts during the year.....	
4.2 Less:	
4.21 Amount used to adjust basis of hedged item.....	
4.22 Amount recognized.....	0
4.3 Subtotal (Line 4.1 minus Line 4.2).....	0
5. Dispositions gains (losses) on contracts terminated in prior year:	
5.1 Total gain (loss) recognized for terminations in prior year.....	
5.2 Total gain (loss) adjusted into the hedged item(s) for the terminations in prior year.....	
6. Book/adjusted carrying value at end of current period (Lines 1 + 2 + 3.3 - 4.3 - 5.1 - 5.2).....	0
7. Deduct nonadmitted assets.....	
8. Statement value at end of current period (Line 6 minus Line 7).....	0

**SCHEDULE DB - PART C - SECTION 1**

Replication (Synthetic Asset) Transactions Open as of Current Statement Date

Replication (Synthetic) Asset Transactions								Components of the Replication (Synthetic Asset) Transactions							
1 Number	2 Description	3 NAIC Designation or Other Description	4 Notional Amount	5 Book/Adjusted Carrying Value	6 Fair Value	7 Effective Date	8 Maturity Date	Derivative Instrument(s) Open			Cash Instrument(s) Held				
								9 Description	10 Book/Adjusted Carrying Value	11 Fair Value	12 CUSIP	13 Description	14 NAIC Designation or Other Description	15 Book/Adjusted Carrying Value	16 Fair Value
<b>Replicated Assets Open</b>															
990355276...	CDX.NA.IG.28.....	2Z.....	....11,000,000	.....12,182,542	.....14,333,334	03/20/2017	06/20/2022	CDX.NA.IG.28 Credit Default Swap ; 2017-RCDS-355276.	.....172,385	.....183,964	912803 CH 4	TREASURY STRIP (PRIN).....	1.....	.....12,010,157	.....14,149,370
990355279...	CDX.NA.IG.28.....	2Z.....	....11,000,000	.....18,395,788	.....22,686,463	03/20/2017	06/20/2022	CDX.NA.IG.28 Credit Default Swap ; 2017-RCDS-355279.	.....174,655	.....183,963	912803 CK 7	TREASURY STRIP (PRIN).....	1.....	.....18,221,133	.....22,502,500
9999999.	Total.....		.....30,578,330	.....37,019,797	.....37,019,797	.....XXX.....	.....XXX.....	.....XXX.....	.....347,040	.....367,927	.....XXX.....	.....XXX.....	.....XXX.....	.....30,231,290	.....36,651,870

## SCHEDULE DB - PART C - SECTION 2

### Reconciliation (Synthetic Asset) Transactions Open

	First Quarter		Second Quarter		Third Quarter		Fourth Quarter		Year-To-Date	
	1 Number of Positions	2 Total Replication (Synthetic Asset) Transactions Statement Value	3 Number of Positions	4 Total Replication (Synthetic Asset) Transactions Statement Value	5 Number of Positions	6 Total Replication (Synthetic Asset) Transactions Statement Value	7 Number of Positions	8 Total Replication (Synthetic Asset) Transactions Statement Value	9 Number of Positions	10 Total Replication (Synthetic Asset) Transactions Statement Value
1. Beginning Inventory.....	1	27,275,797	0	0	0	0	0	0	1	27,275,797
2. Add: Opened or acquired transactions.....	2	30,578,330							2	30,578,330
3. Add: Increases in replication (synthetic asset) transactions statement value.....	XXX		XXX		XXX		XXX		XXX	0
4. Less: Closed or disposed of transactions.....	1	27,275,798							1	27,275,798
5. Less: Positions disposed of for failing effectiveness criteria.....									0	0
6. Less: Decreases in replication (synthetic asset) transactions statement value.....	XXX		XXX		XXX		XXX		XXX	0
7. Ending Inventory.....	2	30,578,330	0	0	0	0	0	0	2	30,578,330

**SCHEDULE DB - VERIFICATION**

Verification of Book/Adjusted Carrying Value, Fair Value and Potential Exposure of all Open Derivative Contracts

Book/Adjusted Carrying Value Check

1. Part A, Section 1, Column 14.....	16,189,744	
2. Part B, Section 1, Column 15 plus Part B, Section 1 Footnote - Total Ending Cash Balance.....		
3. Total (Line 1 plus Line 2).....		16,189,744
4. Part D, Section 1, Column 5.....	16,365,686	
5. Part D, Section 1, Column 6.....	(175,942)	
6. Total (Line 3 minus Line 4 minus Line 5).....		0

Fair Value Check

7. Part A, Section 1, Column 16.....	16,434,414	
8. Part B, Section 1, Column 13.....		
9. Total (Line 7 plus Line 8).....		16,434,414
10. Part D, Section 1, Column 8.....	16,628,244	
11. Part D, Section 1, Column 9.....	(193,830)	
12. Total (Line 9 minus Line 10 minus Line 11).....		0

Potential Exposure Check

13. Part A, Section 1, Column 21.....	23,204,045	
14. Part B, Section 1, Column 20.....		
15. Part D, Section 1, Column 11.....	23,204,045	
16. Total (Line 13 plus Line 14 minus Line 15).....		0

**SCHEDULE E- VERIFICATION**

Cash Equivalents

	1 Year To Date	2 Prior Year Ended December 31
1. Book/adjusted carrying value, December 31 of prior year.....	5,997,033	
2. Cost of cash equivalents acquired.....	193,928,462	818,447,920
3. Accrual of discount.....	28,502	23,599
4. Unrealized valuation increase (decrease).....		
5. Total gain (loss) on disposals.....	(196)	4,431
6. Deduct consideration received on disposals.....	164,967,525	812,478,917
7. Deduct amortization of premium.....		
8. Total foreign exchange change in book/ adjusted carrying value.....		
9. Deduct current year's other-than-temporary impairment recognized.....		
10. Book/adjusted carrying value at end of current period (Lines 1+2+3+4+5-6-7+8-9).....	34,986,277	5,997,033
11. Deduct total nonadmitted amounts.....		
12. Statement value at end of current period (Line 10 minus Line 11).....	34,986,277	5,997,033



### SCHEDULE A - PART 2

Showing all Real Estate ACQUIRED AND ADDITIONS MADE During the Current Quarter

1 Description of Property	Location		4 Date Acquired	5 Name of Vendor	6 Actual Cost at Time of Acquisition	7 Amount of Encumbrances	8 Book/Adjusted Carrying Value Less Encumbrances	9 Additional Investment Made After Acquisition
	2 City	3 State						

**NONE**

QE01

### SCHEDULE A - PART 3

Showing all Real Estate DISPOSED During the Quarter, Including Payments During the Final Year on "Sales Under Contract "

1 Description of Property	Location		4 Disposal Date	5 Name of Purchaser	6 Actual Cost	7 Expended for Additions, Permanent Improvements and Changes in Encumbrances	8 Book/Adjusted Carrying Value Less Encumbrances Prior Year	Change in Book/Adjusted Carrying Value Less Encumbrances					14 Book/Adjusted Carrying Value Less Encumbrances on Disposal	15 Amounts Received During Year	16 Foreign Exchange Gain (Loss) on Disposal	17 Realized Gain (Loss) on Disposal	18 Total Gain (Loss) on Disposal	19 Gross Income Earned Less Interest Incurred on Encumbrances	20 Taxes, Repairs, and Expenses Incurred
	2 City	3 State						9 Current Year's Depreciation	10 Current Year's Other-Than-Temporary Impairment Recognized	11 Current Year's Change in Encumbrances	12 Total Change in B./A.C.V. (11 - 9 - 10)	13 Total Foreign Exchange Change in B./A.C.V.							

**NONE**

### SCHEDULE B - PART 2

Showing all Mortgage Loans ACQUIRED AND ADDITIONS MADE During the Current Quarter

1 Loan Number	Location		4 Loan Type	5 Date Acquired	6 Rate of Interest	7 Actual Cost at Time of Acquisition	8 Additional Investment Made After Acquisition	9 Value of Land and Buildings
	2 City	3 State						
<b>Mortgages in Good Standing - Farm Mortgages</b>								
0000198683.....	Hamilton	NE.....		01/04/2017....	3.650	1,179,950	-	3,689,940
0000198716.....	Chicot	AR.....		01/24/2017....	3.700	1,499,050	-	4,636,900
0000198743.....	Weld	CO.....		01/12/2017....	3.260	8,365,000	-	16,758,230
0000198768.....	Pocahontas	IA.....		01/26/2017....	3.520	1,199,453	-	2,395,630
0000198795.....	Ray	MO.....		01/05/2017....	4.100	1,200,000	-	2,207,560
0199999. Total - Mortgages in Good Standing - Farm Mortgages.....				XXX.....	XXX.....	13,443,453	0	29,688,260
<b>Mortgages in Good Standing - Commercial Mortgages - All Other</b>								
0000702890.....	BROOKFIELD	WI.....		01/30/2017....	3.910	500,000	-	737,028
0000702897.....	SAN FRANCISCO	CA.....		02/08/2017....	4.340	800,000	-	1,533,447
0000702901.....	FARGO	ND.....		02/01/2017....	4.610	334,825	165,175	1,199,904
0599999. Total - Mortgages in Good Standing - Commercial Mortgages - All Other.....				XXX.....	XXX.....	1,634,824	165,175	3,470,380
0899999. Total - Mortgages in Good Standing.....				XXX.....	XXX.....	15,078,277	165,175	33,158,640
3399999. Total Mortgages.....				XXX.....	XXX.....	15,078,277	165,175	33,158,640

QE02

### SCHEDULE B - PART 3

Showing all Mortgage Loans DISPOSED, Transferred or Repaid During the Current Quarter

1 Loan Number	Location		4 Loan Type	5 Date Acquired	6 Disposal Date	7 Book Value/Recorded Investment Excluding Accrued Interest Prior Year	Change in Book Value/Recorded Investment					14 Book Value / Recorded Investment Excluding Accrued Interest on Disposal	15 Consideration	16 Foreign Exchange Gain (Loss) on Disposal	17 Realized Gain (Loss) on Disposal	18 Total Gain (Loss) on Disposal	
	2 City	3 State					8 Unrealized Valuation Increase (Decrease)	9 Current Year's (Amortization) / Accretion	10 Current Year's Other-Than-Temporary Impairment Recognized	11 Capitalized Deferred Interest and Other	12 Total Change in Book Value (8 + 9 - 10 + 11)						13 Total Foreign Exchange Change in Book Value
<b>Mortgages With Partial Repayments</b>																	
Scheduled Repayments.....																	
0299999. Total - Mortgages With Partial Repayments.....							0	0	0	0	0	0	0	699,547	699,547	0	0
0599999. Total Mortgages.....							0	0	0	0	0	0	0	699,547	699,547	0	0

**SCHEDULE BA - PART 2**

Showing Other Long-Term Invested Assets ACQUIRED AND ADDITIONS MADE During the Current Quarter

1 CUSIP Identification	2 Name or Description	Location		5 Name of Vendor or General Partner	6 NAIC Designation	7 Date Originally Acquired	8 Type and Strategy	9 Actual Cost at Time of Acquisition	10 Additional Investment Made after Acquisition	11 Amount of Encumbrances	12 Commitment for Additional Investment	13 Percentage of Ownership
		3 City	4 State									
<b>Joint Venture or Partnership Interests That Have Underlying Characteristics of Common Stocks - Unaffiliated</b>												
	Landmark Equity Partners XIV, L.P.....	Simsbury.....	CT...	Landmark.....		12/19/2008....	.....3		29,785		296,707	0.200
	Odyssey Investment Partners Fund IV, LP.....	New York.....	NY...	Odyssey Investment Partners.....		12/23/2008....	.....3		3,225		780,750	0.200
1599999	Total - Joint Venture or Partnership Interests That Have Underlying Characteristics of Common Stocks - Unaffiliated.....							0	33,010	0	1,077,457	XXX.....
4499999	Subtotal - Unaffiliated.....							0	33,010	0	1,077,457	XXX.....
4699999	Totals.....							0	33,010	0	1,077,457	XXX.....

QE03

**SCHEDULE BA - PART 3**

Showing Other Long-Term Invested Assets DISPOSED, Transferred or Repaid During the Current Quarter

1 CUSIP Identification	2 Name or Description	Location		5 Name of Purchaser or Nature of Disposal	6 Date Originally Acquired	7 Disposal Date	8 Book/Adjusted Carrying Value Less Encumbrances, Prior Year	Changes in Book/Adjusted Carrying Value						15 Book/Adjusted Carrying Value Less Encumbrances on Disposal	16 Consideration	17 Foreign Exchange Gain (Loss) on Disposal	18 Realized Gain (Loss) on Disposal	19 Total Gain (Loss) on Disposal	20 Investment Income
		3 City	4 State					9 Unrealized Valuation Increase (Decrease)	10 Current Year's (Depreciation) or (Amortization) / Accretion	11 Current Year's Other-Than-Temporary Impairment Recognized	12 Capitalized Deferred Interest and Other	13 Total Change in B./A.C.V. (9+10-11+12)	14 Total Foreign Exchange Change in B./A.C.V.						
<b>Joint Venture or Partnership Interests That Have Underlying Characteristics of Common Stocks - Unaffiliated</b>																			
	Landmark Equity Partners XIV, L.P.....	Simsbury.....	CT..	Normal Distributions and/or adjustments..	12/19/2008	03/31/2017	45,990							45,990	45,990			0	
1599999	Total - Joint Venture or Partnership Interests That Have Underlying Characteristics of Common Stocks - Unaffiliated.....						45,990	0	0	0	0	0	0	45,990	45,990	0	0	0	0
4499999	Subtotal - Unaffiliated.....						45,990	0	0	0	0	0	0	45,990	45,990	0	0	0	0
4699999	Totals.....						45,990	0	0	0	0	0	0	45,990	45,990	0	0	0	0

### SCHEDULE D - PART 3

Showing all Long-Term Bonds and Stocks ACQUIRED During Current Quarter

1	2	3	4	5	6	7	8	9	10
CUSIP Identification	Description	Foreign	Date Acquired	Name of Vendor	Number of Shares of Stock	Actual Cost	Par Value	Paid for Accrued Interest and Dividends	NAIC Designation or Market Indicator (a)
<b>Bonds - U.S. Government</b>									
912828 V9 8	UNITED STATES TREASURY 2.250% 02/15/27		02/13/2017	SOCIETE GENERALE		29,482,103	30,000,000		1
0599999	Total - Bonds - U.S. Government					29,482,103	30,000,000	0	XXX
<b>Bonds - All Other Government</b>									
836205 AU 8	SOUTH AFRICA REPUBLIC OF 4.300%	D	03/07/2017	CREDIT SUISSE SECURITIES USA L		478,500	500,000	8,839	2FE
1099999	Total - Bonds - All Other Government					478,500	500,000	8,839	XXX
<b>Bonds - U.S. Special Revenue and Special Assessment</b>									
3128MJ ZN 3	FEDERAL HOME LOAN MORTGAGE COR 3.500%		02/01/2017	NOMURA SECURITIES INTERNATIONA		16,952,612	16,646,346	19,421	1
3136A3 C5 8	FANNIE MAE FNMA 12-5 3.500% 02/01/42		03/01/2017	Interest Capitalization		41,683	41,683		1
3199999	Total - Bonds - U.S. Special Revenue and Special Assessments					16,994,295	16,688,029	19,421	XXX
<b>Bonds - Industrial and Miscellaneous</b>									
00165C AC 8	AMC ENTERTAINMENT HOLDINGS INC 6.125%		03/13/2017	CITIGROUP GLOBAL MARKETS INC/		19,000	19,000		4FE
038522 AN 8	ARAMARK SERVICES INC 4.750% 06/01/26		02/15/2017	Tax Free Exchange		611,540	617,923	6,033	3FE
22112E AC 2	COSAN LUXEMBOURG SA 7.000% 01/20/27	C	03/27/2017	JEFFERIES & COMPANY INC		519,375	500,000	6,806	3FE
63938C AF 5	NAVIENT CORP 6.500% 06/15/22		03/02/2017	JP MORGAN SECURITIES LTD LDN		999,580	1,000,000		3FE
87264A AS 4	T-MOBILE USA INC 5.125% 04/15/25		03/13/2017	DEUTSCHE BANK SECURITIES INC		56,000	56,000		3FE
87264A AT 2	T-MOBILE USA INC 5.375% 04/15/27		03/13/2017	DEUTSCHE BANK SECURITIES INC		37,000	37,000		3FE
91911K AK 8	VALEANT PHARMACEUTICALS INTERN 7.000%	A	03/09/2017	BARCLAYS CAPITAL INC		1,100,000	1,100,000		3FE
000000 00 0	HILTON WORLDWIDE FINANCE LLC HILTON WORL		03/16/2017	Tax Free Exchange		109,490	110,182		3FE
000000 00 0	CABLE & WIRELESS USA INC		12/30/2016	Tax Free Exchange		293,401	299,246		3FE
000000 00 0	KRATON POLYMERS LLC 01/06/22		01/09/2017	Tax Free Exchange		3,996,126	4,000,000		4FE
G1591# AU 6	BRITVIC PLC 2.310% 02/20/25	B	02/15/2017	BARCLAYS CAPITAL INC		1,992,400	1,992,400		2Z
3899999	Total - Bonds - Industrial and Miscellaneous					9,733,912	9,731,751	12,839	XXX
8399997	Total - Bonds - Part 3					56,688,810	56,919,780	41,099	XXX
8399999	Total - Bonds					56,688,810	56,919,780	41,099	XXX
9999999	Total - Bonds, Preferred and Common Stocks					56,688,810	XXX	41,099	XXX

(a) For all common stock bearing NAIC market indicator "U" provide the number of such issues:.....0.

QE04

### SCHEDULE D - PART 4

Showing all Long-Term Bonds and Stocks SOLD, REDEEMED or Otherwise DISPOSED OF During Current Quarter

1	2	3	4	5	6	7	8	9	10	Change in Book/Adjusted Carrying Value					16	17	18	19	20	21	22
										11	12	13	14	15							
CUSIP Identification	Description	F o r e i g n	Disposal Date	Name of Purchaser	Number of Shares of Stock	Consideration	Par Value	Actual Cost	Prior Year Book/Adjusted Carrying Value	Unrealized Valuation Increase (Decrease)	Current Year's (Amortization) / Accretion	Current Year's Other-Than-Temporary Impairment Recognized	Total Change in B./A.C.V. (11+12-13)	Total Foreign Exchange Change in B./A.C.V.	Book/Adjusted Carrying Value at Disposal Date	Foreign Exchange Gain (Loss) on Disposal	Realized Gain (Loss) on Disposal	Total Gain (Loss) on Disposal	Bond Interest / Stock Dividends Received During Year	Stated Contractual Maturity Date	NAIC Designation or Market Indicator (a)
<b>Bonds - U.S. Government</b>																					
36202E T3 3	GOVERNMENT NATIONAL MORTGAGE A 6.000%		03/01/2017	Paydown.....		57,809	57,809	58,729	58,558		(749)		(749)		57,809			0	498	06/20/2038	1.....
912828 U6 5	UNITED STATES TREASURY 1.750% 11/30/21		01/09/2017	BARCLAYS CAPITAL INC.....		4,968,740	5,000,000	4,931,651	4,932,051		328		328		4,932,379		36,361	36,361	9,856	11/30/2021	1.....
0599999	Total - Bonds - U.S. Government.....					5,026,549	5,057,809	4,990,380	4,990,609	0	(421)	0	(421)	0	4,990,188	0	36,361	36,361	10,354	XXX	XXX
<b>Bonds - U.S. Special Revenue and Special Assessment</b>																					
31283H 2Q 7	FEDERAL HOME LOAN MORTGAGE COR 6.500%		03/01/2017	Paydown.....		19,673	19,673	19,729	19,703		(31)		(31)		19,673			0	217	12/01/2031	1.....
31283H 2R 5	FEDERAL HOME LOAN MORTGAGE COR 6.500%		03/01/2017	Paydown.....		9,255	9,255	9,259	9,255				0		9,255			0	112	09/01/2032	1.....
3128M1 AB 5	FEDERAL HOME LOAN MORTGAGE COR FHLMC 5.0		03/01/2017	Paydown.....		32,666	32,666	31,839	32,290		375		375		32,666			0	276	08/01/2020	1.....
3128MJ ZN 3	FEDERAL HOME LOAN MORTGAGE COR 3.500%		03/01/2017	Paydown.....		53,569	53,569	54,555			(986)		(986)		53,569			0	156	01/01/2047	1.....
3128QS 3S 3	FEDERAL HOME LOAN MORTGAGE COR 3.456%		03/01/2017	Paydown.....		119	119	120	119				0		119			0	1	03/01/2037	1.....
3128QS 4Q 6	FEDERAL HOME LOAN MORTGAGE COR 3.313%		03/01/2017	Paydown.....		471	471	473	471				0		471			0	3	02/01/2037	1.....
31292H 4K 7	FEDERAL HOME LOAN MORTGAGE COR 6.000%		03/01/2017	Paydown.....		110,702	110,702	111,533	111,374		(670)		(670)		110,702			0	1,115	12/01/2033	1.....
31371L CD 9	FEDERAL NATIONAL MORTGAGE ASSO 5.000%		03/01/2017	Paydown.....		24,386	24,386	23,698	23,786		599		599		24,386			0	195	09/01/2033	1.....
31371M CF 2	FEDERAL NATIONAL MORTGAGE ASSO 5.500%		03/01/2017	Paydown.....		26,424	26,424	25,534	25,632		791		791		26,424			0	234	07/01/2035	1.....
31403C WF 4	FEDERAL NATIONAL MORTGAGE ASSO 4.500%		03/01/2017	Paydown.....		106,017	106,017	98,348	99,801		6,216		6,216		106,017			0	613	09/01/2035	1.....
31411U HN 4	FEDERAL NATIONAL MORTGAGE ASSO 4.064%		03/01/2017	Paydown.....		51,480	51,480	51,938	51,480				0		51,480			0	716	03/01/2037	1.....
31414E RC 0	FEDERAL NATIONAL MORTGAGE ASSO 6.000%		03/01/2017	Paydown.....		69,194	69,194	69,444	69,363		(168)		(168)		69,194			0	635	07/01/2038	1.....
3199999	Total - Bonds - U.S. Special Revenue and Special Assessments.....					503,956	503,956	496,470	443,274	0	6,126	0	6,126	0	503,956	0	0	0	4,273	XXX	XXX
<b>Bonds - Industrial and Miscellaneous</b>																					
00115* AA 0	AES ILLUMINA LLC 6.000% 03/26/32.....		03/31/2017	Redemption 100.0000.....		41,490	41,490	41,490	41,490				0		41,490			0	629	03/26/2032	3.....
03789X AA 6	APPLEBEES / IHOP FUNDING LLC D 4.277%		03/29/2017	Various.....		1,923,750	1,975,000	1,975,000	1,975,000				0		1,975,000		(51,250)	(51,250)	25,519	09/20/2044	2AM.....
038521 AM 2	ARAMARK SERVICES INC 5.750% 03/15/20		03/23/2017	Call 101.4380.....		228,236	225,000	225,000	225,000		3,236		3,236		228,236			0	6,756	03/15/2020	3FE.....
038522 AM 0	ARAMARK SERVICES INC 4.750% 06/01/26		02/15/2017	Tax Free Exchange.....		611,540	617,923	611,396	611,473		67		67		611,540			0	6,033	06/01/2026	4FE.....
038522 AN 8	ARAMARK SERVICES INC 4.750% 06/01/26		03/13/2017	JP MORGAN SECURITIES LTD LDN		128,050	130,000	130,000					0		130,000		(1,950)	(1,950)	1,801	06/01/2026	3FE.....
044209 AK 0	ASHLAND INC. 3.875% 04/15/18.....		03/02/2017	WELLS FARGO & CO.....		1,017,500	1,000,000	1,000,000	1,000,000				0		1,000,000		17,500	17,500	15,285	04/15/2018	3FE.....
07324F AC 4	BAYVIEW FINANCIAL ACQUISITION 6.831% 0		03/01/2017	Paydown.....		69,149	69,149	56,109	58,511		10,638		10,638		69,149			0	505	08/01/2047	1FM.....

QE05

### SCHEDULE D - PART 4

Showing all Long-Term Bonds and Stocks SOLD, REDEEMED or Otherwise DISPOSED OF During Current Quarter

QE05.1

1	2	3	4	5	6	7	8	9	10	Change in Book/Adjusted Carrying Value					16	17	18	19	20	21	22
										11	12	13	14	15							
CUSIP Identification	Description	F o r e i g n	Disposal Date	Name of Purchaser	Number of Shares of Stock	Consideration	Par Value	Actual Cost	Prior Year Book/Adjusted Carrying Value	Unrealized Valuation Increase (Decrease)	Current Year's (Amortization) / Accretion	Current Year's Other-Than-Temporary Impairment Recognized	Total Change in B./A.C.V. (11+12-13)	Total Foreign Exchange Change in B./A.C.V.	Book/Adjusted Carrying Value at Disposal Date	Foreign Exchange Gain (Loss) on Disposal	Realized Gain (Loss) on Disposal	Total Gain (Loss) on Disposal	Bond Interest / Stock Dividends Received During Year	Stated Contractual Maturity Date	NAIC Designation or Market Indicator (a)
073879 VF 2	BEAR STEARNS ASSET BACKED SECU 1.642%		03/27/2017	Paydown.....		415,402	415,402	365,099	395,597		19,804		19,804		415,402			.0	859	05/25/2035	1FM.....
09531@ AA 5	BLUE BUFFALO CO LTD 08/07/19...		03/31/2017	Redemption 100.0000.....		2,475	2,475	2,434	2,454		.21		.21		2,475			.0	23	08/07/2019	3FE.....
10552T AF 4	BRF SA 4.750% 05/22/24.....	C	03/22/2017	BARCLAYS BANK PLC - LNBR.....		236,875	250,000	233,125	234,455		400		400		234,855		2,020	2,020	4,123	05/22/2024	2FE.....
12543D AV 2	CHS/COMMUNITY HEALTH SYSTEMS I 6.875%		01/31/2017	BARCLAYS CAPITAL INC.....		153,825	210,000	210,000	210,000				.0		210,000		(56,175)	(56,175)	7,299	02/01/2022	5FE.....
12648E AJ 1	CSMC_14-2R 3.000% 05/01/36.....		03/01/2017	Paydown.....		173,496	173,496	157,014	159,543		13,952		13,952		173,496			.0	842	05/01/2036	1FM.....
12648E AN 2	CSMC_14-2R 3.000% 05/01/36.....		03/01/2017	Paydown.....			3,260	932	866		(866)		(866)					.0	24	05/01/2036	1FM.....
126650 BP 4	CVS PASSTHROUGH TRUST 6.036% 12/10/28		03/10/2017	Redemption 100.0000.....		5,069	5,069	5,015	5,037		33		33		5,069			.0	51	12/10/2028	2FE.....
126650 BV 1	CVS PASSTHROUGH TRUST		03/10/2017	Redemption 100.0000.....		47,898	47,898	47,898	47,898				.0		47,898			.0	462	01/10/2033	2FE.....
12674@ AA 6	CVS PASSTHROUGH TRUST 4.016% 08/10/35		03/10/2017	Redemption 100.0000.....		13,825	13,825	13,825	13,825				.0		13,825			.0	92	08/10/2035	2.....
131347 BY 1	CALPINE CORP CALPINE CORP 7.875% 1/15/2023		03/06/2017	Call 103.9380.....		939,600	904,000	904,000	904,000		35,600		35,600		939,600			.0	45,680	01/15/2023	3FE.....
15238X AA 7	CENTRAL AMERICA BOTTLING CORP 6.75%	D	01/31/2017	DIRECT.....		512,019	500,000	526,875	512,312		(293)		(293)		512,019			.0	16,125	02/09/2022	3FE.....
20605P AC 5	CONCHO RESOURCES INC		01/16/2017	Call 103.2500.....		103,250	100,000	100,750	100,307		2,943		2,943		103,250			.0	3,268	01/15/2022	3FE.....
233046 AD 3	DB MASTER FINANCE LLC DNKN_15-3.980%		02/20/2017	Paydown.....		25,000	25,000	25,000	25,000				.0		25,000			.0	249	02/20/2045	2AM.....
29245J AJ 1	EMPRESA NACIONAL DEL PETROLEO 3.750%	C	03/07/2017	Various.....		5,556,125	5,750,000	5,655,298	5,658,462		1,470		1,470		5,659,931		(103,806)	(103,806)	128,776	08/05/2026	2FE.....
29248D AA 0	ENA NORTE TRUST 4.950% 04/25/28...	C	01/25/2017	Redemption 100.0000.....		235,807	235,807	237,341	236,686		(879)		(879)		235,807			.0	2,918	04/25/2023	3AM.....
31620M AH 9	FIDELITY NATIONAL INFORMATION 5.000%		03/15/2017	Call 102.5000.....		410,000	400,000	389,000	393,532		16,468		16,468		410,000			.0	10,000	03/15/2022	2FE.....
362256 AC 3	GSA HOME EQUITY TRUST GSAA_06 1.222%		02/25/2017	Paydown.....		192,566	192,566	106,917	105,791		86,776		86,776		192,566			.0	256	10/25/2036	1FM.....
362256 AC 3	GSA HOME EQUITY TRUST GSAA_06 1.222%		03/25/2017	Paydown.....		81,789	81,789	44,850	44,933		36,856		36,856		81,789			.0	206	10/25/2036	1FM.....
36242D PL 1	GSR MORTGAGE LOAN TRUST GSR_04 3.042%		03/01/2017	Paydown.....		28,191	28,191	28,156	28,179		12		12		28,191			.0	143	12/01/2034	1FM.....
43289* AA 0	HILTON WORLDWIDE FINANCE LLC		03/16/2017	Tax Free Exchange.....		109,490	110,182	109,083	109,457		33		33		109,490			.0	1,404	09/23/2020	3FE.....
44043V AD 0	HORIZON PHARMA INC 04/29/21.....		01/03/2017	Redemption 100.0000.....		627	627	597	604		22		22		627			.0	5	04/29/2021	3FE.....
44986U AC 3	INEOS GROUP HOLDINGS SA 5.875% 02/15/19	D	03/01/2017	Call 101.4690.....		507,345	500,000	500,000	500,000		7,345		7,345		507,345			.0	15,993	02/15/2019	4FE.....
45661@ AE 3	INEOS US FINANCE LLC 05/04/18..		03/31/2017	Various.....		2,349,816	2,349,816	2,349,816	2,349,816				.0		2,349,816			.0	14,442	05/04/2018	3FE.....
50076@ AC 6	KRATON POLYMERS LLC 01/06/22..		01/09/2017	Tax Free Exchange.....		3,996,126	4,000,000	3,996,250	3,996,110		16		16		3,996,126			.0	6,667	01/06/2022	4FE.....
50152# AC 1	KT REAL ESTATE HOLDINGS LLC 3.580%		02/24/2017	Redemption 100.0000.....		24,518	24,518	24,518	24,518				.0		24,518			.0	219	05/24/2035	2.....
52518R CC 8	LSSC_05-1 1.322% 09/26/45.....		03/26/2017	Paydown.....		216,909	216,909	192,489	199,489		17,420		17,420		216,909			.0	424	09/26/2045	1FM.....
52524P AA 0	LEHMAN XS TRUST LXS_07-6 2.611%..		02/01/2017	Paydown.....		74,325	121,066	87,213	87,042		(12,717)		(12,717)		74,325			.0	327	05/01/2037	1FM.....

**SCHEDULE D - PART 4**

Showing all Long-Term Bonds and Stocks SOLD, REDEEMED or Otherwise DISPOSED OF During Current Quarter

1	2		3	4	5	6	7	8	9	10	Change in Book/Adjusted Carrying Value					16	17	18	19	20	21	22
											11	12	13	14	15							
CUSIP Identification	Description		Disposal Date	Name of Purchaser	Number of Shares of Stock	Consideration	Par Value	Actual Cost	Prior Year Book/Adjusted Carrying Value	Unrealized Valuation Increase (Decrease)	Current Year's (Amortization) / Accretion	Current Year's Other-Than-Temporary Impairment Recognized	Total Change in B./A.C.V. (11+12-13)	Total Foreign Exchange Change in B./A.C.V.	Book/Adjusted Carrying Value at Disposal Date	Foreign Exchange Gain (Loss) on Disposal	Realized Gain (Loss) on Disposal	Total Gain (Loss) on Disposal	Bond Interest / Stock Dividends Received During Year	Contractual Maturity Date	NAIC Designation or Market Indicator (a)	
52524P AA 0	LEHMAN XS TRUST LXS_07-6 2.611%		03/01/2017	Paydown		8,148	4,740	3,458	3,408		4,739		4,739		8,148			.0	.66	05/01/2037	1FM	
603374 AD 1	MINERVA LUXEMBOURG SA 6.500%		03/27/2017	BARCLAYS BANK PLC - LNBR		487,500	500,000	495,480	495,573		.79		.79		495,652		(8,152)	(8,152)	17,153	09/20/2026	3FE	
61751J AK 7	MORGAN STANLEY MORTGAGE LOAN T 5.960%		02/01/2017	Paydown		149,988	149,988	103,469	103,514		46,474		46,474		149,988			.0	.694	02/01/2047	1FM	
61751J AK 7	MORGAN STANLEY MORTGAGE LOAN T 5.960%		03/01/2017	Paydown		61,510	61,510	41,825	42,451		19,059		19,059		61,510			.0	.703	02/01/2047	1FM	
63861H AL 2	NSMLT_13-A 5.615% 12/01/52		03/01/2017	Paydown		144,876	144,876	154,742	154,582		(9,706)		(9,706)		144,876			.0	1,513	12/01/2052	1FM	
643529 AB 6	NEW CENTURY ALTERNATIVE MORTGA 5.282%		02/01/2017	Paydown		114,949	114,949	58,432	58,514		56,435		56,435		114,949			.0	.475	10/01/2036	1FM	
643529 AB 6	NEW CENTURY ALTERNATIVE MORTGA 5.282%		03/01/2017	Paydown		19,223	19,223	9,661	9,785		9,438		9,438		19,223			.0	.139	10/01/2036	1FM	
70583# AJ 3	PELICAN PRODUCTS INC		03/31/2017	Redemption 100.0000		.619	.619	.624	.622		(.3)		(.3)		.619			.0	.8	04/08/2020	4Z	
74958E AS 5	RESIDENTIAL ASSET SECURITIES C 5.750%		02/01/2017	Paydown		200,180	208,060	184,207	183,615		16,565		16,565		200,180			.0	1,392	12/01/2036	1FM	
74958E AS 5	RESIDENTIAL ASSET SECURITIES C 5.750%		03/01/2017	Paydown		40,182	46,466	41,046	41,007		(825)		(825)		40,182			.0	.668	12/01/2036	1FM	
761735 AF 6	REYNOLDS GROUP ISSUER LLC 8.250% 02/15		02/15/2017	Redemption 102.7500		106,899	104,038	104,038	104,038		2,861		2,861		106,899			.0	4,292	02/15/2021	4FE	
81675K AD 1	SEMINOLE TRIBE OF FLORIDA 04/20		03/31/2017	Redemption 100.0000		28,226	28,226	28,194	28,304		(78)		(78)		28,226			.0	.232	04/20/2020	3FE	
81810# AA 4	SEVENTY SEVEN ENERGY INCF52418		03/31/2017	Redemption 100.0000		.625	.625	.628	.628		(.3)		(.3)		.625			.0	.10	06/25/2020	5FE	
82926# AF 2	SINCLAIR TELEVISION GROUP INC		01/03/2017	Redemption 100.0000		492,500	492,500	491,269	491,629		.871		.871		492,500			.0	.193	07/31/2021	3FE	
832248 AV 0	SMITHFIELD FOODS INC		02/21/2017	DIRECT		1,008,643	1,000,000	1,017,500	1,008,954		(305)		(305)		1,008,650		(6)	(6)	34,229	08/15/2022	2FE	
84860* AB 9	SPIRITS OF ST LOUIS BASKETBALL 3.850%		03/31/2017	Redemption 100.0000		7,100	7,100	7,100	7,100				.0		7,100			.0	.68	06/30/2036	2FE	
85571N AB 5	STARZ LLC STARZ FINANCE CORP 5% & 9/15/2019		01/07/2017	Call 101.2500		1,012,500	1,000,000	1,010,000	1,001,680		10,820		10,820		1,012,500			.0	15,556	09/15/2019	3FE	
858119 AT 7	STEEL DYNAMICS INC 6.125% 08/15/19		01/05/2017	Call 103.0630		515,315	500,000	500,000	500,000		15,315		15,315		515,315			.0	11,910	08/15/2019	3FE	
864486 AG 0	SUBURBAN PROPANE PRTRN LP 7.375% 08/01		03/16/2017	Call 103.6880		450,006	434,000	434,000	434,000		16,006		16,006		450,006			.0	20,005	08/01/2021	3FE	
88031N AA 5	TENASKA ALABAMA Tenaska Alabama Partners		03/30/2017	Redemption 100.0000		4,250	4,250	4,308	4,272		(22)		(22)		4,250			.0	.74	06/30/2021	3FE	
88031R AA 6	TENASKA ALABAMA 6.125% 03/30/23		03/30/2017	Redemption 100.0000		74,973	74,973	76,688	75,715		(742)		(742)		74,973			.0	1,148	03/30/2023	2FE	
91911X AQ 7	VALEANT PHARMACEUTICALS INTERN 6.750%		03/10/2017	Various		1,273,500	1,400,000	1,400,000	1,400,000				.0		1,400,000		(126,500)	(126,500)	54,675	08/15/2021	4FE	
94978# AN 7	COMMONWEALTH EDISON 6.690% 06/15/17		02/16/2017	Various		670,127	670,127	670,127	670,127				.0		670,127			.0	7,585	05/15/2017	2	
000000 00 0	SUMMARY ADJUSTMENT		03/31/2017	VARIOUS		(5)							.0		(6)			.0		04/01/2018	2Z	
000000 00 0	PAE HOLDING CORP TL L+550 10/07		03/31/2017	Redemption 100.0000		3,125	3,125	3,063	3,064		.61		.61		3,125			.0	.73	10/07/2022	4FE	
000000 00 0	HUNTSMAN INTERNATIONAL LLC		03/31/2017	Redemption 100.0000		7,369	7,369	7,380	7,380		(12)		(12)		7,369			.0	.84	04/01/2023	3FE	
000000 00 0	KRATON POLYMERS LLC		03/24/2017	Redemption 100.0000		1,226,917	1,226,917	1,225,729			1,188		1,188		1,226,917			.0	12,610	01/06/2022	4FE	

QE052

### SCHEDULE D - PART 4

Showing all Long-Term Bonds and Stocks SOLD, REDEEMED or Otherwise DISPOSED OF During Current Quarter

1	2		3	4	5	6	7	8	9	10	Change in Book/Adjusted Carrying Value					16	17	18	19	20	21	22
											11	12	13	14	15							
CUSIP Identification	Description		F o r e i g n	Disposal Date	Name of Purchaser	Number of Shares of Stock	Consideration	Par Value	Actual Cost	Prior Year Book/Adjusted Carrying Value	Unrealized Valuation Increase (Decrease)	Current Year's (Amortization) / Accretion	Current Year's Other-Than-Temporary Impairment Recognized	Total Change in B./A.C.V. (11+12-13)	Total Foreign Exchange Change in B./A.C.V.	Book/Adjusted Carrying Value at Disposal Date	Foreign Exchange Gain (Loss) on Disposal	Realized Gain (Loss) on Disposal	Total Gain (Loss) on Disposal	Bond Interest / Stock Dividends Received During Year	Stated Contractual Maturity Date	NAIC Designation or Market Indicator (a)
G7739P AF 7	CABLE & WIRELESS LTD 12/02/22.		D	12/30/2016.	Tax Free Exchange.....	.....	.....161,487	.....164,585	.....161,293	.....161,489	.....	.....(2)	.....	.....(2)	.....	.....161,487	.....	.....	.....0	.....	12/02/2022.	3FE.....
G7739P AG 5	CABLE & WIRELESS LTD 12/02/22.		D	12/30/2016.	Tax Free Exchange.....	.....	.....131,914	.....134,661	.....131,967	.....131,916	.....	.....(2)	.....	.....(2)	.....	.....131,914	.....	.....	.....0	.....	12/02/2022.	3FE.....
J7660* AA 4	ST. JUDE MEDICAL JAPAN CO LTD 1.580%		B	02/03/2017.	Call 100.0000.....	.....	.....2,897,362	.....2,897,362	.....3,489,845	.....2,791,786	.....	.....	.....	.....0	.....698,059	.....3,489,845	.....(592,483)	.....	.....(592,483)	.....12,080	04/28/2017.	1.....
J7660* AB 2	ST. JUDE MEDICAL JAPAN CO LTD 2.040%		B	02/03/2017.	Call 100.0000.....	.....	.....3,018,085	.....3,018,085	.....3,659,375	.....2,908,111	.....	.....	.....	.....0	.....751,264	.....3,659,375	.....(641,290)	.....	.....(641,290)	.....16,247	04/28/2020.	1.....
L0426@ AA 9	AWAS FINANCE LUXEMBOURG 2012 BOSKALIS FINANCE BV 5.190%		C	01/17/2017.	Redemption 100.0000.....	.....	.....13,468	.....13,468	.....13,502	.....13,495	.....	.....(26)	.....	.....(26)	.....	.....13,468	.....	.....	.....0	.....125	07/16/2018.	3FE.....
N1492@ AA 4	07/22/17		D	01/23/2017.	Call 100.0000.....	.....	.....5,000,000	.....5,000,000	.....5,000,000	.....5,000,000	.....	.....	.....	.....0	.....	.....5,000,000	.....	.....	.....0	.....130,471	07/22/2017.	2.....
N8879# AC 6	TRONOX INC 03/19/20.....		..	03/31/2017.	Redemption 100.0000.....	.....	.....2,264	.....2,264	.....2,264	.....2,272	.....	.....(8)	.....	.....(8)	.....	.....2,264	.....	.....	.....0	.....26	03/19/2020.	4FE.....
P7077@ AH 7	Nassau Air Dev 6.340% 03/30/35.....		D	03/31/2017.	Redemption 100.0000.....	.....	.....32,500	.....32,500	.....32,500	.....32,500	.....	.....	.....	.....0	.....	.....32,500	.....	.....	.....0	.....515	03/30/2035.	2FE.....
P7077@ AK 0	Nassau Air Dev 6.440% 06/30/35.....		D	03/30/2017.	Redemption 100.0000.....	.....	.....37,500	.....37,500	.....37,500	.....37,500	.....	.....	.....	.....0	.....	.....37,500	.....	.....	.....0	.....604	06/30/2035.	2FE.....
3899999.	Total - Bonds - Industrial and Miscellaneous.....						.....39,835,908	.....40,224,564	.....40,953,704	.....38,166,418	.....0	.....426,534	.....0	.....426,534	.....1,449,323	.....41,398,000	.....(1,233,773)	.....(328,319)	.....(1,562,092)	.....663,028	XXX	XXX
8399997.	Total - Bonds - Part 4.....						.....45,366,413	.....45,786,329	.....46,440,554	.....43,600,301	.....0	.....432,239	.....0	.....432,239	.....1,449,323	.....46,892,144	.....(1,233,773)	.....(291,958)	.....(1,525,731)	.....677,655	XXX	XXX
8399999.	Total - Bonds.....						.....45,366,413	.....45,786,329	.....46,440,554	.....43,600,301	.....0	.....432,239	.....0	.....432,239	.....1,449,323	.....46,892,144	.....(1,233,773)	.....(291,958)	.....(1,525,731)	.....677,655	XXX	XXX
9999999.	Total - Bonds, Preferred and Common Stocks.....						.....45,366,413	.....XXX	.....46,440,554	.....43,600,301	.....0	.....432,239	.....0	.....432,239	.....1,449,323	.....46,892,144	.....(1,233,773)	.....(291,958)	.....(1,525,731)	.....677,655	XXX	XXX

(a) For all common stock bearing the NAIC market indicator "U" provide: the number of such issues: .....0.

QE05.3



**SCHEDULE DB - PART A - SECTION 1**

Showing all Options, Caps, Floors, Collars, Swaps and Forwards Open as of Current Statement Date

1	2	3	4	5	6	7	8	9	10	11	12	13	14	15	16	17	18	19	20	21	22	23	
Description	Description of Item(s) Hedged, Used for Income Generation or Replicated	Schedule / Exhibit Identifier	Type(s) of Risk(s) (a)	Exchange, Counterparty or Central Clearinghouse	Trade Date	Date of Maturity or Expiration	Number of Contracts	Notional Amount	Strike Price, Rate of Index Received (Paid)	Cumulative Prior Year(s) Initial Cost of Premium (Received) Paid	Current Year Initial Cost of Premium (Received) Paid	Current Year Income	Book/Adjusted Carrying Value	Code	Fair Value	Unrealized Valuation Increase (Decrease)	Total Foreign Exchange Change in B./A.C.V.	Current Year's (Amortization) / Accretion	Adjustment to Carrying Value of Hedged Items	Potential Exposure	Credit Quality of Reference Entity	Hedge Effectiveness at Inception and at Year-end (b)	
<b>Purchased Options - Hedging Other - Put Options</b>																							
Equity Option - S&P 500 USD OTC ; 2017-EOPT-350116	Joint Venture Interests Portfolio.....	BA.....	Equity/ Index	Credit Suisse International E58DKGMJYYJLN8C3868...	02/17/2017	07/31/2017	210	394,514	1,876,9400		1,980		943		943	(1,037)				943		0001.....	
0099999. Total-Purchased Options-Hedging Other-Put Options.....										0	1,980	0	943	XX	943	(1,037)	0	0	0	943	XXX	XXX	
0149999. Total-Purchased Options-Hedging Other.....										0	1,980	0	943	XX	943	(1,037)	0	0	0	943	XXX	XXX	
0379999. Total-Purchased Options-Put Options.....										0	1,980	0	943	XX	943	(1,037)	0	0	0	943	XXX	XXX	
0429999. Total-Purchased Options.....										0	1,980	0	943	XX	943	(1,037)	0	0	0	943	XXX	XXX	
<b>Swaps - Hedging Effective - Foreign Exchange</b>																							
Currency swap - Rec fixed USD [Pay fixed EUR] ; 2014-FXS-227502	D2736#AJ8 FRITZ DRAXLMAIER GMBH & CO KG	D 1.....	Currency	Citibank N A..... E57ODZWZ7FF32TWEFA76...	02/21/2014	04/02/2021		2,058,000	4.7160% [3.5700%]			9,749	453,675		416,714		(22,200)			20,601		100/100.....	
Currency swap - Rec fixed USD [Pay fixed EUR] ; 2014-FXS-232087	G2616#AB7 DCC TREASURY 2014 LTD.....	D 1.....	Currency	BNP Paribas..... R0MUWSFPU8MPRO8K5P83	03/20/2014	05/21/2021		13,771,000	4.2380% [3.0000%]			65,194	3,075,500		2,816,881		(148,000)			140,141		100/100.....	
Currency swap - Rec fixed USD [Pay fixed EUR] ; 2014-FXS-242976	L8367#AC7 SHURGARD LUXEMBOURG SARL CB 3.26%	D 1.....	Currency	BNP Paribas..... R0MUWSFPU8MPRO8K5P83	06/25/2014	07/24/2026		8,302,497	4.7400% [3.2600%]			45,299	1,788,938		1,629,281		(90,132)			126,736		100/100.....	
Currency swap - Rec fixed USD [Pay fixed EUR] ; 2014-FXS-243577	N7334#AJ2 Wereldhave N.V. 3.06% 7/2026.....	D 1.....	Currency	BNP Paribas..... R0MUWSFPU8MPRO8K5P83	07/01/2014	07/23/2026		9,578,100	4.5270% [3.0600%]			49,188	2,091,250		1,882,686		(103,600)			146,186		100/100.....	
Currency swap - Rec fixed USD [Pay fixed EUR] ; 2014-FXS-245691	X2145*AA4 Elenia Finance 20y 7/30/2034.....	D 1.....	Currency	Citibank N A..... E57ODZWZ7FF32TWEFA76...	07/25/2014	07/30/2034		2,016,150	5.1000% [3.6010%]			11,098	411,825		406,668		(22,200)			41,981		100/100.....	
Currency swap - Rec fixed USD [Pay fixed EUR] ; 2015-FXS-274572	59010QAA4 MERLIN ENTERTAINMENTS PLC	D 1.....	Currency	Citibank N A..... E57ODZWZ7FF32TWEFA76...	03/13/2015	03/15/2022		524,750	4.9860% [2.7500%]			2,849	(10,025)		(18,638)		(7,400)			5,843		100/100.....	
Currency swap - Rec fixed USD [Pay fixed EUR] ; 2015-FXS-296997	X7360WAJ1 ROMANIA REPUBLIC OF.....	D 1.....	Currency	Citibank N A..... E57ODZWZ7FF32TWEFA76...	10/22/2015	10/29/2025		1,111,000	4.4975% [2.7500%]			5,169	41,450		(9,275)		(14,800)			16,277		100/100.....	
Currency swap - Rec fixed USD [Pay fixed GBP] ; 2013-FXS-189672	Portman Estate Funds (Multiple Cusips).....	D 1.....	Currency	Deutsche Bank AG 7LTFWFZYICNSX8D621K86....	02/06/2013	03/05/2028		3,913,000	4.3475% [4.1300%]			11,045	786,875		525,537		(37,000)			64,704		95/100.....	
Currency swap - Rec fixed USD [Pay fixed GBP] ; 2013-FXS-216199	G3646#AC7 FORTH PORTS LTD.....	D 1.....	Currency	Citibank N A..... E57ODZWZ7FF32TWEFA76...	11/13/2013	12/05/2031		8,152,350	5.4800% [5.0300%]			31,219	1,775,055		1,544,798		(75,480)			156,232		100/99.....	
Currency swap - Rec fixed USD [Pay floating GBP] ; 2012-FXS-158754	G2956@AA9 ABP ACQUISITIONS UK LTD.....	D 1.....	Currency	Barclays Bank PLC G5GSEF7VJP5IYOUK5573....	03/16/2012	04/25/2033		10,302,500	6.3010% [GBP LIBOR 6M+3.2810%]			85,814	2,174,575		3,176,571		(96,200)			206,561		100/100.....	
Currency swap - Rec fixed USD [Pay floating GBP] ; 2014-FXS-243353	G0566*AC3 ARQIVA PP FINANCING PLC FRN 06/2029	D 1.....	Currency	BNP Paribas..... R0MUWSFPU8MPRO8K5P83	06/27/2014	06/29/2029		5,614,290	5.0760% [GBP LIBOR 6M+2.1000%]			44,451	1,487,805		1,929,483		(48,840)			98,269		100/100.....	
0879999. Total-Swaps-Hedging Effective-Foreign Exchange.....										0	0	361,077	14,076,923	XX	14,300,706	0	(665,852)	0	0	1,023,531	XXX	XXX	
0909999. Total-Swaps-Hedging Effective.....										0	0	361,077	14,076,923	XX	14,300,706	0	(665,852)	0	0	1,023,531	XXX	XXX	
<b>Swaps - Hedging Other - Credit Default</b>																							
Credit Default Swap - Rec 0.0000 [PAY 1.0000];AT&T INC:T	00206RDG4 AT&T INC.....	D 1.....	Credit.	Citibank N A..... E57ODZWZ7FF32TWEFA76...	02/25/2016	12/20/2017		2,700,000	0.0000 [1.0000]			(21,516)	(6,750)		(15,826)		(15,826)		4,802			2FE.....	0002.....
0929999. Total-Swaps-Hedging Other-Credit Default.....										(21,516)	0	(6,750)	(15,826)	XX	(15,826)	4,802	0	0	0	0	0	XXX	XXX
<b>Swaps - Hedging Other - Foreign Exchange</b>																							
Currency swap - Rec fixed USD [Pay fixed CAD] ; 2014-FXS-245351	C5864@AM1 MULLEN GROUP LTD.....	D 1.....	Currency	BNP Paribas..... R0MUWSFPU8MPRO8K5P83	07/22/2014	10/22/2026		7,448,790	4.0425% [4.0700%]			13,986	1,380,367		1,380,367		(51,463)			115,198		0003.....	
Currency swap - Rec fixed USD [Pay fixed EUR] ; 2014-FXS-227509	D2736#AK5 FRITZ DRAXLMAIER GMBH & CO KG	D 1.....	Currency	Citibank N A..... E57ODZWZ7FF32TWEFA76...	02/21/2014	04/02/2024		411,600	5.3160% [4.0500%]			2,177	81,031		81,031		3,140			5,449		0003.....	
Currency swap - Rec fixed USD [Pay fixed GBP] ; 2016-FXS-338981	G1591#AU6 BRITVIC PLC.....	D 1.....	Currency	Citibank N A..... E57ODZWZ7FF32TWEFA76...	11/01/2016	02/20/2025		1,958,560	3.0300% [2.3100%]			1,677	(150,091)		(150,091)		(30,022)			27,522		0003.....	

QE06

## SCHEDULE DB - PART A - SECTION 1

Showing all Options, Caps, Floors, Collars, Swaps and Forwards Open as of Current Statement Date

1	2	3	4	5	6	7	8	9	10	11	12	13	14	15	16	17	18	19	20	21	22	23
Description	Description of Item(s) Hedged, Used for Income Generation or Replicated	Schedule / Exhibit Identifier	Type(s) of Risk(s) (a)	Exchange, Counterparty or Central Clearinghouse	Trade Date	Date of Maturity or Expiration	Number of Contracts	Notional Amount	Strike Price, Rate of Index Received (Paid)	Cumulative Prior Year(s) Initial Cost of Premium (Received) Paid	Current Year Initial Cost of Premium (Received) Paid	Current Year Income	Book/Adjusted Carrying Value	Code	Fair Value	Unrealized Valuation Increase (Decrease)	Total Foreign Exchange Change in B./A.C.V.	Current Year's (Amortization) / Accretion	Adjustment to Carrying Value of Hedged Items	Potential Exposure	Credit Quality of Reference Entity	Hedge Effectiveness at Inception and at Year-end (b)
Currency swap - Rec fixed USD [Pay floating GBP] ; 2013-FXS-201145	G2956@AC5 ABP ACQUISITIONS UK LTD Series A FRN 12/26/2033	D 1.....	Currency	Barclays Bank PLC G5GSEF7VJP5I7OUK5573...	06/03/2013	12/26/2033		1,534,500	5.5810% [GBP LIBOR 6M+2.2000%]			12,979	469,357		469,357	(19,905)	(14,800)			31,402		0003.....
0939999. Total-Swaps-Hedging Other-Foreign Exchange.....										0	0	30,819	1,780,664	XX	1,780,664	(98,250)	(76,021)	0	0	179,571	XXX	XXX
0969999. Total-Swaps-Hedging Other.....										(21,516)	0	24,069	1,764,838	XX	1,764,838	(93,448)	(76,021)	0	0	179,571	XXX	XXX
<b>Swaps - Replications - Credit Default</b>																						
Credit Default Swap - Rec 1.0000 [PAY 0.0000];CDX.NA.IG.28; 2017-RCDS-355276	990355276 CDX.NA.IG.28.....	DB C.....	Credit..	ICE Clear US, Inc 549300HWWR1D8OTS2G29.	03/20/2017	06/20/2022		11,000,000	1.0000 [0.0000]		173,289	3,056	172,385		183,964			(904)		11,000,000	2Z.....	N/A.....
Credit Default Swap - Rec 1.0000 [PAY 0.0000];CDX.NA.IG.28; 2017-RCDS-355279	990355279 CDX.NA.IG.28.....	DB C.....	Credit..	ICE Clear US, Inc 549300HWWR1D8OTS2G29.	03/20/2017	06/20/2022		11,000,000	1.0000 [0.0000]		175,571	3,056	174,655		183,963			(916)		11,000,000	2Z.....	N/A.....
0989999. Total-Swaps-Replications-Credit Default.....										0	348,860	6,111	347,040	XX	367,927	0	0	(1,820)	0	22,000,000	XXX	XXX
1029999. Total-Swaps-Replications.....										0	348,860	6,111	347,040	XX	367,927	0	0	(1,820)	0	22,000,000	XXX	XXX
1169999. Total-Swaps-Credit Default.....										(21,516)	348,860	(639)	331,214	XX	352,101	4,802	0	(1,820)	0	22,000,000	XXX	XXX
1179999. Total-Swaps-Foreign Exchange.....										0	0	391,896	15,857,587	XX	16,081,370	(98,250)	(741,873)	0	0	1,203,102	XXX	XXX
1209999. Total-Swaps.....										(21,516)	348,860	391,257	16,188,801	XX	16,433,471	(93,448)	(741,873)	(1,820)	0	23,203,102	XXX	XXX
1399999. Total-Hedging Effective.....										0	0	361,077	14,076,923	XX	14,300,706	0	(665,852)	0	0	1,023,531	XXX	XXX
1409999. Total-Hedging Other.....										(21,516)	1,980	24,069	1,765,782	XX	1,765,782	(94,485)	(76,021)	0	0	180,514	XXX	XXX
1419999. Total-Replication.....										0	348,860	6,111	347,040	XX	367,927	0	0	(1,820)	0	22,000,000	XXX	XXX
1449999. TOTAL.....										(21,516)	350,840	391,257	16,189,744	XX	16,434,414	(94,485)	(741,873)	(1,820)	0	23,204,045	XXX	XXX

QE06.1

(b)	Code	Financial or Economic Impact of the Hedge at the End of the Reporting Period
	0001	Hedges the equity risk of assets.
	0002	Hedges the credit risk of assets.
	0003	Hedges the currency risk of foreign currency denominated assets.

**SCHEDULE DB - PART B - SECTION 1**

Futures Contracts Open as of the Current Statement Date

1 Ticker Symbol	2 Number of Contracts	3 Notional Amount	4 Description	5 Description of Item(s) Hedged, Used for Income Generation or Replicated	6 Schedule / Exhibit Identifier	7 Type(s) of Risk(s) (a)	8 Date of Maturity or Expiration	9 Exchange	10 Trade Date	11 Transaction Price	12 Reporting Date Price	13 Fair Value	14 Book/Adjusted Carrying Value	Highly Effective Hedges			18 Cumulative Variation Margin for All Other Hedges	19 Change in Variation Margin Gain (Loss) Recognized in Current Year	20 Potential Exposure	21 Hedge Effectiveness at Inception and at Year-end (b)	22 Value of One (1) Point
														15 Cumulative Variation Margin	16 Deferred Variation Margin	17 Change in Variation Margin Gain (Loss) Used to Adjust Basis of Hedged Item					

**NONE**

QE07

**SCHEDULE DB - PART D - SECTION 1**  
Counterparty Exposure for Derivative Instruments Open as of Current Statement Date

1 Description of Exchange, Counterparty or Central Clearinghouse	2 Master Agreement (Y or N)	3 Credit Support Annex (Y or N)	4 Fair Value of Acceptable Collateral	Book Adjusted Carrying Value			Fair Value			11 Potential Exposure	12 Off-Balance Sheet Exposure
				5 Contracts with Book/Adjusted Carrying Value > 0	6 Contracts with Book/Adjusted Carrying Value < 0	7 Exposure Net of Collateral	8 Contracts with Fair Value > 0	9 Contracts with Fair Value < 0	10 Exposure Net of Collateral		
<b>NAIC 1 Designation</b>											
Barclays Bank PLC.....	G5GSEF7VJP5I7OUK5573...	Y.....	Y.....	.....3,874,000	.....2,643,932	.....0	.....3,645,928	.....0	.....237,963	.....0	
BNP Paribas.....	R0MUWSFPU8MPRO8K5P83	Y.....	Y.....	.....9,000,000	.....9,823,860	.....823,860	.....9,638,698	.....638,698	.....626,531	.....626,531	
Citibank N A.....	E57ODZWZ7FF32WEFA76	Y.....	Y.....	.....2,550,000	.....2,763,036	.....(175,942)	.....37,094	.....(193,830)	.....273,905	.....273,905	
Credit Suisse International.....	E58DKGMJYYYJLN8C3868.	Y.....	Y.....	.....	.....943	.....943	.....943	.....943	.....943	.....943	
Deutsche Bank AG.....	7LTFWZYICNSX8D621K86.	Y.....	Y.....	.....800,000	.....786,875	.....0	.....525,537	.....0	.....64,704	.....51,579	
0299999. Total NAIC 1 Designation.....				.....16,224,000	.....16,018,646	.....(175,942)	.....861,897	.....(193,830)	.....639,642	.....1,204,045	.....952,958
0899999. Aggregate Sum of Central Clearinghouse.....	XXX	XXX	XXX	.....364,134	.....347,040	.....0	.....367,927	.....3,793	.....22,000,000	.....21,982,906	
0999999. Gross Totals.....				.....16,588,134	.....16,365,686	.....(175,942)	.....861,897	.....(193,830)	.....643,434	.....23,204,045	.....22,935,864
1. Offset per SSAP No. 64.....											
2. Net after right of offset per SSAP No. 64.....					.....16,365,686	.....(175,942)					

QE08

**SCHEDULE DB - PART D - SECTION 2**

Collateral for Derivative Instruments Open as of Current Statement Date

1	2	3	4	5	6	7	8	9
Exchange, Counterparty or Central Clearinghouse	Type of Asset Pledged	CUSIP Identification	Description	Fair Value	Par Value	Book/Adjusted Carrying Value	Maturity Date	Type of Margin (I, V or IV)
<b>Collateral Pledged by Reporting Entity</b>								
Wells Fargo Securities, LLC.....	VYVCKR63DVZZN70PB21...	Treasury .....	912810 QH 4 UNITED STATES TREASURY .....	596,888	480,000	515,096	05/15/2040.	I.....
0199999. Totals.....				596,888	480,000	515,096	XXX	XXX
<b>Collateral Pledged to Reporting Entity</b>								
Barclays Bank PLC.....	G5GSEF7VJP5I7OUK5573....	Cash.....	Cash.....	3,874,000	3,874,000	XXX		V.....
BNP Paribas.....	R0MUWSFPU8MPRO8K5P83	Cash.....	Cash.....	9,000,000	9,000,000	XXX		V.....
Citibank N A.....	E57ODZWZ7FF32TWEFA76..	Cash.....	Cash.....	2,550,000	2,550,000	XXX		V.....
Deutsche Bank AG.....	7LTFWZYICNSX8D621K86...	Cash.....	Cash.....	800,000	800,000	XXX		V.....
ICE Clear US, Inc.....	549300HWWR1D8OTS2G29..	Cash.....	Cash.....	364,134	364,134	XXX		V.....
0299999. Totals.....				16,588,134	16,588,134	XXX	XXX	XXX

QE09

**SCHEDULE DL - PART 1  
SECURITIES LENDING COLLATERAL ASSETS**

Reinvested Collateral Assets Owned Current Statement Date

1	2	3	4	5	6	7
CUSIP Identification	Description	Code	NAIC Designation / Market Indicator	Fair Value	Book/Adjusted Carrying Value	Maturity Date

General Interrogatories:

1. The activity for the year: Fair Value \$.....0 Book/Adjusted Carrying Value \$.....0
2. Average balance for the year: Fair Value \$.....0 Book/Adjusted Carrying Value \$.....0
3. Reinvested securities lending collateral assets book/adjusted carrying value included in this schedule by NAIC designation:  
 NAIC 1: \$.....0 NAIC 2: \$.....0 NAIC 3: \$.....0 NAIC 4: \$.....0 NAIC 5: \$.....0 NAIC 6: \$.....0

**NONE**

**SCHEDULE DL - PART 2  
SECURITIES LENDING COLLATERAL ASSETS**

Reinvested Collateral Assets Owned Current Statement Date

1	2	3	4	5	6	7
CUSIP Identification	Description	Code	NAIC Designation / Market Indicator	Fair Value	Book/Adjusted Carrying Value	Maturity Date

General Interrogatories:

1. The activity for the year: Fair Value \$.....0 Book/Adjusted Carrying Value \$.....0
2. Average balance for the year: Fair Value \$.....0 Book/Adjusted Carrying Value \$.....0

**NONE**

**SCHEDULE E - PART 1 - CASH**

Month End Depository Balances

1 Depository	2 Code	3 Rate of Interest	4 Amount of Interest Received During Current Quarter	5 Amount of Interest Accrued at Current Statement Date	Book Balance at End of Each Month During Current Quarter			9 *
					6 First Month	7 Second Month	8 Third Month	
<b>Open Depositories</b>								
Bank of America, NA..... Boston, MA.....					(3,194,299)	(3,892,286)	(11,656,801)	XXX
JPMorgan Chase Bank, NA..... New York, NY.....					2,344,119	4,997,689	2,690,717	XXX
JPMorgan Chase Bank, NA..... Syracuse, NY.....					(301,780)	(321,277)	(324,608)	XXX
0199998. Deposits in.....3 depositories that do not exceed the allowable limit in any one depository (see Instructions) - Open Depositories.....	XXX	XXX	369	354	91,759	21,243	75,183	XXX
0199999. Total Open Depositories.....	XXX	XXX	369	354	(1,060,201)	805,369	(9,215,509)	XXX
0399999. Total Cash on Deposit.....	XXX	XXX	369	354	(1,060,201)	805,369	(9,215,509)	XXX
0599999. Total Cash.....	XXX	XXX	369	354	(1,060,201)	805,369	(9,215,509)	XXX



## SCHEDULE E - PART 2 - CASH EQUIVALENTS

Show Investments Owned End of Current Quarter

1 Description	2 Code	3 Date Acquired	4 Rate of Interest	5 Maturity Date	6 Book/Adjusted Carrying Value	7 Amount of Interest Due & Accrued	8 Amount Received During Year
<b>U.S. Government Bonds - Issuer Obligations</b>							
UNITED STATES TREASURY.....		03/31/2017.....		04/20/2017.....	5,997,677	0	327
0199999. U.S. Government Bonds - Issuer Obligations.....					5,997,677	0	327
0599999. Total - U.S. Government Bonds.....					5,997,677	0	327
<b>Bonds - U.S. Special Revenue &amp; Special Assessment Obligations and all Non-Guaranteed Obligations of Agencies and Authorities of Governments and Their U.S. Political Subdivision - Issuer Obligations</b>							
FEDERAL HOME LOAN BANKS.....		03/23/2017.....		04/17/2017.....	14,994,982	0	4,658
FEDERAL HOME LOAN BANKS.....		03/02/2017.....		04/20/2017.....	2,999,030	0	1,497
FEDERAL HOME LOAN BANKS.....		03/30/2017.....		04/26/2017.....	10,994,587	0	4,246
2599999. U.S. Special Revenue & Special Assessment Obligations - Issuer Obligations.....					28,988,599	0	10,400
3199999. Total - U.S. Special Revenue & Special Assessment Obligations and all Non-Guaranteed Obligations.....					28,988,599	0	10,400
<b>Total Bonds</b>							
7799999. Subtotals - Issuer Obligations.....					34,986,277	0	10,727
8399999. Subtotals - Bonds.....					34,986,277	0	10,727
8699999. Total - Cash Equivalents.....					34,986,277	0	10,727

QE13